

[manuals.plus](#) /

› [Amazon](#) /

› [Amazon Fire TV Stick HD User Manual](#)

Amazon Fire TV Stick HD

Amazon Fire TV Stick HD User Manual

Model: Fire TV Stick HD

INTRODUCTION

Welcome to the user manual for your new Amazon Fire TV Stick HD. This guide provides detailed instructions on how to set up, operate, maintain, and troubleshoot your device, ensuring you get the most out of its streaming and smart home capabilities.

fire tv stick HD

Busca y abre tus apps favoritas con Alexa



Alta
definición



Control
por voz



Fácil
de usar



Casa
Inteligente

Image: The Amazon Fire TV Stick HD and its accompanying Alexa Voice Remote. The stick is compact and plugs directly into an HDMI port, while the remote features dedicated buttons for navigation, voice control, and popular streaming services.

WHAT'S IN THE BOX

Upon unboxing your Fire TV Stick HD, you should find the following components:

- Fire TV Stick HD device
- Alexa Voice Remote
- Power cable and power adapter
- HDMI extender
- 2 AAA batteries (for the remote)
- Quick Start Guide



Image: The retail packaging for the Amazon Fire TV Stick HD, showing the device, remote, and box. This illustrates all the items included in the product package.

SETUP GUIDE

Follow these steps to set up your Fire TV Stick HD:

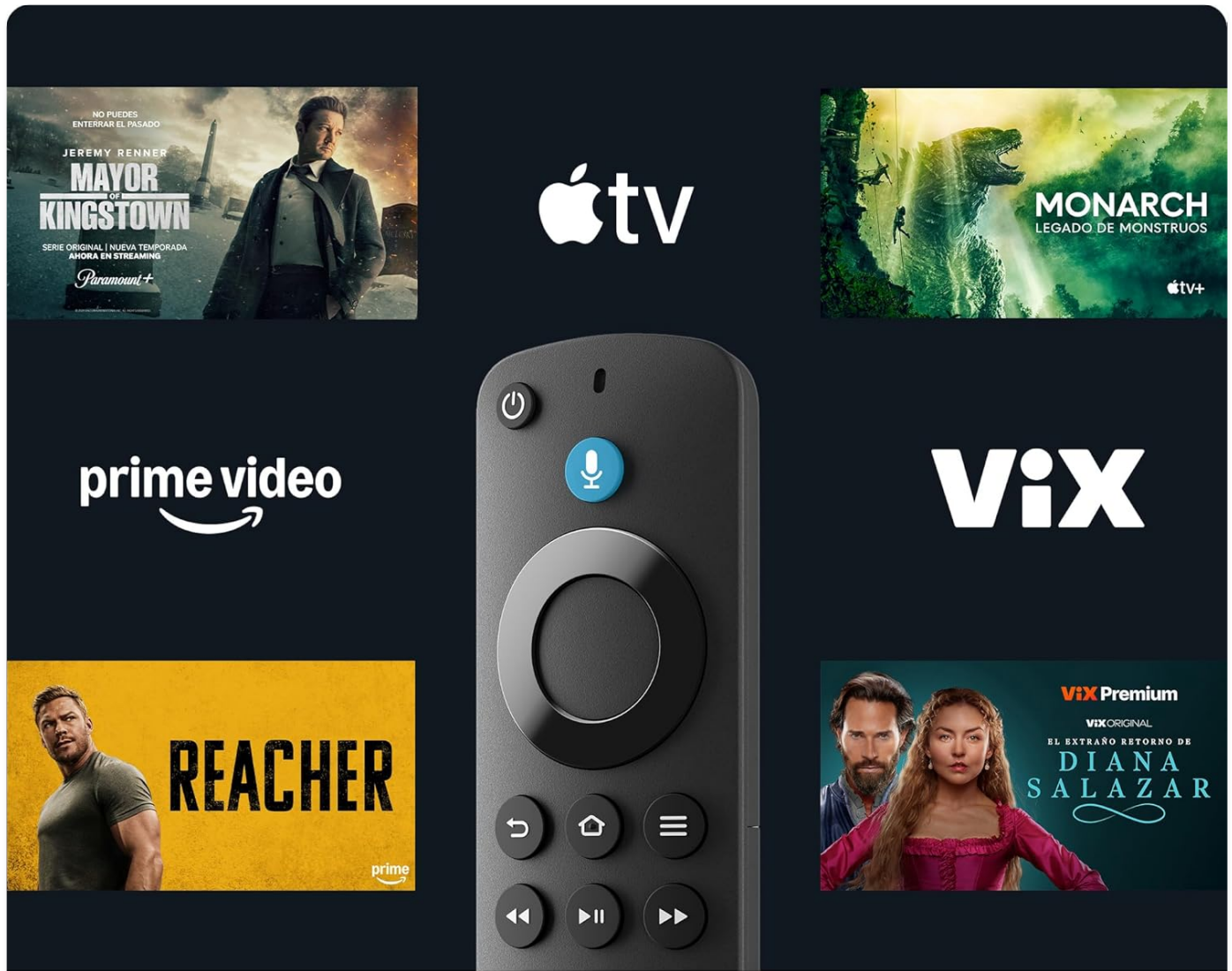
1. **Connect the Fire TV Stick:** Plug the Fire TV Stick HD directly into an available HDMI port on your high-definition television. If space is limited or for better Wi-Fi reception, use the included HDMI extender.
2. **Power On:** Connect the power cable to the Fire TV Stick and then plug the power adapter into a wall outlet.
3. **Insert Batteries into Remote:** Open the battery compartment on the back of the Alexa Voice Remote and insert the two AAA batteries, ensuring correct polarity.
4. **Select HDMI Input:** Turn on your TV and select the correct HDMI input source where the Fire TV Stick is connected.
5. **Follow On-Screen Instructions:** The Fire TV Stick will guide you through the initial setup process, including connecting to your Wi-Fi network and logging into your Amazon account.
6. **Pair Remote (if necessary):** If your remote does not automatically pair, press and hold the Home button on the remote for 10 seconds until it pairs with your Fire TV Stick.

OPERATING YOUR FIRE TV STICK HD

Voice Control with Alexa

The Alexa Voice Remote allows you to control your Fire TV Stick using voice commands. Press and hold the microphone

button on the remote, then speak your command. You can search for content, launch apps, control playback, and more.



“Alexa, abre Prime Video”.

Alexa te ayuda a encontrar tu contenido favorito

Image: The Alexa Voice Remote, highlighting its voice control button and dedicated app buttons for services like Prime Video and Netflix. This remote simplifies content discovery and access.

Streaming Content


Access a vast library of movies, TV shows, and live TV from various streaming services. The Fire TV Stick HD supports Full HD (1080p) resolution for a clear viewing experience.

- **Movies & TV Shows:** Stream from popular services like Netflix, Prime Video, Disney+, Vix, and many more. Subscription fees may apply for certain services.
- **Free Content:** Enjoy over 50,000 free movies and TV episodes from ad-supported streaming apps such as Vix, Tubi, and Pluto TV.
- **Music:** Listen to millions of songs from Amazon Music, Spotify, Pandora, and other music streaming platforms.



Más de 200,000 películas y episodios de series en streaming

Image: A television screen showcasing the Fire TV interface with various streaming applications like Netflix, Prime Video, and Disney+. This demonstrates the wide range of entertainment options available.

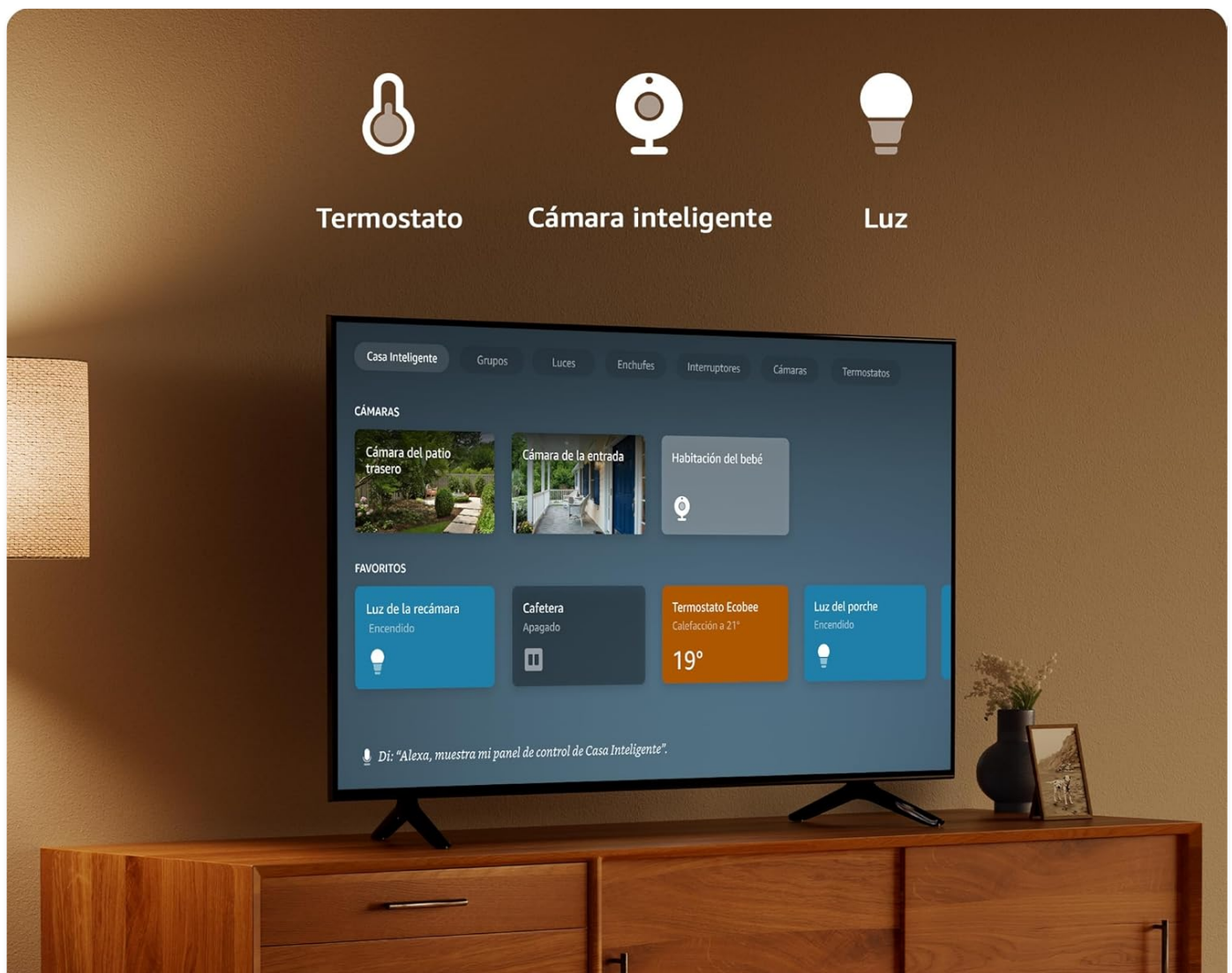


Aprovecha al máximo el potencial de Full HD

Image: A visual comparison illustrating the difference in picture quality between Standard Definition (SD), High Definition (HD), and 4K resolution. The Fire TV Stick HD delivers content in crisp HD.

Smart Home Control

Use your Fire TV Stick HD and Alexa Voice Remote to control compatible smart home devices. You can ask Alexa to check the weather, dim lights, view live camera feeds, and more.



Controla los dispositivos de Casa Inteligente compatibles con Alexa

Image: A television screen displaying the smart home control dashboard, showing icons for thermostat, smart camera, and light. This illustrates how the Fire TV Stick can integrate with and manage smart home devices.

MAINTENANCE

To ensure the longevity and optimal performance of your Fire TV Stick HD:

- **Cleaning:** Gently wipe the device and remote with a soft, dry, lint-free cloth. Avoid using liquid cleaners or aerosols.
- **Environment:** Keep the device in a well-ventilated area, away from direct sunlight, heat sources, and moisture.
- **Software Updates:** The device automatically receives software security updates. Ensure your device is connected to the internet to receive these updates.

TROUBLESHOOTING

If you encounter issues with your Fire TV Stick HD, try the following solutions:

• **No Power/No Display:**

- Ensure the power cable is securely connected to both the Fire TV Stick and the power adapter, and the adapter is plugged into a working wall outlet.
- Verify your TV is on the correct HDMI input channel.
- Try a different HDMI port on your TV.

• **Remote Not Responding:**

- Replace the AAA batteries in the remote.
- Re-pair the remote by pressing and holding the Home button for 10 seconds.
- Ensure there are no obstructions between the remote and the Fire TV Stick.

• **Wi-Fi Connectivity Issues:**

- Restart your Wi-Fi router and modem.
- Go to Settings > Network on your Fire TV Stick and try reconnecting to your Wi-Fi network.
- Ensure your Fire TV Stick is within range of your Wi-Fi router.

• **Partial Incompatibility with Roku TVs (as reported by some users):**

- Some Roku TV models may not automatically switch to the Fire TV Stick's HDMI input upon power-on. You may need to manually select the HDMI input using your Roku TV's remote.

SPECIFICATIONS

Feature	Specification
Dimensions (Stick)	86 x 30 x 13 mm (3.4" x 1.2" x 0.5")
Weight (Stick)	32.0 g (1.1 oz)
Processor	Quad-Core 1.7 GHz
Internal Storage	8 GB
Wi-Fi Connectivity	Dual-band, dual-antenna Wi-Fi (MIMO) compatible with 802.11a/b/g/n/ac
Bluetooth	Bluetooth 5.0 and Bluetooth Low Energy
Voice Compatibility	Alexa Voice Remote (included) or free Fire TV app
IR Device Control	Controls TV, soundbar, AV receiver (power, volume) via included Alexa Voice Remote
Cloud Storage	Free cloud storage for digital content purchased from Amazon
Ports	HDMI output; Micro USB for power only
Audio Support	Dolby encoded audio (AC-3, E-AC-3) HDMI pass-through
Video Formats	HDR10, HDR10+, HLG, H.265, H.264, Vp9
Output Resolution	1080p and 720p up to 60 fps
System Requirements	HD TV with HDMI input, Wi-Fi internet connection, power outlet

Feature	Specification
Compatible TVs	HD TVs with HDMI and 1080p or 720p at 60/50 Hz capability
Accessibility Features	VoiceView screen reader, Closed Captions (not for all content)
Remote Dimensions	38.68 x 141.3 x 17.6 mm
Remote Weight	45 g (without batteries)
Remote Batteries	2 AAA batteries (included)
Remote Compatibility	Fire TV Stick HD, Fire TV Stick 4K (1st Gen and later)

WARRANTY AND SUPPORT

Your Amazon Fire TV Stick HD comes with a **1-year limited warranty** and included service. For detailed terms and conditions regarding the use of your Fire TV Stick, please refer to the official Amazon website.

Software Security Updates: This device is guaranteed to receive software security updates for at least four years after it is no longer available for purchase as a new unit on Amazon websites. For more information on your specific device's updates, you can check your Amazon account's "Manage Your Content and Devices" section.




For further assistance or support, please visit the official Amazon support pages or contact Amazon customer service.



© 2025 Amazon. All rights reserved.

Related Documents - Fire TV Stick HD

	<p>Amazon Fire TV Stick 4K Quick Start Guide</p> <p>A concise, SEO-optimized HTML guide for setting up and using the Amazon Fire TV Stick 4K. Includes setup instructions, remote pairing, Wi-Fi troubleshooting, and Alexa voice command examples.</p>
	<p>Amazon Fire TV Stick 4K Max: Quick Start Guide and Setup</p> <p>Comprehensive guide to setting up your Amazon Fire TV Stick 4K Max, connecting it to your TV, pairing the Alexa Voice Remote, and troubleshooting common issues. Learn to access streaming apps and use Alexa voice commands.</p>
	<p>Amazon Fire TV Stick 4K Quick Start Guide</p> <p>Get started with your Amazon Fire TV Stick 4K and Alexa Voice Remote. This guide provides setup instructions, remote details, and helpful tips for a seamless streaming experience.</p>

	<p>Amazon Fire TV Stick Lite User Guide and Setup</p> <p>Get started with your Amazon Fire TV Stick Lite. This guide covers unboxing, setup, remote pairing, Wi-Fi connection, troubleshooting, safety information, and product specifications for the Amazon Fire TV Stick Lite (Model S3L46N).</p>
	<p>Amazon Fire TV Stick: Quick Start Guide</p> <p>Learn how to set up your Amazon Fire TV Stick, connect it to your TV, power up the Alexa Voice Remote, and complete the on-screen setup. Includes troubleshooting tips and features.</p>
	<p>Instrukcja obsługi Amazon Fire TV Stick 4K i pilota Alexa Voice</p> <p>Szczegółowa instrukcja obsługi Amazon Fire TV Stick 4K, obejmująca podłączenie urządzenia do telewizora oraz konfigurację i funkcje pilota Alexa Voice.</p>