

Cobectal ZOA-2000B-RF

Cobectal ZQA-2000A/ZQA-2000B Replacement Filter User Manual

Model: ZQA-2000A, ZQA-2000B | Brand: Cobectal



1. PRODUCT OVERVIEW

The Cobectal ZQA-2000A/ZQA-2000B Replacement Filter is a genuine 3-in-1 H13 True HEPA filter designed to maintain the optimal performance of your Cobectal Air Purifier. This high-efficiency filter system is engineered to capture a wide range of airborne particles and odors, ensuring cleaner, healthier air in your home or office environment.



Image: Cobectal ZQA-2000A/ZQA-2000B Replacement Filters.

Key Features:

- **Genuine Replacement:** Specifically designed for Cobectal ZQA-2000B air purifiers.
- **High Efficiency Filtration:** Features a 3-layer design including a pre-filter, H13 True HEPA filter, and activated carbon filter.
- **H13 True HEPA Filter:** Captures 99.97% of airborne particles as small as 0.3 microns, including dust, pollen, pet dander, and harmful particles.
- **Activated Carbon Filter:** Effectively absorbs various household odors and fumes such as smoke, cooking smells, and pet odors.
- **Pre-filter:** Traps larger particles like dust, lint, fibers, and hair, extending the life of the main filter.

3-Layer Filtration

Activated carbon filter

Cooking smells, odors, smoke, fumes

H13 HEPA filter

Dust, harmful particles, pollen, pet dander

Pre-filter

Hair, fiber, lint, pet fur




Image: Detailed view of the 3-Layer Filtration system.

2. INSTALLATION GUIDE

Follow these steps to correctly install the replacement filter in your Cobectal ZQA-2000B air purifier.

1. **Unscrew the bottom cover:** Gently turn the bottom cover of your air purifier counter-clockwise to unlock and remove it.
2. **Remove the old filter:** Carefully take out the used filter cartridge from the air purifier.
3. **Insert the new filter:** Place the new Cobectal replacement filter into the air purifier, ensuring it is seated correctly.
4. **Install the bottom cover:** Align the bottom cover and turn it clockwise to secure it in place.

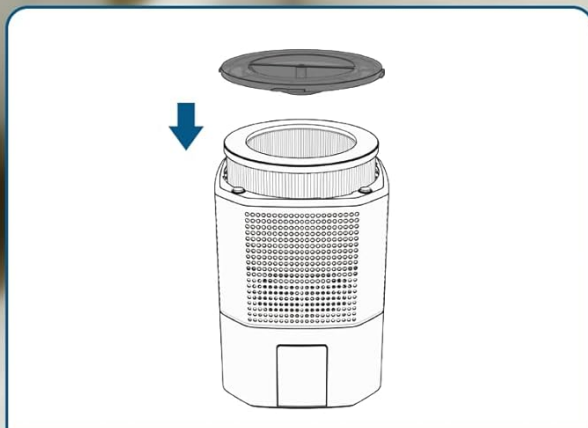
Easy to Install



1. Unscrew the bottom cover counter clockwise.



2. Take out the old filter cartridge.



3. Put in the new filter cartridge.



4. Install the bottom cover back in place.

Image: Step-by-step filter installation instructions.

3. OPERATING THE AIR PURIFIER (WITH NEW FILTER)

Once the new filter is installed, your Cobectal air purifier is ready to provide efficient air purification. The filter is designed to cover areas up to 450 sq ft, ensuring clean air circulation throughout your space.

Efficient Cycle Purification



99.97%
Filtration Rate*



0.3 Myron
Size Particle size

450Ft²



Image: Air purifier in operation, demonstrating efficient cycle purification.

The H13 True HEPA filter ensures that 99.97% of airborne particles as small as 0.3 microns are captured, contributing to a healthier indoor environment. The activated carbon layer actively neutralizes various odors, making your living space fresh and clean.

High Efficiency Purification



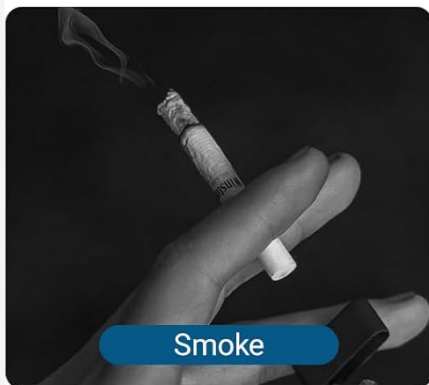



Image: Examples of high-efficiency purification against various airborne contaminants.

4. MAINTENANCE

Regular filter replacement is crucial for maintaining the optimal performance and longevity of your Cobactal air purifier. The filter's effectiveness diminishes over time as it collects pollutants.

Filter Replacement Schedule:

It is recommended to replace the filter every **3-6 months**. The exact frequency depends on usage intensity and air quality in your environment. For households with pets, smokers, or high levels of dust, more frequent replacement may be necessary.



High Performance

New >>> After 3 months

Image: Comparison of a new filter versus a filter after 3 months of use, highlighting the need for replacement.

Always use genuine Cobectal original replacement filters to ensure compatibility and optimal performance of your air purifier.

5. SPECIFICATIONS

Specification	Detail
Brand Name	Cobectal
Model Info	ZOA-2000B-RF
Compatible Device	ZQA-2000B
Item Weight	12.3 ounces
Product Dimensions	10.15 x 6.18 x 6.29 inches

Specification	Detail
Material Type	High Quality Non-woven Fabric, Activated Carbon
Filtration Type	H13 True HEPA 3-in-1 Filter
Recommended Replacement	Every 3-6 months

6. TROUBLESHOOTING

If you encounter any issues after replacing your filter, consider the following common solutions:

- **Air Purifier Not Turning On:** Ensure the bottom cover is securely fastened. The air purifier may have a safety switch that prevents operation if the cover is not properly closed.
- **Reduced Airflow:** Check if the filter is installed correctly and not obstructed. Ensure there are no blockages around the air intake or outlet vents of the purifier.
- **Persistent Odors:** If odors persist shortly after replacement, ensure the new filter is genuine and properly sealed. In environments with very strong or continuous odor sources, the activated carbon may saturate faster, requiring more frequent replacement.
- **Unusual Noises:** Verify the filter is seated firmly and not loose. Loose components can cause vibrations or rattling.

For persistent issues not resolved by these steps, please contact customer support.

7. WARRANTY AND SUPPORT

Cobectal is committed to providing high-quality products. While specific warranty details for replacement filters may vary, we stand by the quality of our genuine products.

Customer Support:

If you have any questions about your Cobectal replacement filters, or if you encounter any issues, please do not hesitate to contact our customer service team. We are dedicated to ensuring your satisfaction and providing assistance.







For support, please refer to the contact information provided with your air purifier or visit the official Cobectal website.

Note: Always choose genuine Cobectal original replacement filters for optimal performance and to ensure compatibility with your air purifier.



© 2023 Cobectal. All rights reserved.

This manual is for informational purposes only. Product specifications are subject to change without notice.

 <p>Instruction Manual Cobectal</p> <p>Air Purifier Model: ZQA-2000B</p> <p>✉ servicing@cobectal.com 🌐 www.cobectal.com</p>	<p>Cobectal Air Purifier ZQA-2000B Instruction Manual</p> <p>Instruction manual for the Cobectal Air Purifier, Model ZQA-2000B. Includes specifications, safety information, product overview, controls, getting started guide, troubleshooting, and warranty information.</p>
 <p>Instruction Manual Cobectal</p> <p>Air Purifier Model: ZQA-6000A</p> <p>✉ servicing@cobectal.com 🌐 www.cobectal.com</p>	<p>Cobectal ZQA-6000A Air Purifier Instruction Manual</p> <p>Comprehensive instruction manual for the Cobectal ZQA-6000A Air Purifier, covering setup, operation, maintenance, troubleshooting, and warranty information.</p>
 <p>Instruction Manual Cobectal</p> <p>Air Purifier Model: ZQA-8000A-S</p>	<p>Cobectal ZQA-8000A-S Air Purifier Instruction Manual</p> <p>Comprehensive instruction manual for the Cobectal ZQA-8000A-S Air Purifier, covering setup, operation, maintenance, troubleshooting, and warranty information.</p>
 <p>Instruction Manual Cobectal</p> <p>Air Purifier Model: ZQA-2000B</p> <p>✉ servicing@cobectal.com 🌐 www.cobectal.com</p>	<p>Cobectal Air Purifier ZQA-2000B Instruction Manual</p> <p>Instruction manual for the Cobectal Air Purifier, Model ZQA-2000B. Includes specifications, safety information, product overview, controls, getting started guide, troubleshooting, and warranty information.</p>
 <p>Instruction Manual Cobectal</p> <p>Air Purifier Model: ZQA-6000A</p> <p>✉ servicing@cobectal.com 🌐 www.cobectal.com</p>	<p>Cobectal ZQA-6000A Air Purifier Instruction Manual</p> <p>Comprehensive instruction manual for the Cobectal ZQA-6000A Air Purifier, covering setup, operation, maintenance, troubleshooting, and warranty information.</p>
 <p>Instruction Manual Cobectal</p> <p>Air Purifier Model: ZQA-8000A-S</p>	<p>Cobectal ZQA-8000A-S Air Purifier Instruction Manual</p> <p>Comprehensive instruction manual for the Cobectal ZQA-8000A-S Air Purifier, covering setup, operation, maintenance, troubleshooting, and warranty information.</p>