

## LIGE BW1846A

# LIGE Smart Watch User Manual

**Brand:** LIGE

**Model:** BW1846A

### INTRODUCTION

The LIGE Smart Watch is a versatile and robust device designed to enhance your daily life and fitness journey. Featuring a 1.39" military-grade display, comprehensive health monitoring, and extensive sports modes, it keeps you connected and informed. This manual provides essential information on setting up, operating, and maintaining your smartwatch to ensure optimal performance.

### WHAT'S IN THE BOX

- 1 X Smartwatch
- 1 X Metal Strap
- 1 X Silicone Strap
- 1 X Charging Cable
- 1 X User Manual



Image: The LIGE Smartwatch, including both metal and silicone straps, charging cable, and user manual, neatly arranged in its packaging.

## SETUP

### 1. Charging the Smartwatch

Before first use, fully charge your smartwatch. Connect the magnetic charging cable to the charging points on the back of the watch. A full charge typically takes about 2 hours.

# Multiple Sports Modes & IP67 Waterproof

The Men's Smartwatch has 21 built-in exercise modes to suit different training needs and provide you with the training data you need.



Image: The smartwatch being charged via its magnetic charging cable, illustrating the connection point.

## 2. App Installation and Pairing

To unlock the full potential of your LIGE Smart Watch, download and install the "FitCloudPro" app on your smartphone. The app is compatible with Android 5.0+ and iOS 9.0+ devices.

1. Scan the QR code displayed on your smartwatch or in the user manual to download the "FitCloudPro" app. Alternatively, search for "FitCloudPro" in your device's app store.
2. Open the app and follow the on-screen instructions to create your profile.
3. Enable Bluetooth on your smartphone.
4. In the FitCloudPro app, navigate to the device section and search for your smartwatch (Model: BW1846A).
5. Select your smartwatch from the list to initiate the pairing process. Confirm the pairing request on both your phone and the watch.

Your browser does not support the video tag.

Video: This video demonstrates the process of connecting the LIGE BW1846 Smartwatch to your smartphone via the FitCloudPro app, including scanning the QR code and confirming the Bluetooth binding request.

## **OPERATING THE SMARTWATCH**

### **Basic Navigation**

The smartwatch features a responsive 1.39" HD round touchscreen display. Swipe left, right, up, or down to navigate through menus and access various functions. The physical buttons on the side provide quick access to "Open" (main menu/power) and "Back" functions.

### **Bluetooth Calls & Message Notifications**

Once paired with your smartphone, you can make and answer calls directly from your smartwatch using its built-in speaker and microphone. Receive real-time notifications from various apps, including Facebook, Instagram, and Twitter, displayed conveniently on your wrist.





## Bluetooth Call & Message Notification

The built-in Hi-Fi speaker and the microphone can easily respond to calls.

Image: The smartwatch screen showing incoming call interface and message alerts from social media applications.

Your browser does not support the video tag.

Video: This video provides a comprehensive overview of the LIGE BW1846 Smartwatch's features, including its touchscreen navigation, call functionality, and various health and fitness tracking options.

### Music Control

Control music playback on your smartphone directly from your smartwatch. Play, pause, skip tracks, and adjust volume without needing to take out your phone.

### AI Voice Assistant

Utilize the integrated AI Voice Assistant for hands-free control. Ask questions, set reminders, or initiate calls using voice commands.

## HEALTH MONITORING

The LIGE Smart Watch is equipped with advanced sensors to help you monitor your health. **Please note: Data from this device is for reference only and should not be used for medical diagnosis.**

- **Heart Rate Monitoring:** Continuously track your heart rate throughout the day.
- **Blood Oxygen (SpO2) Detection:** Measure your blood oxygen levels.
- **Blood Pressure Monitoring:** Monitor your blood pressure.
- **Sleep Monitoring:** Automatically track your sleep patterns, including wakefulness, light sleep, and deep sleep stages, to help you understand and improve your sleep quality.

## Magnetic Charging Cable&Long-Lasting Battery



Charging time  
1-2 Hours



Standby time  
15-20 Days



Using time  
5-10 Days

# 400mAh



Smart Watch



LIGE Exclusive Packaging

Image: The smartwatch screen showing health monitoring features like heart rate, blood pressure, and blood oxygen levels.



For Android 5.0 & above



For iOS 9.0 & above



All trademarks are the sole property of their respective companies

**The authorizing European Representative information:**

Name: APEX CE SPECIALISTS LIMITED

Add: UNIT 3D NORTH POINT HOUSE, NORTH POINT  
BUSINESS PARK, NEW MALLOWS ROAD, CORK, T23AT2P,  
IRELAND

Contact: Wells

E-Mail: [info@apex-ce.com](mailto:info@apex-ce.com)

CE Report NO : LST210475014ER

WEEE-Reg.-Nr. DE 38635473

authorized representative by BellaCocool GmbH.

MADE IN CHINA



X0042RJ TBT

LIGE Smart Watch, Black  
NEW BW1846A-LD-US-ZXC



Image: A man sleeping with the smartwatch on his wrist, illustrating the sleep monitoring function with data on awake, light, and deep sleep durations.

## SPORTS MODES

The LIGE Smart Watch is your ideal fitness companion, offering over 100 sports modes. It includes 21 built-in exercise modes, with additional modes available via the FitCloudPro app. Track essential data such as steps taken, distance covered, and calories burned for various activities like walking, running, cycling, and more.

# Multiple Sports Modes & IP67 Waterproof

The Men's Smartwatch has 21 built-in exercise modes to suit different training needs and provide you with the training data you need.

The image features a man in a grey tank top and black shorts performing a bent-over row with a dumbbell. A semi-transparent blue circular overlay is positioned over his torso, displaying 21 white icons representing various sports modes: basketball, soccer, tennis, golf, badminton, table tennis, swimming, cycling, running, walking, and others. In the bottom left corner, a smartphone displays a map with a blue route and a delivery address: "Harold Mendez, DGLF267, 2306 Madrone Way, San Pablo". Below the phone, a smartwatch with a black metal link band is shown. The watch face displays four circular gauges: "Kcal 0003" (orange), "Steps 03000" (green), "Dis 00000" (blue), and "Calories 0000" (red). At the bottom right, three blue circular icons represent "Distance", "Calories", and "Steps".

Image: A man exercising with the smartwatch, highlighting the multiple sports modes available and tracking features like distance, calories, and steps.



## CUSTOMIZATION

Personalize your smartwatch experience with over 200 watch dials available through the FitCloudPro Watch Dial Marketplace. You can also create DIY watch faces using your own photos.

# Custom Dial Design & Rich UI

FitCloudPro" adds a dial marketplace with exquisite dials of different styles and themes for you to choose and edit. Meet your needs for different scenarios and make every moment unique.



Image: The smartwatch screen showcasing different custom dial designs and the option to personalize with user photos.

## BATTERY INFORMATION

The LIGE Smart Watch is equipped with a 400mAh large-capacity, low-power consumption battery for extended use.

- **Charging Time:** Approximately 2 hours for a full charge.
- **Average Daily Usage Time:** 3 to 7 days.
- **Standby Time:** 15 to 20 days.

## Multiple Sports Modes & IP67 Waterproof

The Men's Smartwatch has 21 built-in exercise modes to suit different training needs and provide you with the training data you need.



Image: Visual representation of the smartwatch's 400mAh battery, showing charging time, usage time, and standby time.

## MAINTENANCE AND CARE

- **Water Resistance:** The smartwatch is IP67 waterproof, making it suitable for daily use and resistant to splashes and rain. Avoid prolonged submersion or hot water.

- **Cleaning:** Regularly clean the watch screen and straps with a soft, dry cloth. For silicone straps, a mild soap and water solution can be used, ensuring it's completely dry before wearing.
- **Storage:** Store the smartwatch in a cool, dry place when not in use.

## TROUBLESHOOTING

If you encounter issues with your LIGE Smart Watch, try the following common troubleshooting steps:

- **Watch not turning on:** Ensure the watch is fully charged. Connect it to the charging cable and check for the charging indicator.
- **Cannot pair with phone:**
  - Ensure Bluetooth is enabled on your phone and the watch.
  - Make sure the watch is within the Bluetooth range of your phone.
  - Restart both your phone and the smartwatch.
  - Clear the Bluetooth cache on your phone (if applicable).
  - Try unpairing and re-pairing the device through the FitCloudPro app.
- **Inaccurate health data:** Ensure the watch is worn snugly on your wrist, not too tight or too loose. Clean the sensor on the back of the watch.
- **Notifications not received:** Check app notification settings within the FitCloudPro app and your phone's system settings. Ensure the app is running in the background.
- **Screen issues (flickering/white screen):** This may indicate a hardware issue or a software glitch. Try restarting the watch. If the problem persists, contact customer support.

Your browser does not support the video tag.

Video: This video shows a user experiencing a charging issue where the smartwatch stops charging after a month, resulting in a blank or flickering screen. This highlights a potential troubleshooting scenario.

## SPECIFICATIONS






Feature	Detail
Model Name	BW1846A
Screen Size	1.39 Inches
Battery Capacity	400 Milliamp Hours
Connectivity Technology	Bluetooth
Water Resistance	IP67
Compatibility	Android 5.0+, iOS 9.0+
Item Weight	9.1 ounces
Dimensions	8.11 x 3.86 x 1.06 inches



## WARRANTY AND SUPPORT

Your LIGE Smart Watch comes with an untroubled **24-month product guarantee**. For any questions, issues, or support needs, please contact LIGE customer service through the platform where you purchased the product or refer to the contact information provided in the included user manual.

### Related Documents - BW1846A

	<p><a href="#">BW327S Smartwatch User Guide</a></p> <p>Discover the features of the BW327S smartwatch, including health tracking (heart rate, steps, sleep), Bluetooth calls, smart notifications, and multiple sport modes. This guide covers setup, pairing, and support information.</p>
	<p><a href="#">LIGE Smart Watch User Manual and Guide</a></p> <p>Official user manual for the LIGE Smart Watch, providing instructions on setup, features, health tracking, fitness modes, and connectivity for Android and iOS devices.</p>
	<p><a href="#">LIGE H80 Smartwatch User Manual</a></p> <p>Comprehensive user manual for the LIGE H80 smartwatch, covering setup, operation, basic functions like heart rate and SpO2 monitoring, sports modes, sleep tracking, weather, and frequently asked questions.</p>
	<p><a href="#">LIGE BW1290 Smart Watch: Frequently Asked Questions and Video Guides</a></p> <p>This document provides frequently asked questions (FQA) and video guides for the LIGE BW1290 Smart Watch, covering Bluetooth connectivity, call functions, SMS synchronization, app settings, strap adjustment, and charging issues.</p>
	<p><a href="#">LIGE Smartwatch User Manual - Features, Operation, and FAQs</a></p> <p>Comprehensive user manual for the LIGE smartwatch, covering app download, device connection, basic functions like heart rate and blood pressure monitoring, sports modes, weather, sleep tracking, and frequently asked questions.</p>



### [LIGE SMART EF2 Smartwatch User Manual and Guide](#)

Comprehensive user manual and guide for the LIGE SMART EF2 smartwatch, covering setup, features, safety, and troubleshooting. Learn about its health monitoring, connectivity, and app integration with the GloryFit app.