

## Manuals+

[Q & A](#) | [Deep Search](#) | [Upload](#)

[manuals.plus](#) /

› [BoyKeep](#) /

› [BoyKeep Pet Camera K10 User Manual](#)

## BoyKeep K10

# BoyKeep Pet Camera K10 User Manual

Model: K10 | Brand: BoyKeep

## INTRODUCTION

---

Welcome to the user manual for your BoyKeep K10 Pet Camera. This guide provides detailed instructions for setting up, operating, and maintaining your indoor security camera, ensuring you can monitor your home and pets with ease.

## WHAT'S IN THE BOX

---

Your BoyKeep K10 Pet Camera package includes the following items:

- Camera
- USB Power Cable
- Power Adapter
- User Manual



The BoyKeep K10 Pet Camera, along with its included power adapter, USB cable, and user manual, ready for setup. A smartphone screen shows a live view of a cat and dog, demonstrating its primary use for pet monitoring.

## KEY FEATURES

---

The BoyKeep K10 Pet Camera is equipped with advanced features designed for comprehensive home and pet monitoring:

- **2K HD Resolution & Enhanced Night Vision:** Provides clear and vivid 2K (1920p) video quality, with enhanced night vision for monitoring in low-light conditions. Supports both 2.4 GHz and 5GHz WiFi for flexible connectivity.
- **Motion Detection & Customizable Alerts:** Set specific monitoring zones, define schedules, and adjust sensitivity to minimize false alarms. An integrated alarm feature can deter intruders.
- **Two-Way Communication:** Features a built-in microphone and speaker, enabling real-time two-way audio communication with pets or family members. Supports multiple device sharing and multi-view functionality.
- **Privacy Zones & Data Protection:** Allows users to define privacy zones to prevent recording in sensitive areas. Utilizes financial-grade encryption for robust data protection.
- **Flexible Storage Options:** Offers lifetime zero-cost cloud storage for 12-second motion event clips (activated via app) and supports local storage via a Micro SD card (up to 128GB, not included) for 24/7 continuous recording or motion-triggered video. Optional premium cloud plans are also available.



An overview of the BoyKeep K10 camera's capabilities, including 2K resolution, dual-band Wi-Fi support, cloud and SD card storage options, real-time notifications, motion and sound detection, and two-way audio communication.

## SETUP GUIDE

---

### 1. Unboxing and Initial Inspection

Carefully remove all components from the packaging. Ensure all listed items are present and inspect the camera for any physical damage.

### 2. Powering On the Camera

Connect the smaller end of the USB cable to the camera's power port (USB-C). Plug the larger USB-A end into the provided power adapter, then plug the adapter into a standard electrical outlet. The camera will power on automatically.

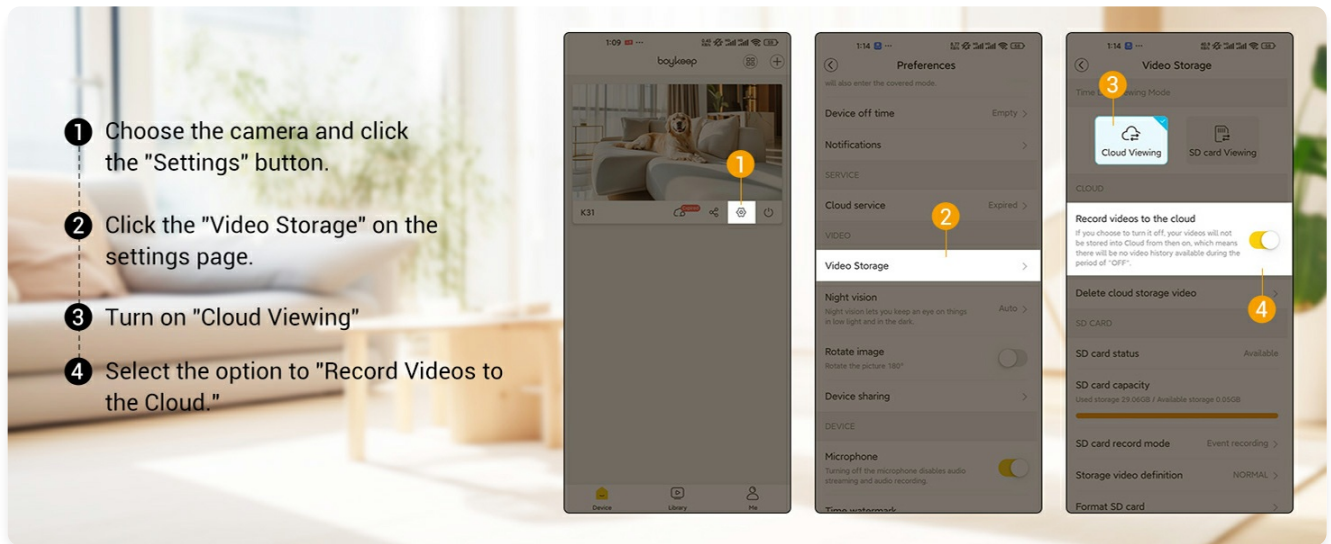
## Multiple setups, seamless viewing



The BoyKeep K10 camera is designed for versatile placement, easily set on a tabletop or mounted on a wall, requiring only a power connection to begin operation.

### 3. App Download and Account Registration

Download the "BoyKeep" app from your smartphone's app store (available for iOS and Android). Follow the on-screen instructions to register a new account or log in if you already have one.



The BoyKeep app interface, illustrating the process of enabling cloud viewing for your camera. This is where you manage settings and access features.

## 4. Pairing the Camera with the App

In the BoyKeep app, tap "Add Device" or the "+" icon. Select your camera model (K10) and follow the prompts. The app will guide you through connecting the camera to your 2.4 GHz or 5GHz Wi-Fi network. You may be required to scan a QR code displayed on your phone screen with the camera's lens to complete the pairing process. Listen for an audible confirmation from the camera indicating successful connection.

## OPERATING YOUR CAMERA

### Live View

Once paired, tap on your camera in the app to access the live video feed. You can view real-time footage of your monitored area.

### Two-Way Audio

To communicate through the camera, tap the microphone icon in the live view interface. Hold to speak, and release to listen.



# Hear and talk anytime, anywhere

"OK! mommy~"



"Honey, time for sleeping~"



Two-way Audio



The BoyKeep K10 camera facilitates seamless two-way audio, allowing you to speak to and hear from your pets or family members remotely through the app.

## Motion Detection & Alerts

The camera automatically detects motion. You can customize alert settings, sensitivity, and monitoring zones within the app's preferences. When motion is detected, you will receive real-time notifications on your smartphone.

# Record every sight from day to night



Cloud Storage



TF Card  
Storage



The BoyKeep K10 camera's motion detection feature sends real-time notifications to your smartphone when activity is detected, ensuring you are always aware of what's happening.

## Night Vision

The camera automatically switches to enhanced night vision mode in low-light conditions, providing clear black-and-white footage.

# 3MP resolution, clear visuals anytime



2K Resolution

2K

1080P



A visual comparison demonstrating the superior clarity of 2K resolution (left) compared to 1080p (right), showcasing the sharp image quality of the BoyKeep K10 camera.

## Recording Options

The K10 camera offers versatile recording solutions:

- **Cloud Storage:** Activate lifetime zero-cost cloud storage in the app to save 12-second motion event clips for the last 24 hours. Premium cloud plans are available for continuous recording.
- **SD Card Storage:** Insert a Micro SD card (up to 128GB, not included) for 24/7 continuous recording or motion-triggered video storage directly on the device.



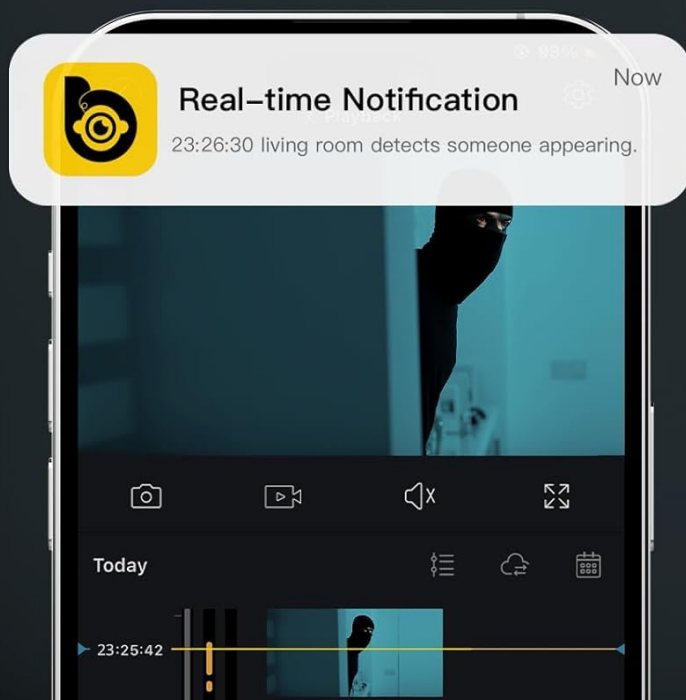
# Clear sight, day and night



Motion  
Detection



Sound  
Detection



The BoyKeep K10 camera supports both secure cloud storage and local TF (Micro SD) card storage, providing flexible options for recording and reviewing footage.

## Privacy Zones

To protect sensitive areas within your home, you can set privacy zones in the app. This feature prevents the camera from recording specific designated areas.

## MAINTENANCE

---

- **Cleaning:** Gently wipe the camera lens and body with a soft, dry cloth. Avoid using harsh chemicals or abrasive materials.
- **Placement:** Ensure the camera is placed on a stable surface or securely mounted to prevent accidental falls.
- **Software Updates:** Regularly check the BoyKeep app for firmware updates to ensure optimal performance and security.

## TROUBLESHOOTING

---

Issue	Possible Cause / Solution
Camera not connecting to Wi-Fi	Ensure your Wi-Fi network is 2.4 GHz or 5GHz. Check Wi-Fi password. Move camera closer to router. Restart camera and router.
Poor video quality	Check your internet connection speed. Ensure the camera lens is clean. Adjust resolution settings in the app (e.g., to 2K).
No motion detection alerts	Verify motion detection is enabled in app settings. Adjust sensitivity. Check notification settings on your phone.
SD card not recording	Ensure the SD card is inserted correctly and formatted via the app. Check if the card is full or corrupted.
Green status light keeps appearing	This is the status light. Check app settings to see if there's an option to turn off the status light. If not, try restarting the camera by unplugging and replugging it.







## TECHNICAL SPECIFICATIONS

Feature	Detail
Model Name	K10
Brand	BoyKeep
Indoor/Outdoor Usage	Indoor
Video Capture Resolution	1920p (2K HD)
Connectivity Protocol	Wi-Fi (2.4 GHz & 5GHz)
Power Source	Corded Electric
Item Dimensions (L x W x H)	1.2 x 1.2 x 3.6 inches
Item Weight	5.6 ounces
Storage Options	Cloud Storage, Micro SD Card (up to 128GB)
Special Features	Adjustable, Two-Way Audio, Night Vision, Motion Detection, Privacy Zones

## WARRANTY AND SUPPORT

BoyKeep products typically come with a manufacturer's warranty. Please refer to the official BoyKeep website or contact customer support for detailed warranty information and assistance.

For further support, you can visit the official BoyKeep store: [BoyKeep Store](#).

	<p><a href="#">BoyKeep Smart Wi-Fi Camera User Manual</a></p> <p>A comprehensive user manual for the BoyKeep Smart Wi-Fi Camera, detailing setup, connection, features, FAQs, and important notes for optimal usage.</p>
	<p><a href="#">Boykeep K30 Pet Camera User Manual</a></p> <p>User manual for the Boykeep K30 Pet Camera, detailing setup, features, and troubleshooting for this indoor security camera. Learn how to connect and use your Boykeep K30.</p>
	<p><a href="#">BoyKeep K20 Outdoor Security Camera User Manual</a></p> <p>User manual for the BoyKeep K20 Outdoor Security Camera, covering app download, device setup via AP hotspot or QR code, features, and troubleshooting. Contact support@boykeep.com or visit www.boykeep.com for assistance.</p>
	<p><a href="#">BoyKeep K30 Pet Camera User Manual</a></p> <p>User manual for the BoyKeep K30 Pet Camera, detailing app download, device setup via Wi-Fi hotspot or QR code scanning, features, troubleshooting, and important notes.</p>
	<p><a href="#">Boykeep K30 Pet Camera: Instruction Manual and Setup Guide</a></p> <p>Comprehensive instruction manual for the Boykeep K30 Pet Camera. Learn how to download the BoyKeep app, log in, add your device via QR code or Bluetooth, use live view features, understand reset procedures, safety precautions, FAQs, and warranty information.</p>
	<p><a href="#">K10 Tablet User Manual - Android 13</a></p> <p>Comprehensive user manual for the K10 Android 13 tablet, covering specifications, functions, settings, app management, multimedia, troubleshooting, and regulatory compliance.</p>