

Manuals+

[Q & A](#) | [Deep Search](#) | [Upload](#)

[manuals.plus](#) /

› [ZUMIMALL](#) /

› [ZUMIMALL 2K Wireless Outdoor Solar Security Camera Instruction Manual](#)

ZUMIMALL B0CQLFB9GC

ZUMIMALL 2K Wireless Outdoor Solar Security Camera Instruction Manual

Model: B0CQLFB9GC

INTRODUCTION

This manual provides comprehensive instructions for the setup, operation, and maintenance of your ZUMIMALL 2K Wireless Outdoor Solar Security Camera. Designed for home security, this camera features 3MP color night vision, 2.4GHz WiFi connectivity, two-way talk, spotlight, and siren, all within an IP66 waterproof casing. It is also compatible with Alexa for integrated smart home control.

WHAT'S IN THE BOX



The package includes:

- **Security Camera:** 1 unit
- **Camera Bracket:** 1 unit
- **Solar Panel:** 1 unit
- **Data Cable:** 1 unit (USB-C charging cable)
- **Screw Package:** 2 sets (for mounting)
- **Instruction Manual:** 1 unit
- **Tip Sticker:** 1 unit ("Hey! You are on camera")

PRODUCT FEATURES

- **2K FHD & Color Night Vision:** Equipped with 4 infrared LEDs, providing 130° wide-angle view and 55ft night vision range, automatically switching between black-white and color night vision.
- **Solar & Battery Powered:** Features a large-capacity rechargeable battery and an efficient solar panel for continuous operation.
- **DIY Detection Area & Real-Time Alert:** Improved PIR sensor with adjustable sensitivity allows customization of alarm plans, intervals, and detection areas. Includes spotlight and siren.
- **Two-Way Talk and Multi-User Sharing:** Integrated microphone and high-power speaker for two-way communication. Supports sharing live broadcast with up to 4 devices.
- **IP66 Weatherproof:** Designed to operate in temperatures from -4°F to 120°F (-20°C to 50°C), resistant to rain, shine, or snow.
- **2.4GHz WiFi Connectivity:** Supports 2.4GHz WiFi for wireless installation (5G connectivity is not supported).
- **Smart Home Compatibility:** Compatible with Alexa and Google Assistant.
- **Local & Cloud Storage:** Supports up to 128GB SD card for local storage and optional cloud storage service.

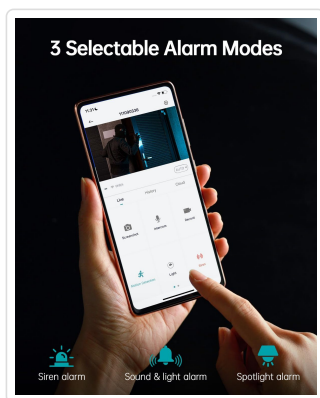
SETUP GUIDE

1. Download the ZUMIMALL App




Download the "ZUMIMALL" app from the Apple App Store or Google Play Store on your smartphone or tablet. Create an account and log in.

2. Power On and Connect to WiFi



Power on your camera. Open the ZUMIMALL app and follow the on-screen instructions to add your device. Ensure your camera is connected to a 2.4GHz WiFi network. **Note: 5G WiFi is not supported.** If you have a dual-band router, select the 2.4GHz network during setup.



The app will guide you through the connection process, typically involving scanning a QR code displayed on your phone with the camera.

3. Physical Installation



Mount the camera and solar panel using the provided screws and brackets. The solar panel ensures continuous power to the camera. Connect the solar panel cable to the camera's charging port.



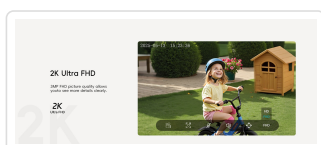
Installation Advice: Install the camera on the side of the detection area, approximately 7-10 feet (2-3 meters) above the ground, perpendicular to the wall, and tilted downwards at 10-15°. Avoid facing the camera toward strong lights, mirrors, windows, swimming pools, or white walls to prevent glare and false detections.

Your browser does not support the video tag.

Video: ZUMIMALL Solar Security Cameras Wireless Outdoor. This video demonstrates the quick and easy installation process, highlighting the solar panel connection and initial setup steps for the ZUMIMALL wireless outdoor security camera.

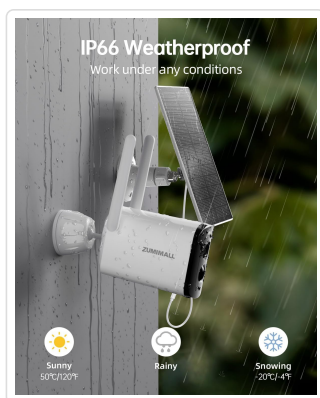
OPERATING INSTRUCTIONS

Live View and Recording



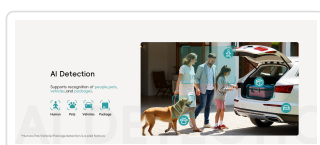
Access the live feed of your camera through the ZUMIMALL app. The camera provides 2K Ultra FHD resolution for clear viewing. You can take screenshots or record video directly from the live view interface.

Two-Way Talk

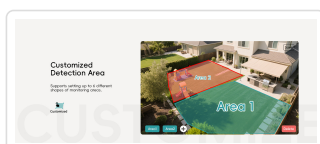


Use the two-way talk function to communicate with visitors or deter intruders. Simply press the intercom button in the app to speak through the camera's speaker.

Motion Detection & Alerts



The camera features AI detection for people, pets, vehicles, and packages. You will receive instant notifications on your device when motion is detected.



Customized Detection Area: Set up to 6 different shapes of monitoring areas to focus on specific zones and reduce false alarms.



Sensitivity Adjustment: Adjust the PIR sensor sensitivity (Near/Medium/Far) to optimize detection and battery life.



Choose from 3 selectable alarm modes: Siren alarm, Sound & light alarm, or Spotlight alarm. These can be activated automatically upon motion detection.

Night Vision Modes




The camera offers 3MP Color Night Vision, providing clear and detailed images even in low-light conditions up to 55 feet. It automatically switches between black-white and color modes.

Multi-User Sharing

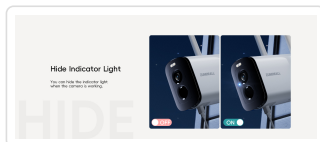


Share access to your camera's live feed with family members. They can view the live broadcast on their own devices after scanning a QR code or entering an account.



The ZUMIMALL app allows monitoring of up to 4 devices simultaneously.

Hide Indicator Light



For discreet monitoring, you can hide the indicator light when the camera is actively working.

MAINTENANCE

- **Cleaning:** Regularly wipe the camera lens and solar panel with a soft, damp cloth to ensure clear vision and efficient solar charging.
- **Battery Management:** The solar panel provides continuous charging. For optimal battery life, ensure the solar panel receives adequate sunlight. The camera supports multiple power usage modes (low, medium, high frequency) which affect battery duration (e.g., 3-4 months on low frequency, 1-2 months on high frequency).
- **Firmware Updates:** Keep the ZUMIMALL app and camera firmware updated to ensure optimal performance and access to new features.

TROUBLESHOOTING

- **Connectivity Issues:** Ensure your camera is within range of a 2.4GHz WiFi network. Check your router settings if you experience frequent disconnections.
- **Poor Video Quality:** Verify the camera lens is clean and free from obstructions. Ensure sufficient lighting for optimal night vision performance.

- **False Alarms:** Adjust the PIR sensor sensitivity and customize detection areas in the app to minimize unwanted alerts.
- **Battery Not Charging:** Ensure the solar panel is clean and positioned to receive direct sunlight. Check the connection between the solar panel and the camera.

SPECIFICATIONS

| Feature | Detail |
|--------------------------|--|
| Video Capture Resolution | 1920p (2K FHD) |
| Image Sensor | 3MP CMOS |
| Night Vision | Color Night Vision, 4 IR LEDs, 55 Feet Range |
| Viewing Angle | 130 Degrees |
| Connectivity | 2.4GHz Wi-Fi (5G not supported) |
| Power Source | Solar Powered, Rechargeable Lithium Polymer Battery (included) |
| Weather Resistance | IP66 Waterproof, -4°F to 120°F (-20°C to 50°C) |
| Storage | Max 128 GB Flash Memory (SD card not included), Cloud Storage option |
| Special Features | 2-Way Audio, Built-In Spotlight, Siren, Motion Detection, Digital Zoom |
| Compatible Devices | Alexa, Android (via ZUMIMALL App) |
| Item Weight | 1.37 pounds |
| Package Dimensions | 6.02 x 5.83 x 3.39 inches |

WARRANTY AND SUPPORT

ZUMIMALL is committed to providing high-quality products and customer satisfaction. For any questions, technical assistance, or warranty claims, please refer to the contact information provided in your product packaging or visit the official ZUMIMALL website. We offer one-on-one online support to ensure you always get the help you need. You can also visit the [ZUMIMALL Store on Amazon](#) for more information and products.