

Bearwind S17

Bearwind S17 Portable Handheld Mini Fan

INSTRUCTION MANUAL

[Introduction](#) [Features](#) [Contents](#) [Setup](#) [Operation](#) [Maintenance](#) [Troubleshooting](#) [Specifications](#) [Warranty](#)
& [Support](#)

1. Introduction

Welcome to the Bearwind S17 Portable Handheld Mini Fan instruction manual. This versatile 2-in-1 device is designed to provide refreshing airflow and serve as a convenient backup power bank for your mobile devices. Its compact and ergonomic design makes it an ideal companion for various activities, ensuring you stay cool and connected on the go.



Figure 1: Bearwind S17 Mini Fan in folded (left) and unfolded (right) states.

2. Product Features

2.1 Comfortable Grip & Retractable Design

The Bearwind Pocket Bunny Fan features a retractable,

ergonomic design with a smooth, rounded exterior for a comfortable grip, even during extended use. Unlike traditional foldable fans, its unique design ensures ease of handling.

Mini Personal Fan




Figure 2: Retractable design for comfortable use.

2.2 Long Battery Life & Backup Power

Equipped with a 2000mAh rechargeable battery, the mini fan operates for up to 18 hours on a single charge at low speed and 9 hours at the highest speed. A digital display indicates the current battery status. Additionally, it functions as a backup power bank, providing approximately 5 extra hours of phone screen time.

2 Speeds Long Working Time



Figure 3: Digital display and battery life indication.

Exquisitely Packaged Suitable For Gifting



Figure 4: Fan functioning as an emergency power bank.

2.3 Powerful Airflow & Instastop Technology

The fan delivers strong airflow with minimal noise, thanks to its high-quality motor. For enhanced safety, its soft blades incorporate Instastop Technology, which immediately stops the blades upon skin contact, preventing accidental injury.

Easy to use it & Safety Design





Figure 5: Safety features of the fan blades.

2.4 Compact & Portable Design

Measuring just 1.35in x 1.5in x 5.5in and weighing only 4.3oz, the Bearwind Pocket Fan is exceptionally easy to carry. It can be conveniently slipped into a pocket or wallet, or attached to

a hand or backpack using the included wrist strap.

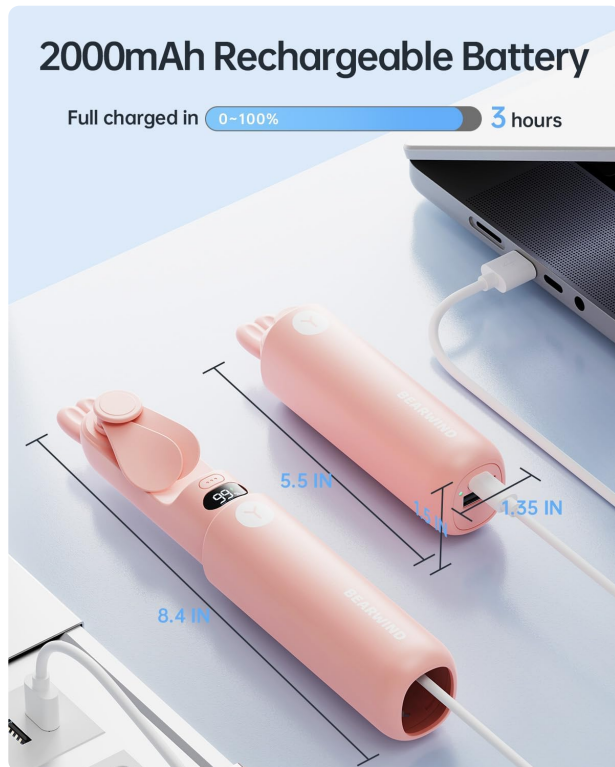


Figure 6: Compact size for easy portability.

2.5 Official Product Videos

Your browser does not support the video tag.

Video 1: Overview of the Bearwind Portable Handheld Fan, highlighting its features and usage. (Source: BEARWIND Seller)


Your browser does not support the video tag.

Video 2: Demonstration of the S17 Handheld Fan, showcasing its portability and functionality. (Source: BEARWIND Seller)

3. Package Contents

Please check the package for the following items:

- Bearwind S17 Portable Handheld Mini Fan
- USB-C Charging Cable
- Wrist Strap
- User Manual



4. Setup

4.1 Initial Charging

Before first use, fully charge the fan. Connect the provided USB-C cable to the charging port at the bottom of the fan and plug the other end into a USB power source (e.g., computer, wall adapter). The digital display will show the charging progress. A full charge typically takes approximately 3 hours.

Emergency Power Bank



4.2 Unfolding the Fan

To use the fan, gently pull the top part (bunny ears) upwards until the fan blades are fully extended and locked into position. The fan is designed to be easily deployed for immediate use.


Mini Personal Fan



Only 4.3oz



Pocket size



Portable at ease

5. Operating Instructions

5.1 Power On/Off and Speed Adjustment

Locate the power button on the side of the fan. Press the button once to turn the fan on at Speed 1. Press it a second time to switch to Speed 2 (highest speed). Press it a third time to turn the fan off.

5.2 Digital Display Usage

The integrated digital display shows the current battery percentage, allowing you to monitor the remaining power. When adjusting

speeds, the display will briefly show the selected speed level (e.g., '01' for Speed 1, '02' for Speed 2) before reverting to the battery percentage.

5.3 Using as a Power Bank

To use the fan as a backup power bank, ensure it is charged. Connect your mobile device's charging cable to the USB-A output port located at the bottom of the fan. The fan will begin charging your device. Note that the fan's primary function is cooling, and the power bank feature is intended for emergency backup.

5.4 Safety Features

The fan is equipped with Instastop Technology. If the soft blades come into contact with skin or other objects, they will stop instantly to prevent injury. This feature ensures safe operation, especially around children.



6. Maintenance

6.1 Cleaning

To clean the fan, ensure it is turned off and folded. Use a soft, dry cloth to wipe the exterior. Do not use abrasive cleaners or immerse the fan in water.

6.2 Storage

When not in use, fold the fan back into its compact form. Store it in a cool, dry place away from direct sunlight and extreme temperatures. Keep it away from small children and pets.

7. Troubleshooting

Problem	Possible Cause	Solution
Fan does not turn on.	Battery is depleted.	Charge the fan fully using the provided USB-C cable.
Weak or no airflow.	Fan is on low speed or battery is low.	Press the power button to cycle to a higher speed. Recharge the fan if battery is low.
Device not charging when connected to power bank.	Fan battery is too low or cable is faulty.	Ensure the fan is fully charged. Try a different USB cable.
Blades stop unexpectedly.	Instastop Technology activated (contact with object).	This is a safety feature. Remove the obstruction and restart the fan.

8. Specifications

Feature	Detail
Brand	Bearwind
Model Name	S17
Color	Pink
Power Source	Battery Powered (Rechargeable)
Battery Capacity	2000mAh Lithium Ion
Product Dimensions	5.47"D x 1.5"W x 1.34"H
Item Weight	4.2 ounces (0.26 Pounds)
Noise Level	30 dB
Number of Blades	2
Charging Time	Approx. 3 hours
Max Battery Life	18 hours (Speed 1), 9 hours (Speed 2)

Feature	Detail
Connector Type	Micro USB (Input), USB (Output)

9. Warranty & Support

This Bearwind S17 Portable Handheld Mini Fan comes with a standard manufacturer's warranty against defects in materials and workmanship. Please refer to the product packaging or contact Bearwind customer support for specific warranty terms and conditions.

For technical support, troubleshooting assistance, or warranty claims, please contact Bearwind customer service through the retailer's platform or visit the official Bearwind website. Please have your product model number (S17) and purchase details ready when contacting support.