

[Manuals.plus](#) /

› [MUNBYN](#) /

› [MUNBYN ILT01 8-inch Rugged Tablet Scanner User Manual](#)

MUNBYN ILT01

MUNBYN ILT01 8-inch Rugged Tablet Scanner User Manual

Model: ILT01

1. INTRODUCTION

This manual provides essential information for the proper setup, operation, and maintenance of your MUNBYN ILT01 8-inch Rugged Tablet Scanner. Please read this guide thoroughly before using the device to ensure optimal performance and longevity.

The MUNBYN ILT01 is an 8-inch rugged tablet designed for industrial and warehouse environments. It features an Android 13 operating system, a MediaTek MT6769V processor, 4GB RAM, and 64GB internal storage. Equipped with a Honeywell N6703 barcode scanner, it supports 1D, 2D, and QR code scanning. The device offers robust connectivity with 4G LTE and WiFi 5, and is built to withstand challenging conditions with an IP66 protection rating.



Image: Front view of the MUNBYN ILT01 Rugged Tablet Scanner, showcasing its display and robust design.



Image: Diagram illustrating the tablet's core specifications: Android 13 OS, 4GB RAM, 64GB storage, and MediaTek MT6769V processor.

2. SETUP

2.1 Unboxing and Initial Inspection

Upon receiving your MUNBYN ILT01, carefully open the packaging and inspect the contents. Ensure all items listed below are present and undamaged:

- MUNBYN ILT01 Rugged Tablet Scanner
- Power Adapter
- Data Cable (USB-C)
- Protective Film
- Instruction Manual



Image: The MUNBYN ILT01 tablet and its included accessories: power adapter, data cable, protective film, and instruction manual.

2.2 Charging the Device

Before first use, fully charge the tablet using the provided power adapter and data cable. Connect the USB-C cable to the tablet's charging port and the adapter to a power outlet. The charging indicator will illuminate.



400+
Million
400 Million+ Products Sold Worldwide



187+
Countries
Available in 187 Countries



11
Years of Innovation
Pioneer in Scanning Technology for 11 Years

Image: The MUNBYN ILT01 tablet connected to its charger, illustrating the charging process.

2.3 Installing SIM Card and MicroSD Card (Optional)


The tablet supports a SIM card for 4G LTE connectivity and a MicroSD card for expandable storage. Locate the SIM/MicroSD card slot on the side of the device. Carefully open the protective cover, insert the cards as indicated, and close the cover securely to maintain the IP66 rating.

Powerful 1D&2D Scanning Ability

Built-in Honeywell N6703 Scanner



Damaged Code



1D



2D



DataBar (RSS)



Composite Code-A/B/C



Inverse Code



PDF417



Screens Barcodes

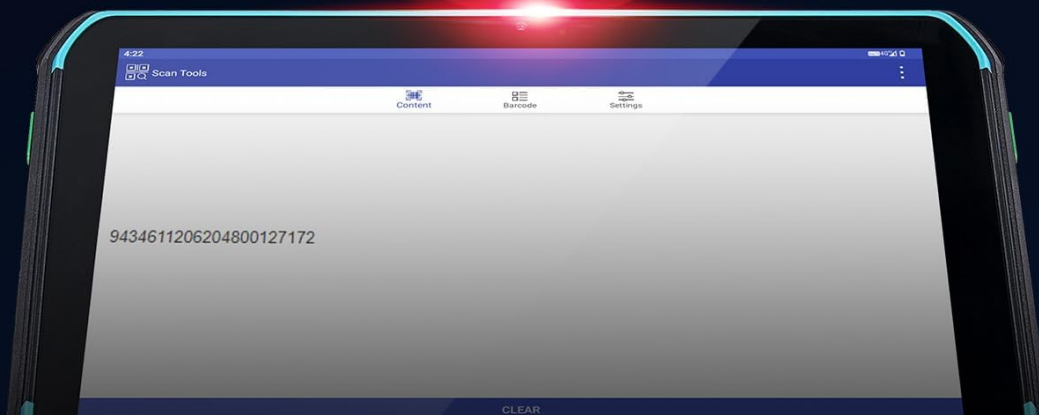


Image: A detailed view of the side of the MUNBYN ILT01 tablet, highlighting the DC power port, PSAM slot, Type-C port, TF (MicroSD) card slot, and SIM card slot.

2.4 Applying the Protective Film

A protective film is included to safeguard the screen. Clean the screen thoroughly before application. Align the film carefully and smooth out any air bubbles. Refer to the video below for a visual guide.

Endorsed By




Image: The MUNBYN ILT01 tablet with a clear screen protector being positioned for application.

Your browser does not support the video tag.

Video: A demonstration on how to easily apply the screen protection film to the MUNBYN ILT01 Rugged Tablet.

3. OPERATING INSTRUCTIONS

3.1 Power On/Off

To power on the tablet, press and hold the power button located on the side until the screen illuminates. To power off, press and hold the power button, then select 'Power off' from the options.

3.2 Basic Android 13 Navigation

The tablet runs on Android 13. Navigate using touch gestures: swipe to unlock, tap to open apps, swipe down from the top for notifications and quick settings, and use the on-screen navigation buttons (Back, Home, Recent Apps).

3.3 Barcode Scanning

The ILT01 is equipped with a Honeywell N6703 scan head for efficient barcode scanning. To scan:

1. Open the scanning application on the tablet.
2. Point the integrated scanner at the barcode.
3. Press the dedicated scan button (usually a side button) to activate the scanner.
4. Ensure the red laser line covers the entire barcode for accurate reading.

The scanner supports 1D (e.g., UPC/EAN, Code128, Code39), 2D (e.g., PDF417, MicroPDF417, QR Code), and DataBar (RSS) barcodes. It can scan damaged or screen-displayed barcodes effectively.

Longer-Lasting Power Station

Can be Used for 10 Hours



9000 mAh

Image: The MUNBYN ILT01 tablet demonstrating its ability to scan various barcode types, including damaged, 1D, 2D, DataBar (RSS), Composite Code, Inverse Code, PDF417, and screen barcodes.



Image: A user operating the MUNBYN ILT01 tablet to scan a barcode in a warehouse environment.

3.4 Connectivity (4G LTE & WiFi 5)

The tablet supports both 4G LTE cellular data and WiFi 5 (2.4GHz + 5GHz dual-band) for network connectivity. Insert a compatible SIM card for cellular data. To connect to WiFi, go to **Settings > Network & internet > Wi-Fi**, then select your network and enter the password.




Image: Visual representation of the tablet's connectivity options, including SIM card support for 4G LTE, WiFi 5 (2.4GHz+5GHz Dual-Band), and Bluetooth 5.0.

3.5 Battery Management

The ILT01 features a 9000mAh battery, providing approximately 10 hours of continuous use. To maximize battery life, adjust screen brightness, close unused applications, and disable unnecessary connectivity features (e.g., Bluetooth, GPS) when not in use.

IP66 Protection Rating



Withstands a **3.94 ft**
drop to concrete



Can be rinsed
with **water**



Working temperature
-4°F to 131°F



Image: An illustration highlighting the MUNBYN ILT01's 9000mAh battery capacity, providing up to 10 hours of operation.

4. MAINTENANCE

4.1 Cleaning

To clean the tablet, use a soft, damp cloth. Avoid harsh chemicals or abrasive materials. For the screen, use a microfiber cloth specifically designed for electronics. Ensure all port covers are securely closed before cleaning with water to maintain the IP66 rating.

4.2 Ruggedness and Protection

The ILT01 is designed with IP66 protection, making it resistant to dust and water splashes. It can also withstand drops from up to 1.2 meters (3.94 feet) onto concrete. While rugged, avoid intentional abuse or exposing the device to extreme conditions beyond its specifications.

4G LTE & WIFI 5

Stay Connected On The Go



SIM Card



WIFI 5

(2.4GHz+5GHz Dual-Band WIFI)



Bluetooth

(5.0, Transmitted Distance: 16.4-32.8 ft)



Image: The MUNBYN ILT01 tablet in a rugged environment, illustrating its IP66 protection rating, ability to withstand a 3.94 ft drop, and suitability for working temperatures from -4°F to 131°F.

5. TROUBLESHOOTING

If you encounter issues with your MUNBYN ILT01, refer to the following common troubleshooting steps:

- **Device not powering on:** Ensure the battery is charged. Connect the tablet to the charger and try again.
- **Screen unresponsive:** Perform a forced restart by holding the power button for approximately 10-15 seconds.
- **Barcode scanner not working:** Check if the scanning application is open and the scanner is enabled. Ensure the barcode is clean and properly illuminated.
- **No network connectivity:** Verify that the SIM card is correctly inserted and activated (for 4G LTE). For Wi-Fi, ensure you are within range of a known network and have entered the correct password.
- **Slow performance:** Close unnecessary applications running in the background. Clear cache for frequently used apps.

For persistent issues, please contact MUNBYN customer support.

6. SPECIFICATIONS

Feature	Specification
Brand	MUNBYN
Model Name	ILT01
Operating System	Android 13
Processor	MediaTek MT6769V (ARM Cortex-A72, 2 GHz)
Memory (RAM)	4 GB
Storage (ROM)	64 GB
Expandable Storage	MicroSD (up to 64 GB)
Screen Size	8 Inches
Display Resolution	1280 x 800 Pixels (LCD)
Barcode Scanner	Honeywell N6703 (1D/2D/QR)
Battery Capacity	9000 mAh (approx. 10 hours average life)
Connectivity	4G LTE, Wi-Fi 5 (802.11ac), Bluetooth
Protection Rating	IP66
Drop Resistance	1.2 meters (3.94 ft)
Dimensions (L x W x T)	9.88" x 6.89" x 2.24"
Cameras	Rear 13 MP, Front 5 MP

7. WARRANTY AND SUPPORT

7.1 Warranty Information

The MUNBYN ILT01 comes with a **24-month warranty**. This warranty covers manufacturing defects and non-human-induced damage. For specific terms and conditions, please refer to the warranty card included in your product packaging or contact MUNBYN customer service.

7.2 Technical Support

MUNBYN provides **lifetime technical support** for the ILT01 tablet. If you require assistance with setup, operation, or troubleshooting, please contact our support team. Support options may include remote setup assistance and access to how-to videos.

Your browser does not support the video tag.

Video: An overview of the MUNBYN ILT01 tablet, highlighting its features and potential to enhance business operations.

