

## Widex WPT202

# Coselgi BTE Charger WPT202

## USER MANUAL

### 1. Introduction

---

This manual provides essential information for the proper use and maintenance of your Coselgi BTE Charger WPT202. This device is specifically designed to charge Coselgi Mojo Behind-The-Ear (BTE) hearing aids and is also compatible with rechargeable Moment BTE hearing aids. Please read this manual carefully before using the charger to ensure safe and efficient operation.

### 2. Product Overview

---

The Coselgi BTE Charger WPT202 is a compact and efficient charging solution for your BTE hearing aids. It features dedicated slots for secure placement of the hearing aids during charging. The charger operates by connecting to an external power source and does not contain an internal rechargeable battery.



An image showing the compact black Coselgi BTE Charger WPT202. One Coselgi BTE hearing aid is securely placed in a charging slot on top of the charger, while another identical hearing aid rests beside it, illustrating the product's primary function.

### 3. Setup

---

1. **Unpack:** Carefully remove the charger from its packaging. Ensure all components are present.
2. **Connect Power:** Connect the charger to a suitable power outlet using the provided power cable. The charger does not have an internal battery and requires continuous power during charging.
3. **Placement:** Place the charger on a stable, flat surface away from direct sunlight, heat sources, and moisture.

### 4. Operating Instructions

---

The Coselgi BTE Charger WPT202 offers two primary charging modes:

- **Standard Full Charge:**
  - a. Gently insert your Coselgi Mojo or rechargeable Moment BTE hearing aids into the designated charging slots on the charger. Ensure they are correctly seated.

- b. The charging process will begin automatically.
  - c. A full charge typically takes approximately **4 hours**.
- **Quick Charge:**
    - a. If your hearing aids are low on power and you need them quickly, place them in the charger for **30 minutes**.
    - b. This quick charge provides approximately **4 hours** of use.

Refer to your hearing aid's manual for specific charging indicators or lights, as these are typically on the hearing aid itself, not the charger.

## 5. Maintenance

---

- **Cleaning:** Use a soft, dry cloth to wipe the exterior of the charger. Do not use liquids, sprays, or abrasive cleaners. Ensure the charging slots are free of dust and debris.
- **Storage:** When not in use, store the charger in a cool, dry place, away from extreme temperatures and humidity.
- **Handling:** Handle the charger with care. Avoid dropping it or subjecting it to strong impacts.

## 6. Troubleshooting

---

- **Charger Not Powering On:**
  - Ensure the power cable is securely connected to both the charger and a working power outlet.
  - Test the power outlet with another device to confirm it is functional.
- **Hearing Aids Not Charging:**
  - Verify that the hearing aids are correctly seated in the charging slots.
  - Check for any visible debris in the charging contacts of both the charger and the hearing aids.
  - Ensure the charger is receiving power.
- **Slow Charging:**
  - Ensure the charger is connected to a stable power source.
  - Avoid charging in extremely hot or cold environments, as this can affect charging efficiency.

If problems persist, contact your hearing aid specialist or the manufacturer's support.

## 7. Specifications

---

Feature	Detail
Model	WPT202
Brand	Widex (Coselgi)
Dimensions (L x W x H)	5 x 5 x 7 cm
Item Weight	10 Grams
Material	Plastic
Color	Black





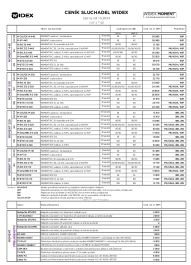
Full Charge Time	Approx. 4 hours
Quick Charge Time	30 minutes (for 4 hours use)
Internal Battery	None (requires external power)

## 8. Warranty and Support

For information regarding warranty coverage, technical support, or service for your Coselgi BTE Charger WPT202, please refer to the documentation provided with your original purchase or contact your authorized Coselgi/Widex dealer or the manufacturer's official website. Specific warranty terms and support channels may vary by region.


© 2024 Coselgi/Widex. All rights reserved.

### Related Documents - WPT202

	<p><a href="#">Widex MOMENT™ Hearing Aid User Instructions &amp; Guide</a></p> <p>Comprehensive user guide for the Widex MOMENT™ MBR3D hearing aid. Learn about features, operation, customization, connectivity, and safety. Includes instructions for the MOMENT app and Bluetooth pairing.</p>
	<p><a href="#">Widex MBR3D Charger User Instructions (WPT202 Model)</a></p> <p>User instructions for the Widex MBR3D Charger (WPT202 model). Learn how to operate, store, and troubleshoot your hearing aid charger safely and effectively.</p>
	<p><a href="#">Widex Moment™ MBB3D BTE Hearing Aid User Instructions</a></p> <p>Comprehensive user instructions for the Widex Moment™ family of hearing aids, including the MBB3D model. Learn about setup, daily use, customization, maintenance, and safety guidelines.</p>
	<p><a href="#">Widex MOMENT: Experience Sound Like Never Before</a></p> <p>Discover the Widex MOMENT hearing system, featuring revolutionary PureSound technology for natural sound, intelligent automation for any situation, and personalized settings via the MOMENT app. Learn about the history of Widex sound, the different models, and advanced features for a superior hearing experience.</p>
	<p><a href="#">Ceník sluchadel Widex (platný od 1.5.2024)</a></p> <p>Oficiální ceník sluchadel Widex, platný od 1. května 2024. Obsahuje přehled modelů MOMENT, MAGNIFY a EVOKE s cenami, specifikacemi a dostupným příslušenstvím.</p>

MBR3D

WIDEX MAGNIFY™ 充電式 BTE R D



製品仕様書

製品名: WIDEX MAGNIFY™ 充電式 BTE R D

型番: MBR3D

製品写真

製品仕様

製品特徴

製品構成

製品保証

製品お問い合わせ

製品仕様

製品特徴

製品構成

製品保証

製品お問い合わせ

[Widex Magnify MBR3D Rechargeable BTE R D Hearing Aid - Technical Datasheet](#)

Comprehensive technical datasheet for the Widex Magnify MBR3D rechargeable BTE R D hearing aid, detailing features, specifications, connectivity options, and performance metrics.