

Docooler 14 Inch 2-in-1 Touchscreen Laptop

Docooler 14 Inch 2-in-1 Touchscreen Laptop User Manual

Model: 14 Inch 2-in-1 Touchscreen Laptop

1. PRODUCT OVERVIEW

The Docooler 14 Inch 2-in-1 Touchscreen Laptop is a versatile computing device designed for both productivity and entertainment. Featuring a 4K UHD IPS display and a 360-degree convertible design, it adapts to various usage scenarios, from traditional laptop mode to tablet mode. Powered by an Intel N95 processor, it offers efficient performance for daily tasks.



Image: The Docooler 14 Inch 2-in-1 Touchscreen Laptop in its tent configuration, showcasing its flexible design and vibrant display.

2. PACKAGE CONTENTS

Please verify that all items are present in the package:

- Docooler 14 Inch 2-in-1 Touchscreen Laptop
- Charging cable
- User manual

3. GETTING STARTED

3.1 Initial Setup

1. **Charge the Laptop:** Before first use, connect the charging cable to the laptop's USB-C port and plug it into a power outlet. Allow the battery to charge fully.
2. **Power On:** Press and hold the power button located on the side of the laptop until the screen illuminates.
3. **Windows Setup:** Follow the on-screen prompts to complete the Windows 11 initial setup, including language selection, network connection, and user account creation.

4. UNDERSTANDING YOUR LAPTOP

4.1 Key Features

- **Display:** 14-inch 4K UHD (3840x2160) IPS touchscreen with 500 Nits brightness for a clear visual experience.
- **Processor:** Equipped with the 12th Gen Intel N95 CPU (4-core, 4-thread, up to 3.4GHz) for efficient performance.
- **Memory & Storage:** 12GB LPDDR5 4800MHz high-frequency memory and 512GB/1TB NVMe SSD for fast operation and ample storage.
- **Convertible Design:** 360-degree flip-and-fold design allows for multiple modes of use.
- **Touchscreen:** 10-level multi-touch screen with gravity sensing for intuitive interaction.
- **Security:** Fingerprint unlock for quick and secure access.
- **Keyboard:** Backlit keyboard for comfortable typing in various lighting conditions.
- **Connectivity:** Dual-band Wi-Fi (2.4G/5.0G Hz 802.11ac) and Bluetooth for stable wireless connections.

Ultra high Resolution The Ultimate Visual Experience

14
inch

4K UHD
3840*2160 IPS

100%
sRGB

500 NITS
brightness



Image: Visual representation of the laptop's 4K UHD display capabilities, highlighting its high resolution and brightness.

New Processor New Performance

Equipped with the new Intel N95 12th alder lake CPU 4-cores 4-threads design, and upgraded to 3.4Ghz.
It is an excellent processor core
for the new generation of all-purpose office.



Image: Illustration of the Intel N95 12th Generation processor, emphasizing its role in the laptop's performance.

M.2 SSD + LPDDR5 Memory

12G LPDDR5 4800Mhz High-Frequency Memory
512GB Solid-State Drive, Help You Handle More Tasks at A
Faster Speed, Never Freeze.



Image: Depiction of the laptop's memory and storage, showing 12GB LPDDR5 RAM and 512GB/1TB M.2 SSD, suitable for various applications.

4.2 Ports and Connectors

Familiarize yourself with the available ports on your laptop:

- **USB-C (Full-featured):** Supports audio, video, data transmission, and PD2.0 fast charging.
- **USB 3.0:** For connecting USB devices.
- **Audio In:** For headphones or external speakers.
- **DC In:** Power input (if applicable, though USB-C is primary charging).
- **TF Card Reader:** For memory cards.

Full-featured USB-C

Equipped with full function USB-C interface, it supports audio, video and data transmission, it also supports PD2.0 fast charging, one hour can be full of 60% of the power.

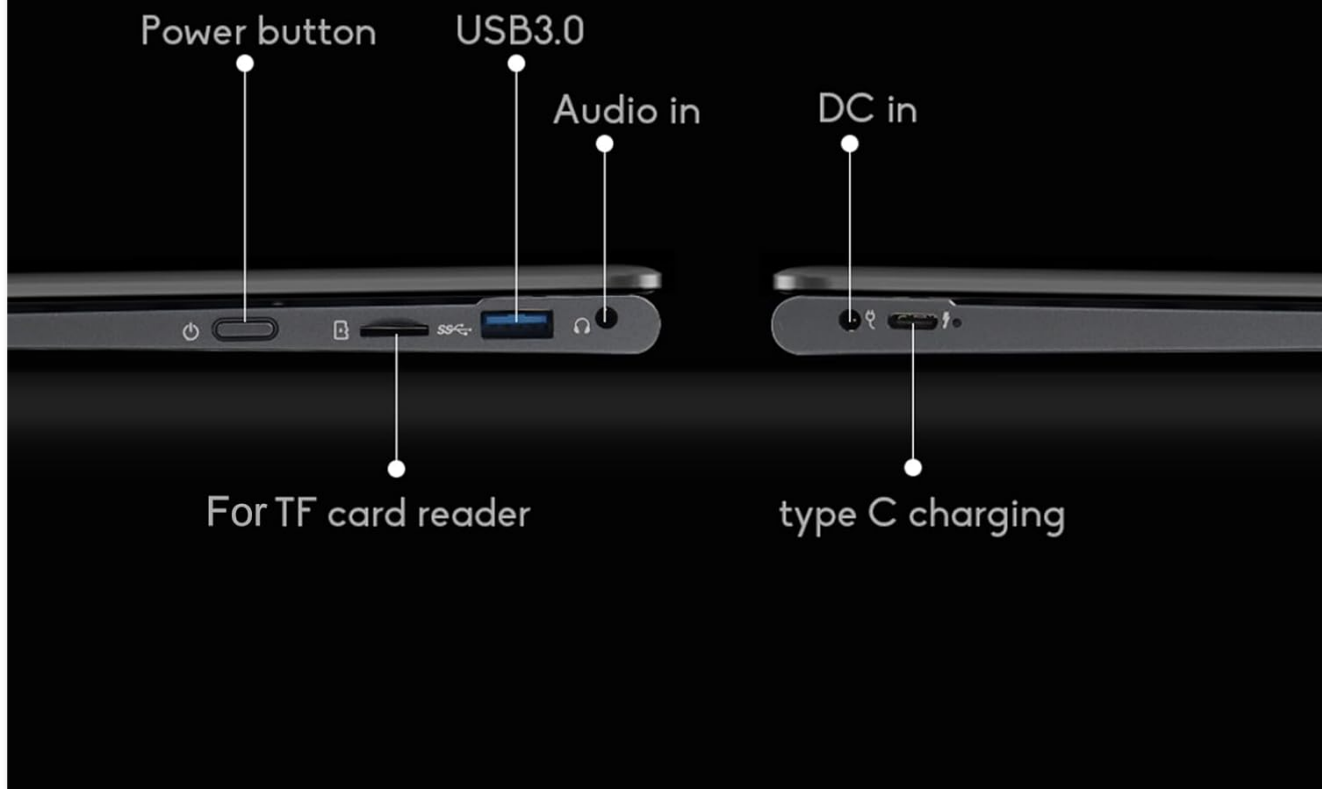


Image: A detailed view of the laptop's side ports, including USB-C, USB 3.0, audio jack, and TF card slot.

4.3 Convertible Modes

The 360-degree hinge allows the laptop to transform into four distinct modes:

- **Notebook Mode:** Traditional laptop experience for typing and productivity.
- **Tablet Mode:** Fold the screen back completely for a tablet experience, ideal for touch-based applications and gaming.
- **Viewing Mode (Tent Mode):** Stand the laptop in a tent shape for watching videos or presentations.
- **Conference Mode (Stand Mode):** Flip the keyboard under the screen to share content easily in a group setting.

Changing mindset

Notebook mode, Tablet mode, Meeting mode



Tablet Mode

Tablet mode for the best gaming and drawing experience.

Notebook Mode

You get the laptop experience



Viewing Mode

360-degree screen, best for studying and watching films

Conference Mode

Video call, office business, give you the best visual experience



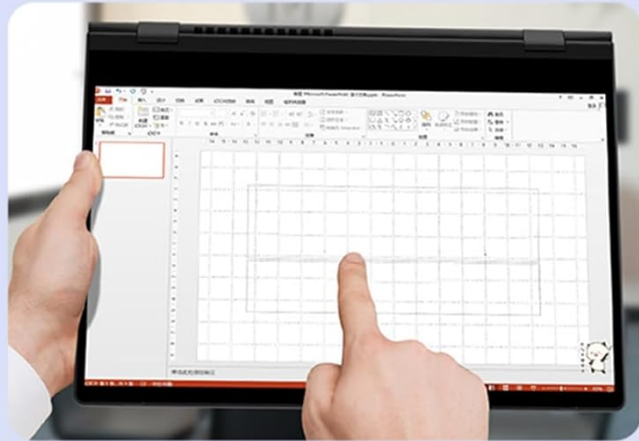
Image: Visual guide demonstrating the four convertible modes of the laptop: Notebook, Tablet, Viewing, and Conference.

5. OPERATION

5.1 Using the Touchscreen

The 10-point multi-touch screen allows for intuitive navigation. Use gestures similar to a smartphone or tablet. The gravity sensing feature enhances the experience, especially in tablet mode.

Touch screen Easy to handle
Level **10** touch screen



Gravity sensing enjoy
gaming



Image: Demonstrates the ease of touchscreen operation and the benefit of gravity sensing for gaming.

5.2 Using the Backlit Keyboard and Fingerprint Unlock

- **Backlit Keyboard:** Press the Function (Fn) key combined with the appropriate F-key (usually F3 or F4, check keyboard icons) to toggle the keyboard backlight on/off or adjust its brightness.
- **Fingerprint Unlock:** Set up your fingerprint in Windows Settings > Accounts > Sign-in options. Once configured, you can unlock your laptop quickly by placing your registered finger on the fingerprint sensor.

5.3 Connecting to Wi-Fi and Bluetooth

The laptop supports dual-band Wi-Fi (2.4G/5.0G Hz 802.11ac) and Bluetooth for wireless connectivity.

- **Wi-Fi:** Click the Wi-Fi icon in the taskbar, select your desired network, enter the password if prompted, and click Connect.
- **Bluetooth:** Go to Windows Settings > Bluetooth & devices. Ensure Bluetooth is turned on, then click 'Add device' to pair with Bluetooth peripherals like headphones or mice.

Dual Band WiFi Hassle-free Connectivity

Dual band wifi 2.4G/5.0G Hz 802.11ac
wireless transmission protocol
and BT enable a stable and smooth surfing experience.



Image: Visual representation of the laptop's dual-band Wi-Fi and Bluetooth connectivity features.

6. MAINTENANCE AND CARE

- **Cleaning:** Use a soft, lint-free cloth slightly dampened with water or a screen cleaner to clean the display. For the keyboard and chassis, use a dry, soft cloth. Avoid harsh chemicals.
- **Battery Care:** To prolong battery life, avoid fully discharging the battery frequently. Store the laptop in a cool, dry place when not in use for extended periods.
- **Ventilation:** Ensure the laptop's ventilation openings are not blocked to prevent overheating. Use the laptop on a hard, flat surface.
- **Software Updates:** Regularly update your operating system and drivers to ensure optimal performance and security.

7. TROUBLESHOOTING

Problem	Possible Solution
Laptop does not power on.	Ensure the charging cable is securely connected and the power outlet is functional. Allow the laptop to charge for at least 30 minutes before attempting to power on again.
Wi-Fi connection issues.	Restart your router and modem. On the laptop, disable and re-enable Wi-Fi. Ensure you are within range of the Wi-Fi signal.
Touchscreen is unresponsive.	Restart the laptop. Check for any physical obstructions on the screen. Ensure Windows updates are current.
Keyboard backlight not working.	Press Fn + F-key (check keyboard icon) to toggle or adjust backlight brightness. Ensure drivers are up to date.
Laptop is running slow.	Close unnecessary applications. Check for background processes. Ensure sufficient free storage space. Run a system scan for malware.

8. TECHNICAL SPECIFICATIONS

Feature	Specification
Screen Size	14 Inches
Resolution	3840 x 2160 pixels (4K UHD)
Processor	Intel N95 (up to 3.4GHz)
RAM Memory Installed Size	12 GB LPDDR5
Hard Disk Description	512GB/1TB NVMe SSD
Operating System	Windows 11 Home
Graphics Coprocessor	Intel UHD Graphics (Integrated)
Wireless Connectivity	2.4G/5.0G Hz 802.11ac Wi-Fi, Bluetooth
Total USB Ports	2 (including 1 full-featured USB-C)
Color	Silver gray

Feature	Specification
Item Weight	3.46 pounds (1570 Grams)
Package Dimensions	15.35 x 9.84 x 3.35 inches
Country of Origin	China

9. WARRANTY AND SUPPORT


For warranty information and technical support, please refer to the documentation provided with your purchase or visit the official Docooler website. Keep your proof of purchase for warranty claims.

Docooler is committed to providing quality products and customer satisfaction. For further assistance, please contact Docooler customer service.

Note: Protection plans may be available for extended coverage. Please check with your retailer for details.

© 2024 Docooler. All rights reserved.

Related Documents

 <p>V1.1 User Manual</p> <p>Wall Mountable Bluetooth CD Player</p> <p><small>Please read this manual carefully before using to ensure the product functions to be used correctly. Please keep this manual for future reference.</small></p>	<p>Wall Mountable Bluetooth CD Player User Manual - docooler KC-909</p> <p>Comprehensive user manual for the docooler KC-909 Wall Mountable Bluetooth CD Player. This guide provides detailed information on features, specifications, basic operation, installation, remote control usage, background light settings, time and timer functions, sleep mode, warnings, and troubleshooting.</p>
--	---