

SUPVAN T50M Pro/T50M Plus Label Tapes, Model T53120E

SUPVAN KATASYMBOL T50M Pro/T50M Plus Label Tapes User Manual

Model: T50M Pro/T50M Plus Label Tapes, T53120E

1. INTRODUCTION

This manual provides comprehensive instructions for the SUPVAN KATASYMBOL T50M Pro/T50M Plus Label Tapes. These self-adhesive thermal labels are designed for a wide range of applications, including home organization, school projects, office labeling, and commercial use. The labels feature a durable, multi-layer synthetic material construction, ensuring longevity and resistance to various elements.



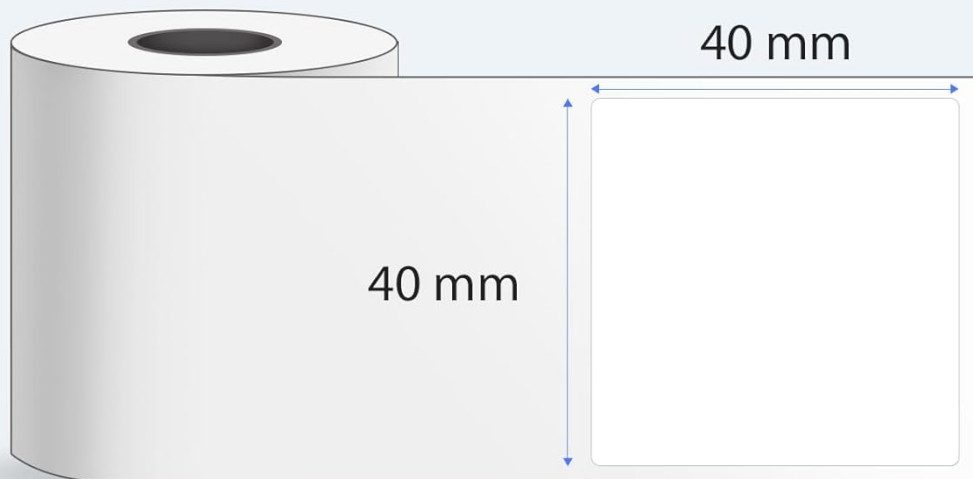
Image 1.1: A roll of SUPVAN KATASYMBOL label tape, highlighting its self-adhesive nature and suitability for various messages like 'Thank you'.

2. KEY FEATURES

- **Dimensions:** 40 mm x 40 mm, with 180 pieces per roll.
- **Durability:** Constructed from multi-layer synthetic material, offering a lifespan of over 5 years.
- **Resistance:** Waterproof, oil-proof, and scratch-resistant, ensuring labels remain legible and intact in various conditions.
- **Adhesion:** Strong adhesive properties for secure attachment, yet easy to remove without sticky residue.
- **Safety:** Meets baby product standards, making them safe for use with food, cosmetics, and household items.
- **Cost-Effective:** Utilizes thermal printing technology, eliminating the need for ink or toner, which reduces operational costs.
- **Clarity:** Provides high printing clarity for sharp and readable labels.
- **Smart Recognition:** The "Katasymbol" application automatically identifies the label type and size.
- **Customization:** Access to over 150 templates, 40+ fonts, and 700+ icons via the application for personalized label creation.

Convient aux étiqueteuses KATASYMBOL T50M

40 mm x 40 mm | 180 unités par rouleau



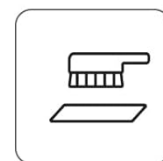
Résistant à l'eau



Résistant à l'huile



Sans BPA



Résistant aux rayures

Image 2.1: Visual representation of the label tape's dimensions (40mm x 40mm) and its key resistance features: water-resistant, oil-resistant, BPA-free, and scratch-resistant.




Image 2.2: A demonstration of the label's durability, showing it remains intact and legible even when exposed to water and oil.

3. COMPATIBILITY

These label tapes are specifically designed for use with SUPVAN label makers, including the **T50M Pro** and **T50M Plus** models. Ensure your label printer is compatible with 40mm x 40mm thermal labels for optimal performance.

Étiquette thermique pour KATASYMBOL T50M Pro



Image 3.1: Examples of labels printed with the KATASYMBOL T50M Pro, showcasing the variety of information that can be generated.

4. INSTALLATION GUIDE

To install the label tape into your compatible SUPVAN label maker (T50M Pro/T50M Plus), follow these general steps. Refer to your label printer's specific manual for detailed instructions if needed.

1. **Open the Printer Cover:** Locate and open the label compartment cover on your SUPVAN label maker.
2. **Insert the Label Roll:** Place the label tape roll into the designated slot, ensuring the labels feed out correctly. The leading edge of the tape should be positioned to feed into the printer mechanism.
3. **Close the Cover:** Gently close the printer cover until it clicks into place.
4. **Automatic Recognition:** The "Katasymbol" application, when connected to your printer, should automatically detect the type and size of the installed label tape.
5. **Important Note:** Do not remove the sticker on the back of the label roll. The application requires this smart

chip for proper identification of the label type and size.

5. OPERATING INSTRUCTIONS

The SUPVAN KATASYMBOL T50M Pro/T50M Plus label tapes are versatile and can be used for a variety of labeling needs. Here are common applications:

- **Product Information:** Create labels for brand and product details on items like wine bottles or packaged goods.
- **Thank You/Blessing Labels:** Design custom labels for small business packaging or gifts.
- **Address Labels:** Print clear and professional address labels for mail or packages.
- **Price/Barcode/QR Code Labels:** Generate labels with pricing, barcodes, or QR codes for retail or inventory management.
- **Food & Spice Jar Labels:** Organize your kitchen with labels for jars and containers.
- **Cable Organization:** Label cables and wires for easy identification.
- **Book & Folder Labels:** Categorize and organize documents and books.
- **Personalization:** Use for various creative and decorative labeling tasks.

Cette imprimante d'étiquettes T50M peut facilement marquer.




Étiquette d'information sur la marque et le produit



Remerciements ou bénédiction



Adresse




Étiquette de prix/code-barres/QR

Image 5.1: Demonstrates the versatility of the labels for various applications, including product information, thank you messages, addresses, and price/barcode labeling.


Idéal pour la maison et le bureau



Étiquette en verre et alimentaire



Organiser les câbles



Étiquettes du livre



Personnalisation

Image 5.2: Illustrates the practical uses of the labels in both home and office settings, such as organizing spices, cables, and documents, as well as for personalization.

Facile à enlever & pas de résidus collants



Image 5.3: Shows the ease of removing labels without leaving behind any sticky residue, maintaining the cleanliness of surfaces.

6. MAINTENANCE AND STORAGE

To ensure the longevity and optimal performance of your SUPVAN label tapes, consider the following maintenance and storage tips:

- **Storage:** Store unused label rolls in a cool, dry place away from direct sunlight and extreme temperatures. This helps preserve the adhesive quality and thermal printability.
- **Handling:** Avoid touching the thermal printing surface of the labels directly with bare hands, as oils and dirt can affect print quality.
- **Printer Care:** Regularly clean the print head of your label maker according to its manual to prevent dust or adhesive residue from affecting print clarity and tape feeding.
- **Avoid Chemicals:** Do not expose the labels to harsh chemicals or solvents, as this may degrade the material or print.

7. TROUBLESHOOTING

If you encounter issues while using your SUPVAN label tapes, refer to the following common problems and solutions:

Problem	Possible Cause	Solution
Poor Print Quality / Faded Print	<ul style="list-style-type: none">◦ Dirty print head.◦ Incorrect print density setting.◦ Label tape stored improperly (e.g., in direct sunlight).	<ul style="list-style-type: none">◦ Clean the printer's print head.◦ Adjust print density settings in the "Katasymbol" app.◦ Ensure labels are stored in a cool, dry place.
Labels Not Feeding Correctly	<ul style="list-style-type: none">◦ Label roll not inserted properly.◦ Obstruction in the paper path.	<ul style="list-style-type: none">◦ Re-insert the label roll, ensuring it's seated correctly.◦ Check for and remove any debris or label scraps.
App Not Recognizing Label Type/Size	<ul style="list-style-type: none">◦ Smart chip sticker removed from the back of the roll.◦ App or printer firmware outdated.	<ul style="list-style-type: none">◦ Ensure the smart chip sticker is intact on the label roll.◦ Update the "Katasymbol" app and printer firmware to the latest versions.
Labels Not Sticking Well	<ul style="list-style-type: none">◦ Surface is dirty, oily, or textured.◦ Labels exposed to extreme temperatures.	<ul style="list-style-type: none">◦ Clean and dry the surface before applying the label.◦ Ensure labels are used and stored within recommended temperature ranges.

8. PRODUCT SPECIFICATIONS

Attribute	Detail
Brand	SUPVAN
Model Number	T53120E (1 Rolki)
Label Dimensions	40 mm x 40 mm

Attribute	Detail
Labels Per Roll	180 Pieces
Color	White (Black on White print)
Material Type	Paper (Synthetic material)
Product Dimensions (L x W x H)	3 x 5 x 3 cm
Item Weight	60 grams
Features	Waterproof, Oil-proof, Strong Adhesion, Scratch-resistant, BPA-free, No sticky residue
Compatibility	SUPVAN T50M Pro/T50M Plus Label Makers

9. WARRANTY INFORMATION

Specific warranty details for the SUPVAN KATASYMBOL T50M Pro/T50M Plus Label Tapes are typically provided with the product packaging or on the manufacturer's official website. Generally, consumables like label tapes are covered against manufacturing defects. For detailed warranty terms and conditions, please refer to the documentation included with your purchase or visit the official SUPVAN website.

The product is designed for a lifespan of over 5 years under normal storage and usage conditions, as stated in the product features.

10. CUSTOMER SUPPORT

For further assistance, technical support, or inquiries regarding your SUPVAN KATASYMBOL label tapes, please contact SUPVAN customer service through their official channels. You can typically find contact information on the product packaging, the SUPVAN brand store on Amazon, or their official website.

Visit the official SUPVAN store on Amazon:[SUPVAN Store](#)