

## Manuals+

[Q & A](#) | [Deep Search](#) | [Upload](#)

manuals.plus /

> [UGREEN](#) /

> [UGREEN Bluetooth Audio Adapter for Home Music Streaming System User Manual](#)

## UGREEN 40759P

# UGREEN Bluetooth Audio Adapter User Manual

Model: 40759P

## INTRODUCTION

The UGREEN Bluetooth Audio Adapter is designed to bring wireless audio streaming capabilities to your existing wired audio systems. With support for advanced codecs like aptX HD, it delivers high-fidelity sound with minimal latency, transforming your traditional speakers or stereo systems into modern Bluetooth-enabled devices. This manual provides detailed instructions for setup, operation, and troubleshooting.



Figure 1: UGREEN Bluetooth Audio Adapter (Model 40759P)

## PACKAGE CONTENTS

Please check the package for the following items:

- 1 x UGREEN Bluetooth 5.1 Receiver Audio Adapter
- 1 x USB C Charging Cable (3ft/1m)
- 1 x 3.5mm Audio Cable (3ft/1m)
- 1 x User Manual

## Product Diagram




Figure 2: Included accessories and product dimensions.

## PRODUCT OVERVIEW

The UGREEN Bluetooth Audio Adapter features a compact design with essential ports and controls for seamless audio streaming.

- **3.5mm Audio Output (AUX):** Connects to audio devices with a 3.5mm input.
- **RCA Audio Output (L-Audio-R):** Connects to audio devices with RCA inputs (Left and Right channels).
- **USB C Power Port (IN-5V):** For connecting the power cable to supply power to the adapter.
- **LED Light:** Indicates power and Bluetooth pairing status.
- **Multi-function Button (Top):** Used for pairing and pausing/resuming music playback.

## Fluid Wireless Listening

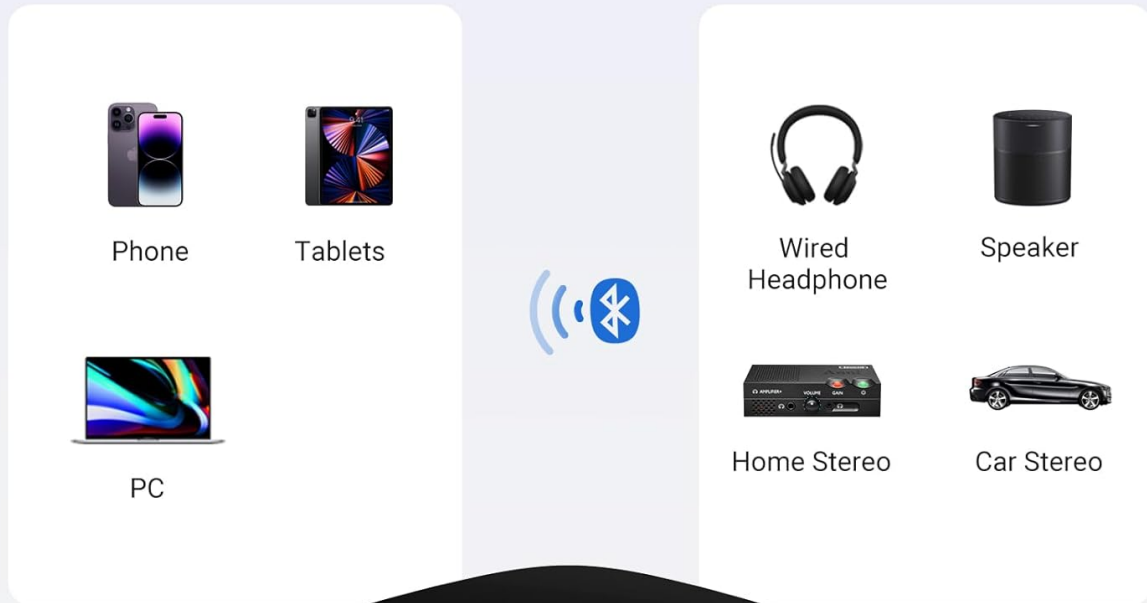


Figure 3: The adapter supports various devices including phones, tablets, PCs, wired headphones, home stereos, and car stereos.

## SETUP

Follow these steps to set up your UGREEN Bluetooth Audio Adapter:

1. **Connect to Audio System:** Connect the UGREEN Bluetooth Audio Adapter to your desired audio system (e.g., computer speakers, home stereo, PA system) using either the included 3.5mm audio cable or your own RCA cables. Plug one end into the adapter's AUX or L-Audio-R ports and the other end into

your audio system's corresponding input.

2. **Connect to Power:** Connect the included USB-C charging cable to the adapter's IN-5V port and plug the USB-A end into a USB power source (e.g., USB wall adapter, computer USB port). The LED light on the adapter will illuminate, indicating it is powered on.
3. **Pair with Bluetooth Device:**
  - Ensure the adapter is powered on and the LED light is blinking, indicating it is in pairing mode.
  - On your smartphone, tablet, or computer, go to the Bluetooth settings.
  - Search for available devices and select "UGREEN-40759P" from the list.
  - Once connected, the adapter will confirm "Pairing successful, connected" (if your device provides audio feedback) and the LED light will become solid.
4. **Automatic Reconnect:** The adapter will automatically reconnect with the last paired device when powered on and within range.

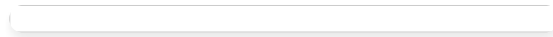


Figure 4: Connection options for 3.5mm and RCA inputs.

## OPERATING INSTRUCTIONS

---

Once the adapter is successfully set up and paired, you can begin streaming audio.

- **Music Playback:** Play any audio from your paired Bluetooth device. The sound will be transmitted wirelessly to the audio system connected to the UGREEN adapter.
- **Pause/Resume:** Click the multi-function button on the top of the adapter to pause or resume music playback at any time.
- **Dual Pairing:** The adapter supports connecting up to two Bluetooth devices simultaneously. If two devices are connected, you will need to pause music on one device before playing on the other.
- **Wireless Range:** Enjoy a stable connection and move throughout your home without worry of disconnecting. The indoor wireless range is up to 33 feet (10 meters) without obstacles.

# Dual Pairing

Support connecting 2 devices sync



Figure 5: The adapter supports dual pairing for convenience.

Figure 6: Enjoy up to 10 meters of stable wireless connection.

## MAINTENANCE

To ensure the longevity and optimal performance of your UGREEN Bluetooth Audio Adapter, please follow these maintenance guidelines:

- **Cleaning:** Use a soft, dry cloth to clean the surface of the adapter. Do not use liquid cleaners or aerosol sprays.
- **Storage:** Store the adapter in a cool, dry place away from direct sunlight and extreme temperatures.
- **Handling:** Avoid dropping or subjecting the adapter to strong impacts. Do not disassemble the device, as this will void the warranty.
- **Environment:** Keep the adapter away from water, moisture, and corrosive substances.

## TROUBLESHOOTING

If you encounter issues with your UGREEN Bluetooth Audio Adapter, refer to the following common problems and solutions:

Problem	Possible Cause	Solution
No sound from speakers.	Incorrect cable connection, low volume, adapter not powered, not paired.	Ensure audio cables are securely connected. Check volume levels on both the source device and the audio system. Verify the adapter is powered on (blue LED light). Confirm the adapter is successfully paired with your device.
Cannot pair with Bluetooth device.	Adapter not in pairing mode, device too far, interference, previously paired device.	Ensure the adapter's LED is blinking (pairing mode). Move your Bluetooth device closer to the adapter. Turn off other Bluetooth devices nearby. On your phone/tablet, forget the "UGREEN-40759P" device and try pairing again.
Poor sound quality or intermittent connection.	Interference, distance, low battery on source device, cable issues.	Reduce the distance between the adapter and your Bluetooth device. Avoid physical obstructions. Ensure your source device has sufficient battery. Try using different audio cables.

## SPECIFICATIONS

Feature	Detail
Product Dimensions	2.6 x 0.94 x 2.6 inches
Item Weight	4.9 ounces (140 Grams)
Model Number	40759P
Brand	UGREEN
Connectivity Technology	Wireless (Bluetooth 5.1)
Controller Type	Push Button
Special Feature	Bluetooth Receiver Adapter, Dual Link, aptX/aptX HD support
Compatible Devices	Home Stereo System, Mobile Phone, Computer, Tablet, Bluetooth Transmitter
Connector Type	RCA, Stereo Audio (3.5mm)

Feature	Detail
Audio Output Mode	Stereo
Surround Sound Channel Configuration	2.0
Color	BLACK
Manufacturer	Ugreen Group Limited
Date First Available	February 9, 2024

## WARRANTY AND SUPPORT

UGREEN products are designed and manufactured to the highest quality standards. For information regarding warranty, technical support, or customer service, please refer to the contact details provided in the product packaging or visit the official UGREEN website. Please retain your proof of purchase for warranty claims.