

## ATTACK SHARK AK820

# ATTACK SHARK X Ajazz AK820 Mechanical Keyboard User Manual

Model: AK820

Brand: ATTACK SHARK

## PRODUCT OVERVIEW

The ATTACK SHARK X Ajazz AK820 is a 75% layout hot-swappable mechanical keyboard designed for gaming and everyday use. It features an 82-key layout, a multi-function rotary knob, gasket-mounted design for enhanced typing feel, and customizable LED backlighting. This keyboard is compatible with both Windows and Mac operating systems and connects via USB-C wired connection.

## Key Features

- 75% Percent Layout (82 keys) for space efficiency while retaining essential keys.
- N-Key Rollover (NKRO) ensures all simultaneous key presses are registered accurately.
- Multi-Function Metal Knob for independent volume control and mute functionality.
- Gasket Mounted Design with 5 layers of sound insulation (Poron sandwich cotton, IXPE under-axis pad, PET premium sound pad, bottom cotton) for a softer, more elastic typing experience and reduced noise.
- Hot-Swappable PCB (3/5-pin) allows for easy switch replacement without soldering.
- Pre-lubed AS Red Switches (linear) with a 50 million keystroke lifespan, ideal for gaming and office use.
- 20 LED Backlight Effects (white light) with 5 brightness levels and 5 lighting speeds.
- Durable PBT Keycaps with wear-resistant, waterproof properties and high light transmittance.
- Ergonomic Design with OEM keycaps for comfortable typing.

## Package Contents

- ATTACK SHARK X Ajazz AK820 Mechanical Keyboard
- USB Cable
- 2-in-1 Key Extractor (Keycap Puller)

## Keyboard Layout




Figure 1: Overview of the AK820 keyboard layout.

# 82 KEYS MECHANICAL KEYBOARD



Knob Design



Gasket Mount



Hot Swap



LED Light



75% Layout



N-Key Rollover



WIN/MAC



Ergonomic



Software Driver

Figure 2: Visual representation of the AK820's key features.

## SETUP

### Connecting the Keyboard

1. Locate the USB-C port on the back or side of the keyboard.
2. Connect the provided USB-C cable to the keyboard's USB-C port.
3. Plug the other end of the USB cable into an available USB port on your computer (PC or Mac).
4. The keyboard is plug-and-play and should be recognized automatically by your operating system.

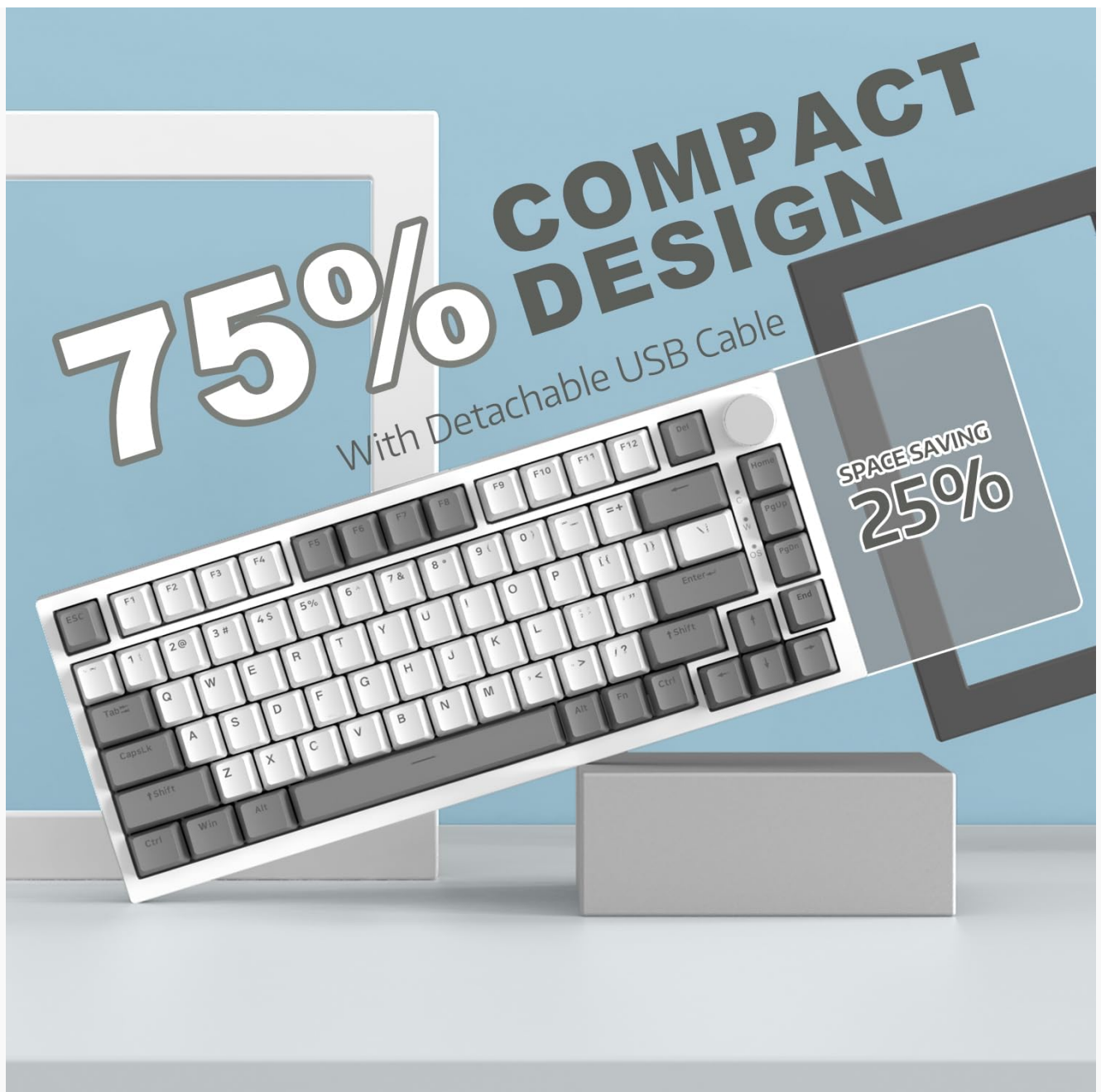


Figure 3: The compact design and USB-C connection point.

## OPERATING INSTRUCTIONS

### Multimedia Knob Functionality

The metal rotary knob located on the top right of the keyboard provides convenient multimedia control:

- **Rotate:** Turn the knob clockwise to increase volume, and counter-clockwise to decrease volume.
- **Press:** Press the knob to mute or unmute the audio.



# MULTIMEDIA KNOB DESIGN

CNC Aluminum-metal Integrated Material



Figure 4: Detailed view of the multimedia knob and its functions.

## Backlight Control

The AK820 features 20 white LED backlight effects. You can customize the lighting to suit your preference:

- **Change Light Effects:** Press **FN + |** to cycle through the 20 available backlight effects.
- **Adjust Brightness:** Use specific key combinations (refer to keyboard legends or software) to adjust between 5 brightness levels.
- **Adjust Speed:** Use specific key combinations (refer to keyboard legends or software) to adjust between 5 lighting speeds.
- **Custom Gaming Lighting:** Press **FN + 1!** / **2@** / **3#** to access and customize 3 sets of gaming lighting effects. Choose the light recording mode and save your lighting profiles.



# 20 LIGHT EFFECTS

FN+X :Turn ON/OFF RGB    FN+\\|:Change RGB Modes

Figure 5: The keyboard showcasing its LED backlight effects.

## Hot-Swappable Switches

The AK820's high-quality PCB supports 3/5-pin hot-swap switches, allowing you to easily change switches without soldering. This feature enables customization of your typing experience.

- Use the included 2-in-1 key extractor to carefully remove keycaps and switches.
- Align the pins of the new switch with the sockets on the PCB and gently press down until it clicks into place.
- Replace the keycap.

# UPGRADED TTC HOT-SWAP SOCKET

AS Red Switch

42 ±15g

Actuation  
Force

2.0 ±0.5mm

Travel  
Distacen

50M

Clicky  
Lifespan









Figure 6: Illustration of the hot-swappable switch mechanism.

Video 1: Demonstrating the unboxing, features, and sound test of the ATTACK SHARK AK820 mechanical keyboard, including its hot-swappable switches and rotary knob.

## N-Key Rollover (NKRO)

The AK820 supports N-Key Rollover, meaning that every key press is registered independently, even when multiple keys are pressed simultaneously. This is crucial for fast-paced gaming and accurate typing, preventing

## Related Documents - AK820

	<p><a href="#">Attack Shark AKS068 Wired Mechanical Gaming Keyboard User Manual</a></p> <p>Comprehensive user manual for the Attack Shark AKS068 wired mechanical gaming keyboard. Learn about its 65% Alice layout, hot-swappable switches, gasket mount, RGB backlighting, VIA programmability, and compatibility with Windows and macOS.</p>
	<p><a href="#">Attack Shark M71 Wireless Keyboard User Manual</a></p> <p>Comprehensive user manual for the Attack Shark M71 wireless keyboard, detailing specifications, operation, connectivity, and troubleshooting for 2.4G, Bluetooth, and wired modes. Includes information on RGB lighting and hot-swappable switches.</p>
	<p><a href="#">Attack Shark K86 RGB Mechanical Keyboard Operating Instructions</a></p> <p>Comprehensive operating instructions for the Attack Shark K86 RGB Mechanical Keyboard, covering Bluetooth and wired connections, lighting controls, hot-swappable switches, and multimedia functions.</p>
	<p><a href="#">ATTACK SHARK X85 Mechanical Keyboard User Manual</a></p> <p>Comprehensive user manual for the ATTACK SHARK X85 75% Gasket Mount Hot-swappable Mechanical Keyboard, covering specifications, setup, usage, and troubleshooting.</p>
	<p><a href="#">Attack Shark X68 HE Gaming Keyboard User Manual</a></p> <p>Comprehensive user manual for the Attack Shark X68 HE gaming keyboard, detailing its features, setup, and customization options including rapid trigger, magnetic switches, and RGB lighting.</p>
	<p><a href="#">Attack Shark X87 Keyboard User Manual and Operating Instructions</a></p> <p>Comprehensive guide for the Attack Shark X87 keyboard, covering wired and wireless connectivity, RGB lighting, battery indicators, multimedia functions, and hot-swappable switch operation. Includes FCC compliance information.</p>