

Manuals+

[Q & A](#) | [Deep Search](#) | [Upload](#)

manuals.plus /

> [ownair](#) /

> [OWNAIR Handheld Garment Steamer User Manual](#)

ownair Handheld B:007

OWNAIR Handheld Garment Steamer User Manual

Model: Handheld B:007

1. INTRODUCTION

Thank you for choosing the OWNAIR Handheld Garment Steamer. This manual provides essential information for the safe and efficient operation of your new appliance. Please read it thoroughly before first use and keep it for future reference.

2. KEY FEATURES

- **Effortless Garment Refresh:** Embrace the Ownair handheld garment steamer for clothes GS:007 for a seamless way to revitalize your clothing and this luxury steam press is perfect for daily use. Instantly glow your clothes with this iron steamer for clothes.
- **Powerful Performance with 3 Steam Modes:** This cloth steamer is a robust 1800-watt capacity, experiences up to 24g/min of steam that effortlessly erases wrinkles and leaves fabrics looking immaculate. This portable steam iron for clothes offers 3 steam speed settings, suitable for all types of fabric.
- **Adaptable Fabric Steaming:** Say goodbye to awkward angles. This cloth steamer works best in both vertical and horizontal directions. This steamer for clothes removes wrinkles from all directions, ensuring your silk blouses, lehenga, drapes, and more get the care they deserve.
- **Bacteria Reduction:** While we're realistic about expectations, our garment steamer's steam contributes to a cleaner feel by potentially reducing bacteria on fabrics.
- **Convenience Redefined & Travel-friendly:** Free yourself from ironing boards. This handheld steam iron for clothes is user-friendly, making it easy to tackle specific areas and effortlessly store when you're done.

3. PRODUCT OVERVIEW AND COMPONENTS

Your OWNAIR Handheld Garment Steamer comes with several components designed for optimal performance and versatility. Familiarize yourself with each part before use.



Figure 1: OWNAIR Handheld Garment Steamer and Included Accessories.

What's in the Box:

- 1 x Garment Steamer
- 1 unit of lint Remover Brush
- 1 Electrostatic brush
- 1 Measuring Brush
- 1 Crease Clip
- 1 User Manual
- 1 Warranty Card

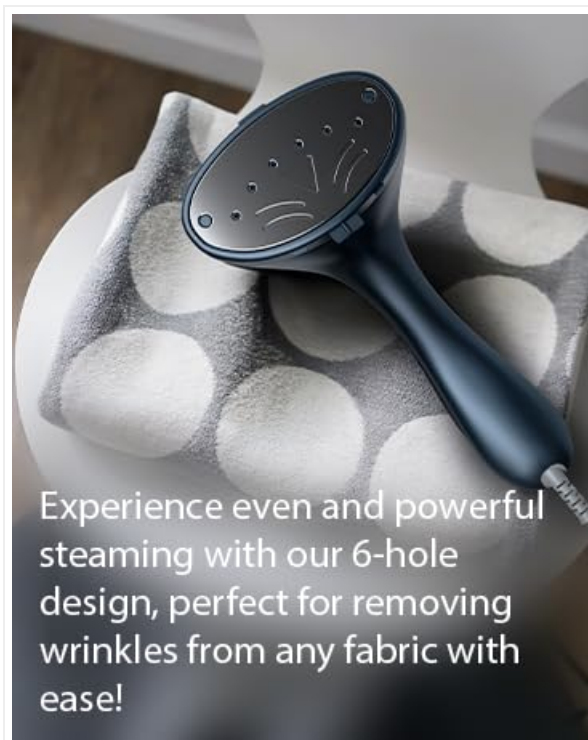


Figure 2: Detailed view of the portable steam iron and its included accessories.


4. SETUP AND PREPARATION

1. **Unpack:** Carefully remove all components from the packaging.
2. **Fill Water Tank:** Locate the water tank (Capacity: 130 Milliliters). Open the cap and fill with distilled water to prevent mineral buildup. Do not overfill.
3. **Attach Accessories (Optional):** If needed, attach the electrostatic brush, lint remover, or crease clip by aligning and clicking them into place.
4. **Power On:** Plug the steamer into a 220V power outlet. The indicator light will illuminate.
5. **Pre-Heat:** Allow approximately 15 seconds for the steamer to heat up. The indicator light will change or stop blinking when ready for use.

5. OPERATING INSTRUCTIONS

5.1 Steaming Techniques


The OWNAIR Handheld Garment Steamer supports both vertical and horizontal steaming for maximum convenience.



Need Help?
We're available 24x7

Call or Whatsapp On:
+91 9226267775

Drop us an e-mail:
support@ownairstore.com




**Expert Garment Steamer:
Tailored for Gentle Care of
Premium and Delicate Fabrics**

Figure 3: The steamer can be used both vertically for hanging clothes and horizontally on flat surfaces.


- **Vertical Steaming:** Hang the garment on a hanger. Hold the steamer head close to the fabric, moving it up and down. Gently pull the fabric taut with your free hand.
- **Horizontal Steaming:** Lay the garment flat on a clean, heat-resistant surface. Move the steamer head across the fabric, applying gentle pressure.

5.2 Steam Modes


The steamer features 3 steam modes, indicated by different light colors, suitable for various fabric types.




HOT HAIR BRUSH
[SHOP NOW](#)



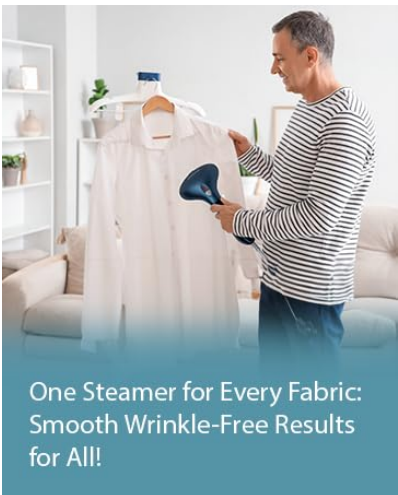
LINT REMOVER
[SHOP NOW](#)




GARMENT STEAMER
[SHOP NOW](#)



ORIGINAL BLENDER
[SHOP NOW](#)



**One Steamer for Every Fabric:
Smooth Wrinkle-Free Results
for All!**



**Wrinkle-Free in a Flash:
Portable Garment Steamer for
Effortless Styling on the Go!**

Figure 4: Steam mode indicators for different fabric types.

- **Green Light:** For lighter fabrics.
- **Blue Light:** For moderate thick coats.
- **Red Light:** For winter coats & thick fabrics.

Press the steam button to activate steam. Release to stop. For continuous steam, some models may have a lock feature (refer to specific product details).

6. MAINTENANCE AND CARE

- **Empty Water Tank:** After each use, always empty any remaining water from the tank to prevent mineral buildup and odors.
- **Cleaning:** Wipe the exterior of the steamer with a soft, damp cloth. Do not use abrasive cleaners.
- **Descaling (Monthly/Bi-monthly):** If you notice reduced steam output or mineral residue, mix equal parts white vinegar and distilled water. Fill the tank with this solution and run the steamer until half empty. Unplug and let it sit for 30 minutes, then run until empty. Rinse thoroughly with distilled water.
- **Storage:** Store the steamer in a cool, dry place, away from direct sunlight and out of reach of children. Ensure the power cord is neatly wrapped.

7. TROUBLESHOOTING

Problem	Possible Cause	Solution
No Steam Output	Water tank empty; Not heated sufficiently; Clogged nozzle.	Refill water tank; Wait for indicator light; Perform descaling.
Water Leaking	Overfilled water tank; Steamer not fully heated; Tank cap not secured.	Do not overfill; Wait for full heat-up; Ensure cap is tightly closed.
Steamer Not Turning On	Not plugged in; Power outlet issue.	Check power connection; Try a different outlet.

8. SPECIFICATIONS

Brand: OWNAIR

Model: Handheld B:007

Color: Blue Garment Steamer

Product Dimensions: 19L x 8W x 21H Centimeters

Item Weight: 750 Grams

Wattage: 1800 Watts

Voltage: 220 Volts

Heat Time: 15 Seconds

Capacity: 130 Milliliters

Steam Rate: 24g/min

Power Cord Length: 1.5 Meter

Product Benefits: Fabric Refreshening, Remove Wrinkle, Sterilize, Defrost, Sanitize, Eliminate Odor

UPC: 614347100837

Manufacturer: Oratech Lifestyle Pvt Ltd.

Country of Origin: China

Video 1: Overview of the Ownair 1800 Watt Travel Iron / Garment Steamer, highlighting its features and accessories.

9. WARRANTY AND SUPPORT

OWNAIR is committed to providing excellent customer service and product support.

- **Warranty:** This product comes with a 1-year warranty.
- **Customer Support:** For any queries, assistance, or warranty claims, please contact us:
 - **Helpline:** +91 9226267775 (Available 24*7)
 - **Email:** support@ownairstore.com
- **Free Pick and Drop:** Enjoy free pick and drop service at your doorstep for support needs.
- **Original Parts:** We ensure the availability of original replacement parts.



Figure 5: OWNAIR Customer Support details.

You can also scan the QR code for direct contact:[OWNAIR Support QR Code](#)

