

SOULION R50

SOULION R50 Bluetooth Computer Speakers User Manual

Model: R50

Brand: SOULION

1. INTRODUCTION

The SOULION R50 Bluetooth Computer Speakers are designed to provide a pleasant stereo audio experience for various devices. Featuring dual 5W full-range speakers and independent diaphragms, these speakers deliver clear sound for movies, videos, music, and games. The R50 also includes colorful LED rainbow lights with four different modes and offers versatile connectivity options including Bluetooth and 3.5mm Aux. Its unique 30-degree slanted design optimizes sound projection, and the compact form factor is suitable for placement under a monitor. The speaker is equipped with an automatic noise cancellation function to minimize electrical current noise, ensuring a cleaner audio output when the volume is above 10%.

2. WHAT'S IN THE BOX

- SOULION R50 Bluetooth Computer Speaker
- Integrated cable with 3.5mm audio jack and USB power connector (1.5 meters exposed length)

3. PRODUCT FEATURES

- **Clear Sound:** Two 5W full-range speakers and two independent diaphragms for enhanced stereo audio.
- **Colorful LED Lighting Effects:** Integrated LED rainbow lights on both sides with 4 modes (Breathe,

Rhythm, Gradient, Monochrome fixed). Lights can be turned off.

- **3.5mm Aux Mode:** Wired connection for PCs, laptops, tablets, smartphones, and other devices.
- **Bluetooth Mode:** Wireless connectivity for smartphones and tablets within a 10-meter (33 feet) range.
- **Unique Slanted Design:** 30-degree micro-inclined design for optimal sound projection and comfortable placement under a monitor.
- **Automatic Mute:** Noise cancellation function to eliminate static and electrical current noise when volume is above 10%.
- **Stepless Volume Knob:** Easy and precise volume adjustment.
- **Mode Memory:** Remembers the last used Bluetooth/USB mode.



Figure 1: Internal components of the SOULION R50 speaker, highlighting the dual 5W speakers and diaphragms for clear and rich sound.

Simple Control & Connect



Turn On/Off
Mode Switch



LED Colorful
Light Mode Switch



Plug and Play



Volume +/-



Figure 2: Control panel of the SOULION R50, featuring the power/mode switch, LED light mode switch, and volume knob for simple control.

4. SETUP INSTRUCTIONS

4.1 Wired Connection (3.5mm Aux Mode)

1. Plug the USB connector into a USB port on your computer for power.
2. Plug the 3.5mm audio jack into the headphone jack on your computer.
3. Press the 'M' button on the speaker to select 'Aux Mode'.
4. Adjust the volume using the knob on the speaker and your computer's volume controls.



Figure 3: The SOULION R50 speaker connected to a laptop, illustrating the USB power and 3.5mm Aux audio connections for PC and laptop use.

4.2 Bluetooth Connection

1. Plug the USB connector into a USB port for power supply.
2. Press the 'M' button on the speaker to select 'Bluetooth Mode'. The LED lights will indicate pairing mode.
3. On your smartphone, tablet, or other Bluetooth-enabled device, search for 'R50' in the Bluetooth settings.
4. Select 'R50' to connect. A confirmation sound will indicate successful pairing.
5. To clear Bluetooth memory and connect to a new device, press and hold the light button for three seconds.

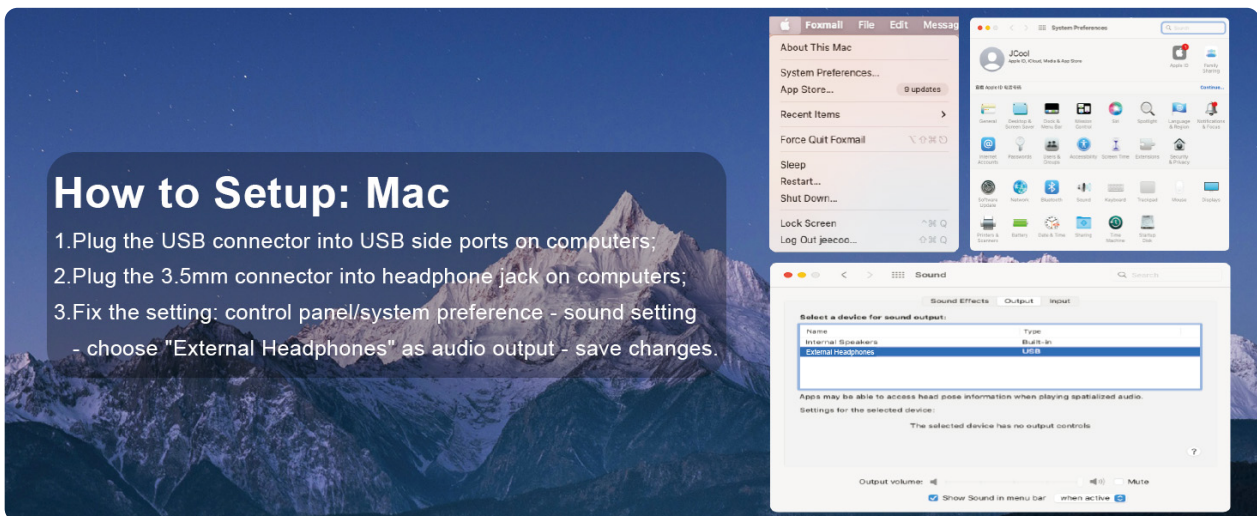


Figure 4: Bluetooth connection process for the SOULION R50, showing a smartphone successfully paired with the 'R50' speaker.

Your browser does not support the video tag.

Video 1: Demonstrates the setup and basic operation of the SOULION R50 Bluetooth Computer Speakers, including connecting via USB and 3.5mm Aux, and switching between modes.

Your browser does not support the video tag.

Video 2: Shows the SOULION R50 Bluetooth Computer Speakers in use with a monitor and desktop setup, highlighting its design and functionality.

5. OPERATING INSTRUCTIONS

5.1 Power On/Off

- The speaker powers on automatically when the USB cable is connected to a power source.
- To turn off, disconnect the USB power cable.

5.2 Switching Modes (Aux/Bluetooth)

- Press the 'M' button (Mode Switch) on the speaker to toggle between 3.5mm Aux Mode and Bluetooth Mode.

5.3 LED Lighting Control

- Press the light button to cycle through the 4 LED lighting modes: Breathe, Rhythm, Gradient, and Monochrome fixed.
- Press the light button again to turn off the LED lights.



Figure 5: The SOULION R50 speaker showcasing its breathing LED light mode, adding an aesthetic touch to your setup.

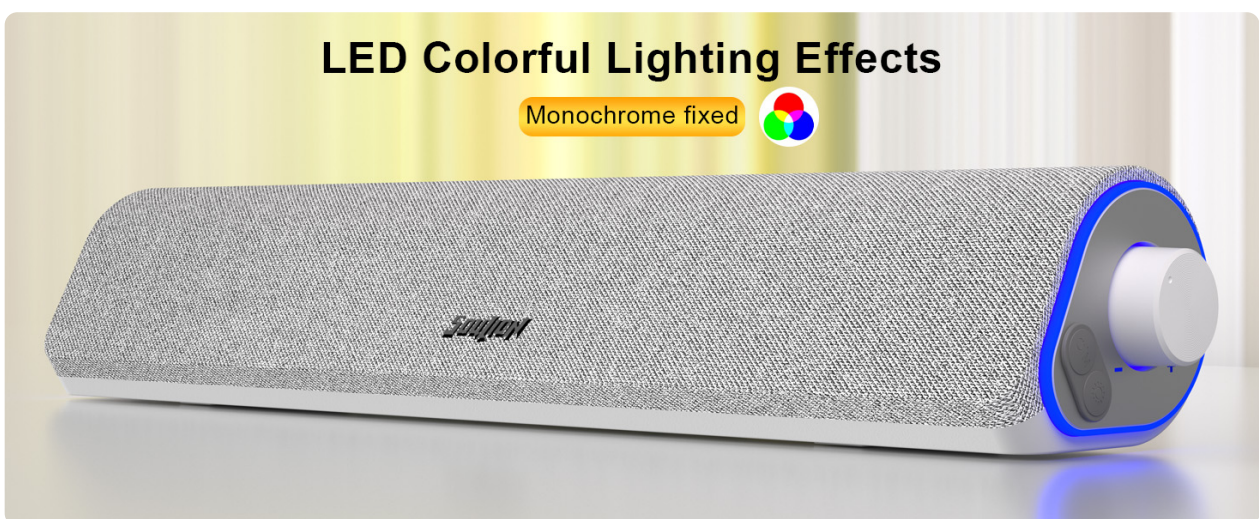


Figure 6: The SOULION R50 speaker displaying its gradient LED light mode, transitioning smoothly between colors.



Figure 7: The SOULION R50 speaker in rhythm jump LED light mode, where colors change in sync with audio.

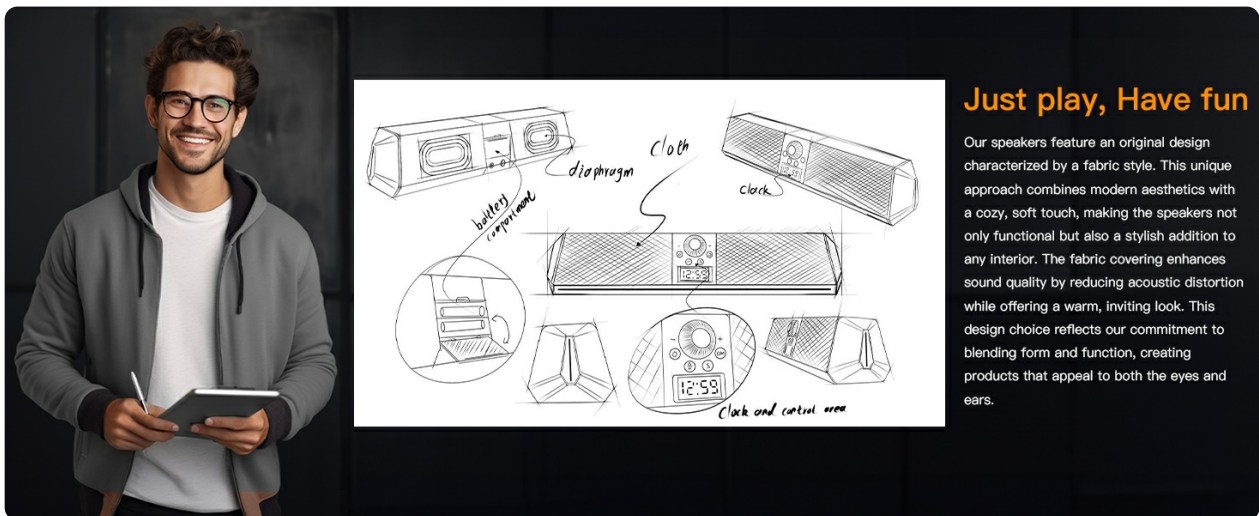


Figure 8: The SOULION R50 speaker in monochrome fixed LED light mode, showing a single static color.

5.4 Volume Control

- Rotate the large knob on the right side of the speaker clockwise to increase volume and counter-clockwise to decrease volume.

6. MAINTENANCE

- Keep the speaker in a dry environment and avoid exposure to extreme temperatures.
- Clean the speaker's exterior with a soft, dry cloth. Do not use liquid cleaners or abrasive materials.
- Avoid blocking the speaker grilles to ensure proper airflow and sound quality.
- Do not attempt to disassemble or repair the speaker yourself, as this may void the warranty.

7. TROUBLESHOOTING

No Sound / Speaker Not Working

1. Ensure only one audio output device is connected to your computer at a time.
2. Verify that 'R50' is selected as the audio output device in your computer's sound settings.
3. Confirm that both the computer's volume and the R50 speaker's volume are turned up, ideally to maximum for initial testing.
4. Try plugging the 3.5mm audio jack and USB power connector into different ports, preferably at the back of your computer's host port.
5. Test the speaker with another device (e.g., a smartphone) to determine if the issue is with the speaker or the original device.
6. If using Bluetooth, try switching to Aux mode, or vice-versa, to see if the issue persists.

Troubleshooting

Do not work/No sound

1. Be sure do not plug with two devices as the audio output on computer at the same time.
2. Be sure choose "R50" as audio output on your device.
3. Be sure computer & R50 speaker both volume up and try to be MAX.
4. Try to plug the 3.5mm & USB jack at the back of computer host port.
5. Try to connect with other devices works or not.
6. Try to change Bluetooth mode and check work or not.

Figure 9: Troubleshooting guide for Windows users, detailing steps to resolve no sound issues by checking audio output settings.

8. SPECIFICATIONS

Feature	Detail
Brand	SOULION
Model Number	R50
Speaker Maximum Output Power	10 Watts (2 x 5W)
Frequency Response	20 KHz
Connectivity Technology	Auxiliary, Bluetooth, USB
Audio Output Mode	Stereo
Mounting Type	Tabletop Mount
Enclosure Material	Plastic
Additional Features	Bluetooth/USB mode memory, press and hold for 3 seconds to clear Bluetooth function, stepless knob, LED lighting
Controller Type	Button
Color	White
Maximum Bluetooth Range	10 Meters (33 feet)
Control Method	Touch
Item Dimensions (D x W x H)	16"D x 2.7"W x 3.5"H
Item Weight	647 Grams
Compatible Devices	Desktop, Laptop, Smartphone
Power Source	Corded Electric (USB Powered)
Input Voltage	5 Volts
Number of Audio Channels	1.0
Impedance	50 Ohms
Signal-to-Noise Ratio	30 dB

9. WARRANTY AND SUPPORT

The SOULION R50 Bluetooth Computer Speakers come with a manufacturer warranty for 18 months from the date of purchase. For technical support or warranty claims, please refer to the contact information provided

with your product packaging or visit the official SOULION website.