

FOSSIBOT DT3

FOSSIBOT DT3 10.4-inch 5G Rugged Tablet User Manual

Model: DT3

1. INTRODUCTION

This manual provides essential information for the safe and efficient operation of your FOSSIBOT DT3 10.4-inch 5G Rugged Tablet. Please read this manual thoroughly before using the device to ensure proper functionality and to prevent damage.



Image 1.1: FOSSIBOT DT3 10.4-inch 5G Rugged Tablet.

2. PACKAGE CONTENTS

Verify that all items are present in the package:

- FOSSIBOT DT3 Tablet
- Charger (66W Power Adapter)
- Micro USB cable
- Anti-explosion screen protector
- SIM eject tool
- Screwdriver
- Ear hook
- Ear hook screw
- Wrist strap

- User manual
- Warranty card
- Battery warning label



Image 2.1: Contents of the FOSSIBOT DT3 retail package.

3. SETUP

3.1. Charging the Tablet

Before initial use, fully charge the FOSSIBOT DT3 tablet using the provided 66W power adapter and Micro USB cable. The tablet supports 66W turbo charging for rapid power recovery.

Super-large Battery, Endless Power

The ultra-large 21560mAh battery capacity provides power all day, every day, eliminating your power worries while working, studying or playing.

66W 

21560mAh



1960 hrs
Standby (With SIM)



38 hrs
Music (Screen off)



75 hrs
Calling (Screen Off)



18 hrs
Game



18.5 Hrs
GPS



24 Hrs
HD Video

Image 3.1: FOSSIBOT DT3 with 21560mAh battery and 66W fast charging.

3.2. SIM Card and MicroSD Installation

The FOSSIBOT DT3 supports dual 5G SIM cards and MicroSD card expansion. Use the provided SIM eject tool to open the SIM tray and insert your cards as instructed.

Your browser does not support the video tag.

Video 3.2: Demonstration of FOSSIBOT DT3 rugged tablet features, including SIM card installation.

3.3. Initial Power On and Configuration

Press and hold the power button to turn on the tablet. Follow the on-screen prompts to complete the initial setup, including language selection, Wi-Fi connection, and Google account setup. The tablet runs on Android 15.



Image 3.3: FOSSIBOT DT3 running Android 15.

4. OPERATING THE TABLET

4.1. Display and Audio

The tablet features a 10.4-inch 2K IPS display (1200*2000 MP resolution) optimized for outdoor visibility. Four high-output speakers provide clear audio. Adjust brightness and volume using the side buttons or quick settings panel.

10.4-inch 2K Display

• 1200*2000 Resolution • 5:3 Aspect ratio • 1000:1 Contrast Ratio • 500Nits Peak Brightness



Image 4.1: FOSSIBOT DT3 10.4-inch 2K IPS Display.

4.2. Camera Functions

The FOSSIBOT DT3 is equipped with a 64MP main camera and a 32MP front camera. Use the camera application to capture photos and videos. The tablet also features a built-in 1W LED camp light for illumination.

Capture Anywhere With AI Camera



Image 4.2: FOSSIBOT DT3 64MP Camera with LED Flashlight.

4.3. Connectivity

Benefit from dual 5G SIM support and Wi-Fi 6 connectivity for fast data transfers and stable network performance. The tablet also supports OTG (On-The-Go) functionality for connecting external USB devices.

Faster, Further, and More Stable

WiFi 6 not only provide blazing fast downloading speed, further distance WiFi connection, but also more stable running for wireless projection screen, live streaming, video meeting and etc..



WiFi 6

Image 4.3: FOSSIBOT DT3 featuring Wi-Fi 6 connectivity.

5. MAINTENANCE

5.1. Cleaning the Tablet

To clean the tablet, use a soft, lint-free cloth. For stubborn dirt, slightly dampen the cloth with water. Avoid using harsh chemicals or abrasive materials, as these can damage the screen and casing. Ensure all port covers are securely closed before cleaning with any moisture.

5.2. Battery Care

The FOSSIBOT DT3 is equipped with a 21560mAh battery. To prolong battery life, avoid extreme temperatures and do not allow the battery to fully discharge frequently. Advanced battery management maintains over 80% capacity after 500 cycles.

Super-large Battery, Endless Power

Equipped with a massive 21,560mAh battery, the FOSSIBOT DT3 is built for extended adventures.

21560mAh





1800 hrs
Standby (With SIM)



145 hrs
Music (Screen off)



110 hrs
Calling (Screen Off)



60hrs
Game



50Hrs
Camp Light



36 Hrs
HD Video

Image 5.2: FOSSIBOT DT3 battery life and usage scenarios.

5.3. Ruggedness and Protection

The tablet is built to military standards (MIL-STD-810H) with IP68/IP69K ratings, offering protection against 5-foot drops, water immersion, dust ingress, and extreme temperatures. Ensure all port covers are sealed to maintain water and dust resistance.

Your browser does not support the video tag.

Video 5.3: FOSSIBOT DT3 rugged tablet demonstrating its durability and features.

6. TROUBLESHOOTING

6.1. Device Not Powering On

- Ensure the battery is sufficiently charged. Connect the tablet to the charger for at least 30 minutes.
- Press and hold the power button for 10-15 seconds to perform a forced restart.

6.2. Poor Network Connectivity

- Check if your SIM card is correctly inserted and activated.
- Verify that Wi-Fi is enabled and you are connected to a stable network.
- Restart the tablet and your Wi-Fi router.

6.3. Screen Unresponsive

- Perform a forced restart (see 6.1).
- Ensure the screen is clean and free from moisture or debris.

7. SPECIFICATIONS











Model	DT3
Operating System	Android 15
Processor	MediaTek Dimensity 7300 (2.5 GHz)
RAM	32GB (DIMM DDR)
Storage	256GB
Display Size	10.4 inches
Screen Resolution	2K (1200*2000 MP)
Battery Capacity	21560mAh (Average 1800 Hours)
Charging	66W Turbo Charging
Cameras	Rear: 64MP, Front: 32MP
Connectivity	5G, Wi-Fi 6, OTG
Durability	IP68/IP69K, MIL-STD-810H
Dimensions (LxWxH)	9.97 x 6.42 x 0.8 inches
Weight	3.85 pounds



8. WARRANTY AND SUPPORT

The FOSSIBOT DT3 tablet comes with a comprehensive **2-year replacement warranty**. For warranty claims, technical support, or service inquiries, please refer to the contact information provided on your warranty card or visit the official FOSSIBOT website.

Always ensure you have your proof of purchase and the product's serial number ready when contacting support.

Related Documents - DT3

  	<p>FOSSiBOT F110L Rugged Smartphone User Manual</p> <p>Comprehensive user manual for the FOSSiBOT F110L rugged smartphone, detailing device features, specifications, safety guidelines, care instructions, warranty, and FCC compliance information.</p>
  	<p>FOSSiBOT F101 Pro User Manual: Features, Specifications, and Care Guide</p> <p>Comprehensive user manual for the FOSSiBOT F101 Pro rugged smartphone, detailing its features, specifications, device overview, accessories, battery information, care instructions, warranty, and FCC compliance.</p>
	<p>FOSSiBOT F101 Smart phone User Manual: Features, Settings, and Safety Guide</p> <p>Comprehensive user manual for the FOSSiBOT F101 Smart phone. This guide covers device features, settings, call and message handling, Wi-Fi and Bluetooth connectivity, SAR information, safety precautions, and legal notices.</p>
  	<p>FOSSiBOT F106 Pro User Manual - Rugged Smartphone Specifications and Guide</p> <p>Comprehensive user manual for the FOSSiBOT F106 Pro rugged smartphone. Includes specifications, features, safety guidelines, care instructions, and warranty information.</p>

<div></div> <div><div>F114</div><div>User Manual</div></div> <div>www.fossibot.com</div>	<div>Fossibot F114 User Manual</div> <div>User manual for the Fossibot F114 smartphone, covering its features, specifications, safety precautions, and warranty information.</div>
<div></div> <div><div>S3 Pro</div><div>User Manual</div></div> <div>www.fossibot.com</div>	<div>FOSSiBOT S3 Pro User Manual and Specifications</div> <div>User manual and technical specifications for the FOSSiBOT S3 Pro smartphone, covering features, safety precautions, and warranty information.</div>