

KOMFOTTEU LK09347FQDE-KF

KOMFOTTEU 3-Tier Open Wooden Bookshelf User Manual

Model: LK09347FQDE-KF | Brand: KOMFOTTEU

1. INTRODUCTION

Thank you for choosing the KOMFOTTEU 3-Tier Open Wooden Bookshelf. This manual provides essential information for the safe assembly, operation, and maintenance of your new furniture. Please read it thoroughly before beginning assembly and keep it for future reference.



Front view of the KOMFOTTEU 3-Tier Bookshelf in white, showcasing its open design and adjustable shelves, styled with books and decorative items.

2. SAFETY INFORMATION

To ensure safe use of this product, please adhere to the following guidelines:

- This product features an anti-tipping device. It is crucial to securely attach the bookshelf to the wall using this device to prevent accidental tipping, especially in households with children or pets.
- Ensure all screws and fasteners are tightened securely before use. Periodically check and re-tighten as necessary.
- Do not overload the shelves. Adhere to the maximum weight capacities specified in the 'Specifications' section.
- Place the bookshelf on a flat, stable surface. The non-slip foot pads provide additional stability and protect your floor.
- Keep small parts and packaging materials away from children during assembly to prevent choking hazards.



Illustration of the anti-toppling device, showing how it secures the bookshelf to the wall to prevent wobbling and enhance safety, especially for households with children.

3. PRODUCT FEATURES

The KOMFOTTEU 3-Tier Bookshelf is designed with functionality and aesthetics in mind:

- **Spacious Storage:** Features a large top surface and three open shelves, providing ample space for various items.
- **Adjustable Shelves:** Each central shelf can be adjusted to 3 different height positions, accommodating items of various sizes and offering flexible storage solutions.
- **Sturdy Construction:** Made from engineered wood and MDF with thicker boards for enhanced durability and a longer service life.
- **Enhanced Stability:** Equipped with an anti-tipping device for secure wall attachment and non-slip foot pads to protect your floor and increase overall stability.
- **Easy to Clean:** The smooth surface is designed for easy cleaning with a damp cloth.
- **Versatile Design:** Its simple and modern style makes it suitable for use as a bookshelf, display unit, or storage cabinet in living rooms, studies, bedrooms, and offices.



Close-up view of the bookshelf's shelves, emphasizing the adequate storage and display space for various items like books, decorations, and potted plants. It also shows the 18-position adjustable shelves.

Spacious Storage Space

Open Design to Keep Items Well Organized



Anti-falling
Design



Easy-to-clean
Surface



Fastener with
Screws



Non-slip
Foot Pads



Detailed view of key features: anti-falling design, easy-to-clean surface, secure fasteners with screws, and non-slip foot pads for stability and floor protection.

WHY IS OUR CONSTRUCTION SUPERIOR?




Ours

Theirs



Thicker board for longer service life



Premium PVC edge-sealing avoids curling or cracking



Smooth surface for excellent water and scratch-resistance

Visual comparison highlighting the superior construction of the bookshelf, featuring thicker boards for durability, premium PVC edge-sealing to prevent damage, and a smooth, scratch-resistant surface.

4. SPECIFICATIONS

Attribute	Value
Brand	KOMFOTTEU
Model Number	LK09347FQDE-KF
Color	White
Material	Engineered Wood, MDF
Overall Dimensions (L x W x H)	50 x 30 x 75 cm (19.7 x 11.8 x 29.5 inches)
Adjustable Shelf Dimensions (L x W)	47 x 28 cm (18.5 x 11 inches)
Item Weight	12 Kilograms (26.4 lbs)
Top Shelf Load Capacity	30 kg (66 lbs)

Adjustable Shelf Load Capacity	15 kg (33 lbs)
Bottom Shelf Load Capacity	25 kg (55 lbs)
Number of Shelves	3

3 Tier Bookcase



Total Weight Capacity: 85 KG

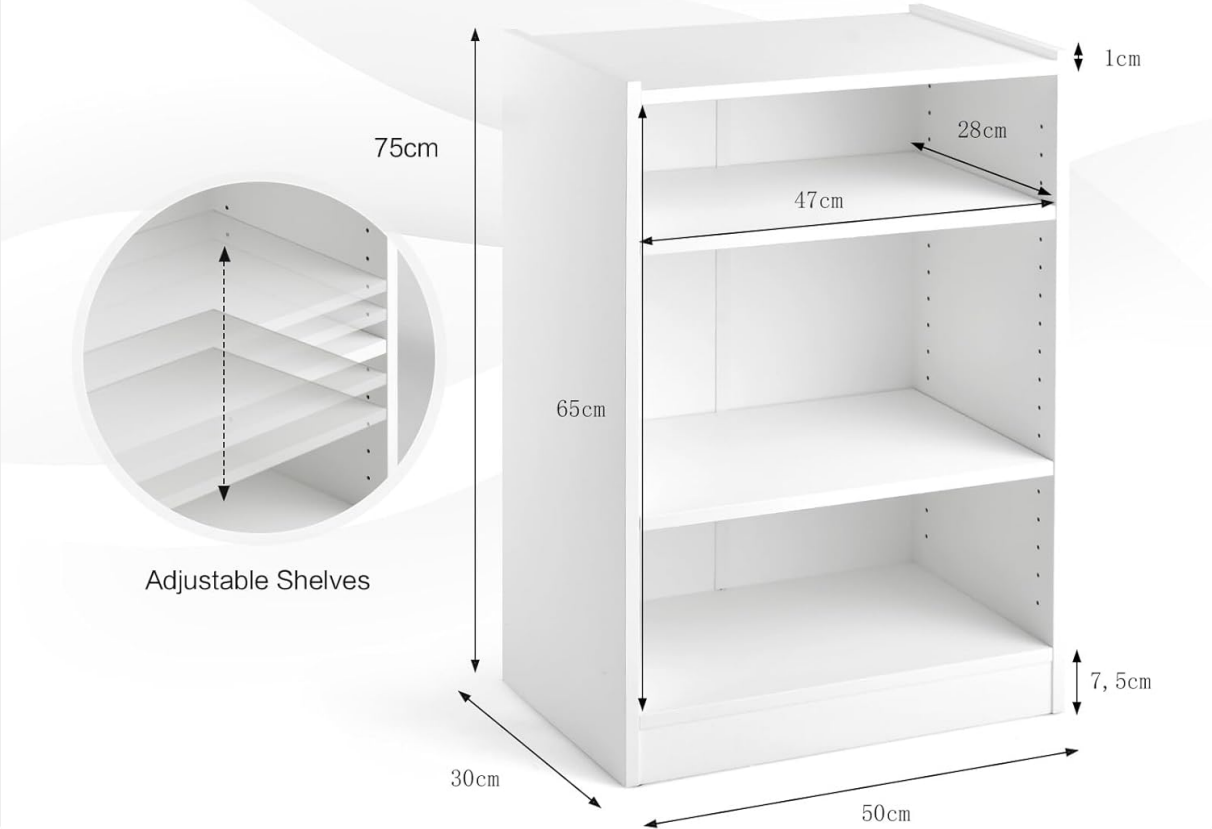


Diagram illustrating the overall dimensions of the bookshelf (50 x 30 x 75 cm) and the adjustable shelf mechanism, highlighting the 3-tier design.

5. SETUP AND ASSEMBLY

The KOMFOTTEU Bookshelf requires assembly. All necessary parts are numbered, and detailed illustrated instructions are included in the product packaging to guide you through the process. Please follow these steps for a smooth assembly:

- 1. Unpack and Verify:** Carefully unpack all components and compare them with the parts list provided in the assembly instructions to ensure nothing is missing or damaged.
- 2. Prepare Workspace:** Choose a clean, flat, and spacious area for assembly. Lay down a soft cloth or cardboard to prevent scratching the furniture parts or your floor.
- 3. Follow Instructions:** Assemble the bookshelf step-by-step according to the detailed illustrations and instructions provided in the manual that came with your product. Pay close attention to the orientation of each piece.

4. **Tighten Fasteners:** Ensure all screws and fasteners are tightened securely. Do not overtighten, as this may damage the material.
5. **Install Anti-Tipping Device:** Once the bookshelf is assembled and placed in its desired location, install the anti-tipping device by securely attaching it to the wall. This is a critical safety step.

If you encounter any difficulties during assembly, refer to the included instruction manual or contact customer support.

6. OPERATING AND USAGE

Your KOMFOTTEU Bookshelf is designed for versatile use:

- **Storage:** Utilize the spacious shelves to store books, files, magazines, and other personal items.
- **Display:** Showcase decorative items, photo frames, small plants, or collectibles on the open shelves.
- **Adjusting Shelves:** To adjust the height of the middle shelves, carefully remove any items, lift the shelf, and reposition the shelf pins into the desired holes. Ensure the shelf is level and securely seated before placing items back.
- **Placement:** This bookshelf is suitable for various indoor environments such as living rooms, studies, bedrooms, and offices. Its compact design allows for efficient space utilization.



The KOMFOTTEU 3-Tier Bookshelf integrated into a living space, demonstrating its compact size and versatility next to a

desk.



The KOMFOTTEU 3-Tier Bookshelf placed in a study or office environment, demonstrating its functional and aesthetic integration with other furniture.

7. MAINTENANCE

Proper care will extend the life and maintain the appearance of your bookshelf:

- **Cleaning:** Wipe the surface with a soft, damp cloth. Avoid using harsh chemicals, abrasive cleaners, or polishes that may damage the finish.
- **Spills:** Immediately wipe up any spills to prevent staining or damage to the wood.
- **Sunlight Exposure:** Avoid prolonged exposure to direct sunlight, which can cause fading or discoloration over time.
- **Humidity:** Maintain a stable humidity level in the room to prevent warping or cracking of the wood.
- **Regular Checks:** Periodically check all fasteners and re-tighten them if they have become loose.

8. TROUBLESHOOTING

If you encounter any issues with your bookshelf, consider the following common solutions:




- **Wobbling/Instability:** Ensure the bookshelf is placed on a level surface. Check that all assembly screws are fully tightened. Verify that the anti-tipping device is properly installed and secured to the wall.
- **Damaged Parts:** If any parts were damaged upon arrival or during assembly, do not attempt to force them. Contact customer support for replacement parts.
- **Missing Parts:** Double-check the packaging and all corners for small components. If parts are genuinely missing, contact customer support with your product model and the specific part number.
- **Difficulty Assembling:** Review the assembly instructions carefully. Sometimes, a small detail or orientation can be overlooked. If still stuck, consider seeking assistance from another person.


9. WARRANTY AND SUPPORT

For any questions, concerns, or support needs regarding your KOMFOTTEU bookshelf, please contact the seller, Komfort GmbH, directly. While specific warranty details are not provided in this manual, standard return policies typically allow for returns or replacements within 30 days of purchase for eligible items. Please refer to your purchase documentation or contact the seller for detailed warranty information and customer service.

You can often find contact information for the seller on your order details page or by visiting the KOMFOTTEU brand store on Amazon.


Related Documents - LK09347FQDE-KF

	<p>Руководство пользователя кондиционера KRAFT KF-MAX серии</p> <p>Подробное руководство пользователя для кондиционеров KRAFT серии KF-MAX (KF-MAX07E, KF-MAX09E, KF-MAX12E, KF-MAX18E), охватывающее установку, эксплуатацию, безопасность, обслуживание и устранение неисправностей.</p>
	<p>Manitowoc Koolaire Reach-In Refrigerators and Freezers: Installation, Use, and Care Guide</p> <p>Comprehensive guide for installing, using, and caring for Manitowoc Koolaire reach-in refrigerators and freezers. Includes setup, maintenance, troubleshooting, and warranty information.</p>
	<p>VEVOR KF-16C-48 Electric Sprayer User Manual</p> <p>User manual for the VEVOR KF-16C-48 Electric Sprayer. Provides detailed instructions on safety, assembly, operation, nozzle selection, troubleshooting, and maintenance. Features include a 4-gallon capacity, 0-90 PSI adjustable pressure, and a 12V 8Ah lithium battery.</p>



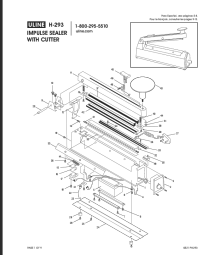
[Braun MultiServe Coffee Maker User Manual \(KF 901AN, KF 901BN, KF 9050, KF 9070, KF 9150, KF 9170, KF 9072\)](#)

Comprehensive user manual for the Braun MultiServe Coffee Maker. Includes setup, operation, brewing modes (Light, Gold, Bold, Over Ice), hot water dispensing, descaling, cleaning, maintenance, and troubleshooting for models KF 901AN, KF 901BN, KF 9050, KF 9070, KF 9150, KF 9170, KF 9072.



[Manitowoc Koolaire Reach-In Refrigerators and Freezers: Installation, Use, and Care Guide](#)

This guide provides essential information for the installation, operation, care, and maintenance of Manitowoc Koolaire reach-in refrigerators and freezers. It covers safety, setup, usage, cleaning, and troubleshooting.



[Uline H-293 Impulse Sealer with Cutter Parts List and Diagram](#)

Detailed parts list and exploded view diagram for the Uline H-293 Impulse Sealer with Cutter. Find part numbers, descriptions, and quantities for all components.