

## MEGELIN B0CPY3NKWB

# MEGELIN LED Red Light Therapy Face & Neck Mask

Model: B0CPY3NKWB

User Manual

## 1. PRODUCT OVERVIEW

The MEGELIN LED Red Light Therapy Face & Neck Mask is designed for comprehensive skin rejuvenation. This device features a flexible silicone construction, adapting comfortably to various face shapes. It incorporates 288 LEDs in the face mask and 198 LEDs in the neck mask, totaling 486 light beads, to deliver targeted light therapy.

The mask offers 7 distinct light colors, each with specific wavelength bands (420nm-850nm) to address different skin concerns. It is lightweight, portable, and equipped with eye pads for user comfort and protection during use. The device is rechargeable and designed for ease of use in various settings.



Image 1.1: The MEGELIN LED Face and Neck Mask, showcasing its two primary components.

# 8 Features LED Beauty Mask



7 Color led lights



486 Light beads



100% UV free



Portable



Non-invasive



Rechargeable



Lightweight



Waterproof



Image 1.2: Key features of the MEGELIN LED Beauty Mask, including 7 color LED lights, 486 light beads, 100% UV free, portable, non-invasive, rechargeable, lightweight, and waterproof design.

## 2. SAFETY INFORMATION

Please read and understand all safety instructions before using the device to ensure safe and effective operation.

- Always clean your face and neck thoroughly before each use of the mask.
- Do not use the device while it is charging.
- Do not use the device with the adapter connected during operation.
- The mask is equipped with eye pads to protect your eyes from direct light exposure. Ensure these are properly installed and positioned before use.

## 3. SETUP

Follow these steps to set up your MEGELIN LED Face & Neck Mask for first use:

1. **Cleanse Skin:** Cleanse your face and neck thoroughly and ensure they are dry before applying the mask.
2. **Install Eye Pads:** Carefully install the provided eye pads into the mask. These are designed to protect your eyes during treatment.
3. **Adjust Straps:** Adjust the high-quality straps to ensure the mask conforms comfortably and securely to your face and neck.
4. **Power On:** Press and hold the power button on the controller for 1.5 seconds to turn the device on.




Image 3.1: Visual guide for the easy-to-use steps, including cleaning, installing eye pads, turning on, enjoying the session, and removing the mask.

### 3.1 Recharging the Battery

To recharge the mask's battery:

1. Connect the Type-C charging cable to the battery/controller unit.
2. Connect the other end of the Type-C cable to a suitable power plug (adapter not included).
3. Choose one of the Type-C sockets on the battery/controller for charging.



4. The battery indicator light will flash during charging.

## How to recharge the battery?



1 Battery and Type c



2 Connect the type c to plug



3 Choose one of the type c sockets



4 The battery will be flashing

Image 3.2: Instructions on how to recharge the battery for the MEGELIN LED mask.

## 4. OPERATING INSTRUCTIONS

The MEGELIN LED mask offers 7 different light colors, each targeting specific skin benefits. You can switch between colors by pressing the power button briefly after turning the device on.

### 4.1 Light Color Functions

Light Color	Wavelength	Primary Benefit
Red Light	630nm	Anti-aging & promotion of collagen production
Blue Light	460nm	Ease inflammation

Light Color	Wavelength	Primary Benefit
Green Light	550nm	Smooth wrinkles and fine lines
Purple Light	420nm	Accelerate metabolism
Yellow Light	590nm	Reduce melanin production
Cyan Light	490nm	Reduce skin tension
Infrared Light	850nm	Brighten skin tone



Image 4.1: Diagram illustrating the 7 color light sources and their respective benefits for deep skin care.

4.2 Usage Frequency and Duration

For optimal results, it is recommended to use the Facial Light Therapy mask 3-4 times per week. Each session should last between 10-20 minutes. Consistent use for 4-6 weeks can contribute to improved skin condition. Individual results may vary based

on skin differences.



**Use it anytime and anywhere**




Image 4.2: The mask's comfortable and portable design allows for use anytime and anywhere, including at home, during exercise, in the office, or while traveling.

## 5. MAINTENANCE

To ensure the longevity and hygienic use of your MEGELIN LED mask, it is important to maintain it properly. While specific cleaning instructions for the mask material are not provided, general best practices include:

- Always ensure your face and neck are clean before each use to prevent transfer of oils or makeup to the mask.
- Store the mask in a clean, dry place away from direct sunlight and extreme temperatures.
- Handle the mask and its components with care to avoid damage to the LEDs or silicone material.

## 6. TROUBLESHOOTING

No specific troubleshooting information is provided in the product details. If you encounter any issues with your MEGELIN LED Face & Neck Mask, please refer to the 'Warranty and Support' section for assistance.

## 7. SPECIFICATIONS

Feature	Detail
Product Dimensions	10.6 x 14.9 x 2.75 inches
Weight	5.18 Pounds
Batteries	1 Lithium Ion battery (included)
Manufacturer	MEGELIN
ASIN	B0CPY3NKWB
Brand	MEGELIN
Item Form	Pads
Product Benefits	Anti Aging
Scent	Rose
Skin Type	All
Face Mask LEDs	288 LEDs
Neck Mask LEDs	198 LEDs
Total LEDs	486 LEDs



# 486 Lamp Beads in Total

35 mw/cm<sup>2</sup> Irradiance for better results




Image 7.1: Close-up view of the MEGELIN LED mask, highlighting the 486 lamp beads and 35 mw/cm<sup>2</sup> irradiance for effective treatment.



Image 7.2: Contents included in the MEGELIN LED Light Therapy Mask package: Face Mask, Neck Mask, User Manual, Controller, Type-C Charging Cable, Eye Patch, Fixing Band for face, and Strap for neck.

## 8. WARRANTY AND SUPPORT

MEGELIN provides a 365-day warranty for this product. If you have any questions, concerns, or require assistance with your MEGELIN LED Face & Neck Mask, please do not hesitate to contact the seller directly through your purchase platform. We are committed to providing the best shopping experience and support for our customers.

### Related Documents



### [MEGELIN LED Light Therapy Machine Spray Mist Type User Manual](#)

Comprehensive user manual for the MEGELIN LED Light Therapy Machine Spray Mist Type, covering safety precautions, product composition, installation, usage methods, light modes, specifications, maintenance, and warranty information.



### [Megelin LED Light Therapy Machine User Manual](#)

User manual for the Megelin LED Light Therapy Machine, covering safety precautions, product composition, installation, usage methods, product specifications, maintenance, and warranty information.