

DSP 60102-1

DSP® Bald Head Shaver User Manual

Model: 60102-1

INTRODUCTION

Thank you for choosing the DSP® Bald Head Shaver. This electric cordless rechargeable shaver is designed for a close and thorough shave, suitable for bald heads, beards, and body hair. Its waterproof design allows for both wet and dry shaving, and it features a long-lasting battery for convenient use. Please read this manual carefully before using the product to ensure safe and optimal performance.

SAFETY INFORMATION

For safe and optimal use, please observe the following precautions:

- Do not use the shaver while it is charging.
- Exercise caution when using the shaver near water, despite its waterproof design, to prevent electrical hazards.
- For a better shaving experience and to minimize the risk of cuts or skin irritation, it is recommended to use shaving foam.
- Do not push the head shaver razor or press hard against the skin. Allow the shaver to glide gently for effective hair removal.

Legal Disclaimer: Statements regarding dietary supplements have not been evaluated by the FDA and are not intended to diagnose, treat, cure, or prevent any disease or health condition.

PRODUCT OVERVIEW

The DSP® Bald Head Shaver features a floating double net cutter head designed to conform to facial contours, capturing more hair for a close and thorough shave. It is engineered to trim even the shortest hairs from various angles, ensuring a complete shave.



Image: The DSP® Bald Head Shaver, showcasing its sleek black and silver design, along with its double foil shaving head, protective cap, and USB charging cable.



When used

The indicator light
emits blue light



When charging

The indicator turns red and
flashes when
there is no power



Image: A detailed view of the shaver's floating double net cutter head, highlighting its design for efficient and close shaving.

Key Features:

- **Floating Double Net Cutter Head:** Adapts to facial contours for a close and thorough shave.
- **Versatile Shaving:** Effectively captures short hairs from various angles, ideal for bald heads, beards, and body hair.
- **Long Battery Life:** Provides over 60 minutes of usage on a full charge, suitable for daily use and travel.
- **Easy to Clean:** Designed for simple cleaning by sliding a button to access the beard compartment, allowing for brush or water cleaning.
- **Waterproof Design:** Allows for convenient wet or dry shaving.
- **Portable:** Compact dimensions (4.9 x 2 x 1.18 inches; 7.04 ounces) make it easy to carry for travel, home, or office use.

SPECIFICATIONS

Product Dimensions	4.9 x 2 x 1.18 inches
Item Weight	7.04 ounces
Model Number	60102-1
Batteries	1 AA battery required (included)
Manufacturer	DSP
Power Source	Battery Powered
Special Features	Detachable Head, Dry Shave, Lighted, Portable, Waterproof
Recommended Uses	Bald Head

DOUBLE LAYER KNIFE NET

A sharp blade shaves your head



PROFESSIONAL

Clean and tidy the face
body hair
and shaved head



Image: The shaver's compact size, indicating its portability for travel, home, and office use.

SETUP

Before first use, ensure your DSP® Bald Head Shaver is fully charged. The shaver comes with an included AA battery. Connect the shaver to a power source using the provided USB charging cable.

Initial Charge:

1. Unpack the shaver and all accessories.
2. Insert the included AA battery if not already installed.
3. Connect the USB charging cable to the shaver's charging port.
4. Plug the other end of the USB cable into a compatible USB power source (e.g., PC, power bank, vehicle USB port, or USB wall adapter).
5. Allow the shaver to charge until the indicator light signals a full charge. A full charge typically takes approximately 1 hour and provides over 60 minutes of usage time.

When used

The indicator light
emits blue light



When charging

The indicator turns red and
flashes when
there is no power



Image: The shaver being charged via a Type-C USB connection, illustrating its fast charging capability and compatibility with various USB

power sources.

OPERATING INSTRUCTIONS

Powering On/Off:

- To turn on the shaver, press the power button located on the front.
- When in use, the indicator light will emit a blue light.
- To turn off the shaver, press the power button again.

TYPE-C CHARGING

1

Hour fast
charging

|

90

Minutes
usage time



Image: The shaver in operation, with a blue indicator light visible, signifying active use.

Shaving Techniques:

The DSP® Bald Head Shaver supports both dry and wet shaving, offering flexibility for your grooming routine.

- **Dry Shaving:** For a quick shave, use the shaver on dry skin.

- **Wet Shaving:** For a smoother, more comfortable shave, especially for sensitive skin, apply shaving foam or gel to your skin before shaving. The shaver's waterproof design allows for safe use with water.

When shaving, gently glide the shaver over the skin. Do not press hard or apply excessive pressure, as this can cause irritation or reduce the shaver's effectiveness. The floating double net cutter head is designed to adapt to your contours with light pressure.



Image: A visual comparison demonstrating the shaver's capability for both dry shaving on a beard and wet shaving with foam.

Versatile Use:

This shaver is versatile and can be used for various grooming needs:

- **Bald Trimmer:** Achieve a smooth, clean-shaven head.
- **Beard Shaver:** Maintain a clean-shaven face or trim beard lines.
- **Thorough Trimming:** Suitable for body hair trimming.



Image: Demonstrates the shaver's versatility for shaving a bald head, trimming a beard, and general body hair removal.

CHARGING

The DSP® Bald Head Shaver is equipped with a long-lasting battery. When the battery is low, the indicator light will turn red and flash, signaling that a charge is needed.

- Connect the shaver to a USB power source using the provided cable.
- A full charge takes approximately 1 hour.
- Once fully charged, the shaver provides over 60 minutes of continuous usage.



Image: The shaver connected to a power source, with a red flashing indicator light indicating that it is charging due to low battery.

CLEANING AND MAINTENANCE

Regular cleaning ensures optimal performance and extends the life of your shaver. The DSP® Bald Head Shaver is designed for easy cleaning.

1. **Remove Shaving Head Cover:** Gently peel off the shaving head cover to expose the blades.
2. **Clean with Brush:** Use the provided cleaning brush to remove hair clippings from the blades and inside the shaver head.
3. **Rinse with Water:** For a more thorough clean, rinse the shaving head and the internal compartment under running tap water. The shaver is waterproof (IPX4 rated), allowing for safe rinsing.
4. **Dry:** Allow all parts to air dry completely before reassembling the shaver.

DRY AND WET SHAVING



Image: A step-by-step guide illustrating how to clean the shaver: removing the head cover, brushing off hair, rinsing under water, and rinsing the cap.

For best results, clean the shaver after each use.

TROUBLESHOOTING

If you encounter issues with your DSP® Bald Head Shaver, please refer to the following common solutions:

Problem	Possible Cause	Solution
Shaver does not turn on.	Battery is depleted.	Charge the shaver fully. Ensure the charging cable is securely connected to both the shaver and the power source.
Poor shaving performance / pulling hair.	Blades are dull or clogged with hair.	Clean the shaving head thoroughly. If performance does not improve, consider replacing the shaving head.
Skin irritation after shaving.	Applying too much pressure or dry shaving on sensitive skin.	Use less pressure when shaving. Try wet shaving with shaving foam or gel. Ensure skin is clean before shaving.
Shaver stops working during use.	Battery is low or shaver is overheated.	Recharge the shaver. If it feels hot, turn it off and let it cool down before resuming use.

WARRANTY AND SUPPORT

The DSP® Bald Head Shaver comes with a 12-month warranty from the date of purchase, covering manufacturing defects. Please retain your proof of purchase for warranty claims.




Image: A customer service representative, symbolizing the 12-month after-sale service and support provided for the product. For technical support, warranty claims, or any questions regarding your shaver, please contact DSP customer service through the retailer's platform or the official DSP website. Provide your model number (60102-1) and a detailed description of the issue for faster assistance.

You can visit the official DSP Store on Amazon for more information and support: [DSP Store](#)




© 2024 DSP. All rights reserved.




[\[pdf\]](#) User Manual Guide Warranty

Untitled Document Series 50 Fetal Monitors XM M1350B XMO Frank s Hospital Workshop M1350C
INSTALLATION AND SERVICE GUIDE M1350-9000S Printed in Germany April 2002 Philips Service
Manual frankshospitalworkshop equipment documents ecg service manuals 80 |||
Series 50 Fetal Monitors Series 50 XM M1350B Series 50 XMO M1350C
INSTALLATION AND SERVICE GUIDE M1350-9000S Printed in Germany April 2002
Notice Philips makes no warranty of any kind with regard to this material, including,
but not limited to, the implied warranties of merchantability and fi...
lang:en **score:24** filesize: 4.06 M page_count: 270 document date: 2002-04-09




[\[pdf\]](#) User Manual Guide Warranty

Service Guide 2 port 4 N5247B PNA X Microwave Network Analyzers 900 Hz 10 MHz to 67GHz This is
the for 67 GHz N5247A N5247 90026 Keysight Technologies 9018 04565 keysight us en assets service
manuals |||
N5247B 2-Port and 4-Port PNA-X Microwave Network Analyzers - Service Guide
N5247B Series - 900 Hz /10 MHz - 67 GHz This is the Service Guide for the N5247B
Series Microwave Network Analyzers. Service Guide Notices Keysight Technologies,
Inc. 2009-2022 No part of this manual may be reproduce...
lang:en **score:21** filesize: 63.41 M page_count: 572 document date: 2022-09-06



[\[pdf\]](#) User Manual Specifications Guide Warranty

N6700 User s Guide ppd Keysight N6700usr NOTE Unless otherwise noted the Agilent Modular Power
System will also be referred to as MPS and power system throughout this manual 5969 2908 id 3039329
AT N6732B Spec literature cdn keysight litweb ridl cfd rit edu products manuals supplies CD1 Model trs
rentelco Specs Manuals
Agilent Technologies Modular Power System Series N6700 User s Guide A Legal
Notices Agilent Technologies, Inc. 2003 - 2005 No part of this document may be
photocopied, reproduced, or translated to another language without the prior
agreement and written consent of Agilent Technologies, Inc. as go...
lang:en **score:21** filesize: 2.35 M page_count: 206 document date: 2005-01-04




[\[pdf\]](#) User Manual Documentation Guide Diagram

SimpleLink™ Wi-Fi® CC3200 Smart Plug Design Guide Verified TIDU983 Texas Instruments

Incorporated SimpleLink reference design The only physical connections from the system are AC voltage input and output for an load On this high line flyback power supply control relay metrology sensors connected Figure 1 Block Diagram 4 Copyright © 2015 Manual Off ti tidu983 lit ug

TI Designs SimpleLink™ Wi-Fi CC3200 Smart Plug Design Guide TI Designs TI Designs provide the foundation that you need including methodology, testing and design files to quickly evaluate and customize the system. TI Designs help you accelerate your time to market. Design Resources TIDCCC3200SMART...

lang:en **score:17** filesize: 847.2 K page_count: 42 document date: 2015-07-01




[\[pdf\]](#) User Manual Guide Warranty

Untitled Document Philips Series 50 Fetal Monitor Service manual 2002 frankshospitalworkshop equipment documents ecg service manuals

Series 50 Fetal Monitors Series 50 XM M1350B Series 50 XMO M1350C INSTALLATION AND SERVICE GUIDE M1350-9000S Printed in Germany April 2002 Notice Philips makes no warranty of any kind with regard to this material, including, but not limited to, the implied warranties of merchantability and fi...

lang:en **score:16** filesize: 3.14 M page_count: 270 document date: 2002-04-09




[\[pdf\]](#) User Manual Warranty

HP LaserJet M1522 MFP Series Service Manual s manuals Download Multi functional printer and Schematics Disassembly Assembly Free hp laserjet m1522 mfp series service manual |||

HP LaserJet M1522 MFP Series Service Manual HP LaserJet M1522 MFP Series Service Manual Copyright and License 2008 Copyright Hewlett-Packard Development Company, L.P. Reproduction, adaptation, or translation without prior written permission is prohibited, except as allowed under the copyright ...

lang:en **score:15** filesize: 13.82 M page_count: 290 document date: 2013-04-14




[\[pdf\]](#) User Manual Instructions Warranty

HP LaserJet M1319 MFP Series Service Manual ENWW Edition 1 4 2008 Information Engineering hp lj m1319 mfp serv Index of manuals service manual laserexpressinc |||

HP LaserJet M1319 MFP Series Service Manual HP LaserJet M1319 MFP Series Service Manual Copyright information 2008 Copyright Hewlett-Packard Development Company, L.P. Reproduction, adaptation, or translation without prior written permission is prohibited, except as allowed under the copyright ...

lang:en **score:15** filesize: 26.16 M page_count: 290 document date: 2008-01-08




[\[pdf\]](#) User Manual Warranty

HP LaserJet M1522 service manual ENWW Edition 1 01 2008 Information Engineering rtellason manuals

HP LaserJet M1522 MFP Series Service Manual HP LaserJet M1522 MFP Series Service Manual Copyright and License 2008 Copyright Hewlett-Packard Development Company, L.P. Reproduction, adaptation, or translation without prior written permission is prohibited, except as allowed under the copyright ...

lang:en **score:15** filesize: 13.8 M page_count: 290 document date: 2007-08-29




[\[pdf\]](#) User Manual Instructions Warranty

HP LaserJet M2727 MFP Series Service Manual s manuals Download Multi functional printer and Schematics Disassembly Assembly Free hp laserjet m2727 series service manual |||

HP LaserJet M2727 MFP Series Service Manual HP LaserJet M2727 MFP Series Service Manual Copyright information 2007 Copyright Hewlett-Packard Development Company, L.P. Reproduction, adaptation, or translation without prior written permission is prohibited, except as allowed under the copyright ...

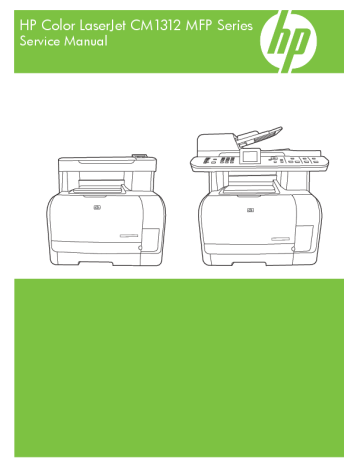
lang:en **score:15** filesize: 16.65 M page_count: 370 document date: 2013-04-07



[\[pdf\]](#) User Manual Instructions Troubleshooting Guide Warranty Diagram

HP LaserJet M2727 MFP Series Service Manual ENWW laserjet m2727 mfp service manual parts diagrams troubleshooting Information Engineering hp lj serv Index of manuals laserexpressinc ||| HP LaserJet M2727 MFP Series Service Manual HP LaserJet M2727 MFP Series Service Manual Copyright information 2007 Copyright Hewlett-Packard Development Company, L.P. Reproduction, adaptation, or translation without prior written permission is prohibited, except as allowed under the copyright ...

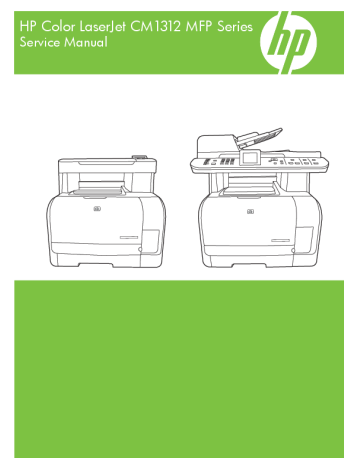
lang:en **score:15** filesize: 16.63 M page_count: 370 document date: 2009-06-07



[\[pdf\]](#) User Manual Warranty

HP Color LaserJet CM1312 MFP Series Service Manual s manuals Download Multi functional printer and Schematics Disassembly Assembly Free hp color laserjet cm1312 mfp series service manual ||| HP Color LaserJet CM1312 MFP Series Service Manual HP Color LaserJet CM1312 MFP Series Service Manual Copyright and License 2008 Copyright Hewlett-Packard Development Company, L.P. Reproduction, adaptation, or translation without prior written permission is prohibited, except as allowed under ...

lang:en **score:15** filesize: 16.47 M page_count: 334 document date: 2013-04-14




[\[pdf\]](#) User Manual Warranty

HP Color LaserJet CM1312 Service Manual ENWW Edition 1 4 2008 Information Engineering rtellason manuals

HP Color LaserJet CM1312 MFP Series Service Manual HP Color LaserJet CM1312 MFP Series Service Manual Copyright and License 2008 Copyright Hewlett-Packard Development Company, L.P. Reproduction, adaptation, or translation without prior written permission is prohibited, except as allowed under ...


lang:en **score:15** filesize: 16.46 M page_count: 334 document date: 2008-04-04



[\[pdf\]](#) User Manual Guide Warranty

N6700 User's Guide ppd Agilent Series N6705A Keysight Power Analyzer Used ValueTronics v 2068031706078832634 valuetronics cdn shop files |||

Agilent Technologies Modular Power System Series N6700 User's Guide
www.valuetronics.com A Legal Notices Agilent Technologies, Inc. 2003 - 2005 No part of this document may be photocopied, reproduced, or translated to another language without the prior agreement and written consent of Agilent ...
lang:en score:15 filesize: 2.63 M page_count: 206 document date: 2016-08-24



[\[pdf\]](#) User Manual Warranty

HP Color LaserJet CM2320 MFP Series Service Manual s manuals Download Multi functional printer and Schematics Disassembly Assembly Free hp color laserjet cm2320 mfp series service manual |||


HP Color LaserJet CM2320 MFP Series Service Manual HP Color LaserJet CM2320 MFP Series Service Manual Copyright and License 2008 Copyright Hewlett-Packard Development Company, L.P. Reproduction, adaptation, or translation without prior written permission is prohibited, except as allowed under ...
lang:en score:14 filesize: 26.8 M page_count: 410 document date: 2013-04-14



[\[pdf\]](#) User Manual Instructions Troubleshooting Guide Warranty Diagram

HP LaserJet 3015 3020 3030 all in one Service Manual enww Laserjet service manual parts diagrams troubleshooting Information Engineering hp lj aio Index of manuals laserexpressinc |||


HP LaserJet 3015, 3020, and 3030 all-in-one Service Manual Copyright Information Copyright 2004 Hewlett-Packard Development Company, L.P. Reproduction, adaptation or translation without prior written permission is prohibited, except as allowed under the copyright laws. The information contained...
lang:en score:14 filesize: 10.6 M page_count: 366 document date: 2009-06-07



[\[pdf\]](#) User Manual Instructions Specifications Warranty

HP LaserJet M2727 MFP Series Service Manual ENWW Edition 1 11 2007 Information Engineering Wholesale storage specifications in this manual See Environmental on page 325 ○ Store the print cartridges a horizontal position M2727serv rtellason manuals

HP LaserJet M2727 MFP Series Service Manual HP LaserJet M2727 MFP Series Service Manual Copyright information 2007 Copyright Hewlett-Packard Development Company, L.P. Reproduction, adaptation, or translation without prior written permission is prohibited, except as allowed under the copyright ...
lang:en score:14 filesize: 16.63 M page_count: 370 document date: 2008-02-19



[\[pdf\]](#) User Manual Warranty

HP Color LaserJet CM2320 MFP Series Service Manual ENWW Edition 1 9 2008 Information Engineering
CM2320serv rtellason manuals

HP Color LaserJet CM2320 MFP Series Service Manual HP Color LaserJet CM2320 MFP Series Service Manual Copyright and License 2008 Copyright Hewlett-Packard Development Company, L.P. Reproduction, adaptation, or translation without prior written permission is prohibited, except as allowed under ...

lang:en **score:14** filesize: 26.8 M page_count: 410 document date: 2008-06-04




[\[pdf\]](#) User Manual Instructions Warranty

HP LaserJet 3015 3020 3030 all in one Service Manual enww Edition 1 01 2004 Information Engineering
rtellason manuals

HP LaserJet 3015, 3020, and 3030 all-in-one Service Manual Copyright Information Copyright 2004 Hewlett-Packard Development Company, L.P. Reproduction, adaptation or translation without prior written permission is prohibited, except as allowed under the copyright laws. The information contained...

lang:en **score:13** filesize: 10.35 M page_count: 366 document date: 2005-12-05



[\[pdf\]](#) User Manual Guide Warranty

N6700 User s Guide ppd Agilent Series Users Service N6746B 100 Watt Volts 1 Amps DC Power Supply
Used ValueTronics and v 18427002965337589517 valuetronics cdn shop files |||

Agilent Technologies Modular Power System Series N6700 User s Guide
www.valuetronics.com A Legal Notices Agilent Technologies, Inc. 2003 - 2005 No part of this document may be photocopied, reproduced, or translated to another language without the prior agreement and written consent of Agilent ...

lang:en **score:13** filesize: 2.63 M page_count: 206 document date: 2016-09-22




[\[pdf\]](#) User Manual Instructions Troubleshooting Guide Warranty Diagram

HP LaserJet 3380 all in one service manual ENWW laserjet parts diagrams troubleshooting Information Engineering hp lj aio servi Index of manuals laserexpressinc |||

hp LaserJet 3380 all-in-one service hp LaserJet 3380 all-in-one Service Manual Copyright Information 2004 Copyright Hewlett-Packard Development Company, L.P. Reproduction, adaptation, or translation without prior written permission is prohibited except as allowed under copyright laws. The info...

lang:en **score:12** filesize: 7.5 M page_count: 330 document date: 2009-06-07



[\[pdf\]](#) User Manual Documentation

HP5501B Operating and Service manual 1000 0616 1251 3450 3447 10778B HP10778B 10779B

HP10745A HP10746A HP10740A HP10760A Jack Hudler bee mif pg gda pl ciasteczkiwypotwor HP 5501B |||

Title Document Type: Manual Part Number: Serial Prefixes: Revision Date: Errata HP5501B Laser Head Operating Service Manual 05501-90035 2632 September 1986 HP References in this Manual This manual may contain references to HP or Hewlett-Packard. Please note that HewlettPackard s former test an...

lang:en **score:12** filesize: 32.6 M page_count: 120 document date: 2006-11-04





[\[pdf\]](#) User Manual Instructions Warranty

HP LaserJet 3380 all in one service manual ENWW Edition 1 2004 Information Engineering Wholesale The priority input tray accommodates feeding of up to ten sheets ○ Both trays are center justified for supported paper sizes LJ3380 rtellason manuals 80

hp LaserJet 3380 all-in-one service hp LaserJet 3380 all-in-one Service Manual Copyright Information 2004 Copyright Hewlett-Packard Development Company, L.P. Reproduction, adaptation, or translation without prior written permission is prohibited except as allowed under copyright laws. The info...

lang:en **score:11** filesize: 7.31 M page_count: 330 document date: 2006-10-04

Related Documents

	<p>Portable Compressor Fridge 12/24V User Manual</p> <p>Comprehensive user manual for DSP-series portable compressor fridges and freezers (50L, 65L, 75L, 95L). Includes safety information, specifications, installation instructions, operation guide, troubleshooting, and maintenance for single and dual zone models.</p>
	<p>DSP-60BY1 and DSP-85BY1(A3) Fridge/Freezer User Manual</p> <p>User manual for DSP-60BY1 and DSP-85BY1(A3) Fridge/Freezer, covering safety information, specifications, operation, installation, defrosting, cooling tips, general tips, differential, moving the door hinge, rubber seals, and error code solutions.</p>
	<p>RF757 User Manual - DSP Multi-band Radio</p> <p>Comprehensive user manual for the DSP RF757 multi-band radio, covering product overview, features, operation, and technical specifications.</p>