

## Blackview Tab 70 WiFi

# Blackview Tab 70 WiFi 2024 Android 14 Tablet Instruction Manual

Model: Tab 70 WiFi

### 1. PRODUCT OVERVIEW

The Blackview Tab 70 WiFi is a 10.1-inch Android 14 tablet designed for versatile use, offering a blend of performance, display quality, and connectivity. It features a 2.0GHz CPU, 12GB (4GB real + 8GB virtual) RAM, 64GB ROM (expandable up to 2TB), and a 6580mAh battery. The tablet supports Wi-Fi 6 and Bluetooth 5.0, and runs on the Doke OS\_P 3.0 user interface, enhancing the Android 14 experience with additional features.



Front and rear view of the Blackview Tab 70 WiFi tablet, highlighting its sleek design and camera module.

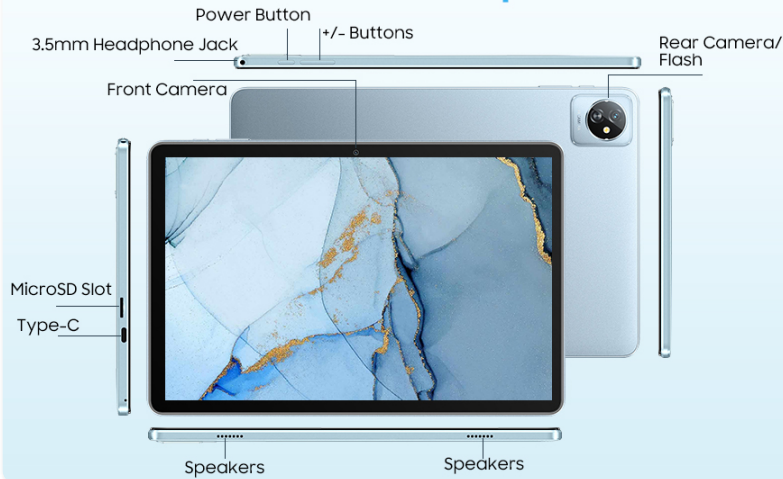
## 2. WHAT'S IN THE BOX

---

Upon unboxing your Blackview Tab 70 WiFi, please ensure all the following items are present:

- Blackview Tab 70 WiFi Tablet
- AC Adapter
- USB Cable
- User Manual

## Blackview Tab 70 WiFi Specifications



## Package Contents



An illustration showing the Blackview Tab 70 WiFi tablet and its standard package contents, including the adapter, USB cable, and user manual.

## 3. SETUP

### 3.1 Initial Charging

Before first use, fully charge your tablet using the provided AC adapter and USB cable. Connect the USB cable to the tablet's Type-C port and the adapter to a power outlet. The battery indicator on the screen will show charging progress.

### 3.2 Powering On/Off

- **To Power On:** Press and hold the Power button located on the side of the tablet until the Blackview logo appears.
- **To Power Off:** Press and hold the Power button until the power options menu appears. Select "Power off" and confirm.
- **To Restart:** From the power options menu, select "Restart".

### 3.3 Initial Setup Wizard

Upon first power-on, the tablet will guide you through an initial setup process. Follow the on-screen prompts to select your language, connect to a Wi-Fi network, set up your Google account, and configure basic settings.

### 3.4 Inserting a MicroSD Card

The Blackview Tab 70 WiFi supports storage expansion up to 2TB via a MicroSD card. Locate the card slot on the side of the tablet. Gently insert the MicroSD card into the slot until it clicks into place. Ensure the card is oriented correctly as shown in the diagram (refer to the 'Specifications' section for port layout).

## 4. OPERATING YOUR TABLET

### 4.1 Display and Navigation

The tablet features a 10.1-inch HD+ IPS display with 1280x800 pixel resolution, offering a wide viewing angle for an immersive experience.





## Blackview Tablet

Go for the Unmatched Recreation Fun

### Latest Android 14 OS

 Double Privacy Protection

 Per-app Language Preferences

 Notification Permissions

 Permission Manager

 App Pinning

 Cleared Clipboard History

An image showcasing the latest Android 14 OS features on the Blackview tablet, including privacy protection and permission management.

## 4.2 Connectivity

The Tab 70 WiFi supports advanced connectivity options:

- **Wi-Fi 6:** Provides faster transmission speeds and stronger connection stability, supporting 2.4GHz, 5GHz high frequency, and 5GHz low frequency bands with speeds up to 400Mbps.
- **Bluetooth 5.0:** Ensures stable connections for wireless accessories like headphones and speakers, with an extended range of up to 12m.

## Faster and More Stable

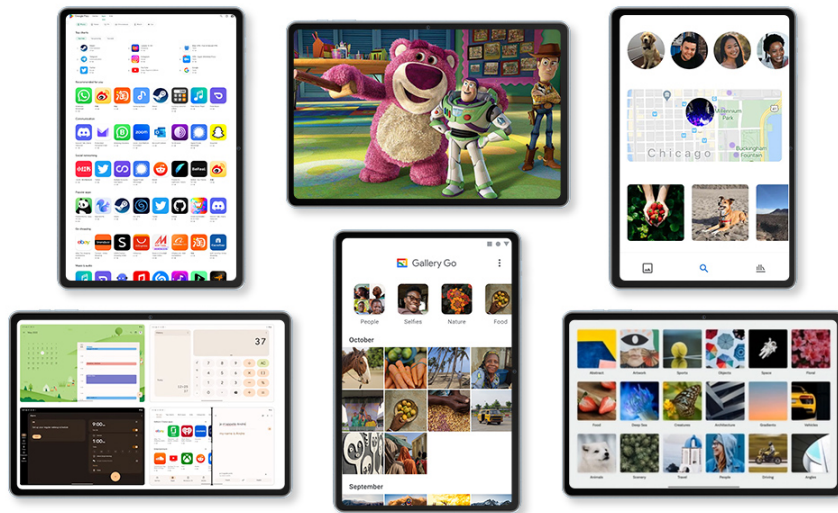
Tab70WiFi features WiFi 6 and supports 5G WiFi, improving WiFi speed, enabling fast web browsing, and quick video loading. It also employs Bluetooth 5.0 for a more stable connection.



An image illustrating the tablet's Wi-Fi 6 and Bluetooth 5.0 capabilities for faster and more stable connections, ideal for gaming and streaming.

## 4.3 Performance and Storage

Equipped with a 2.0GHz low-power CPU and up to 12GB RAM (4GB physical + 8GB virtual), the tablet ensures smooth multitasking and application performance. The 64GB internal storage can be expanded significantly with a MicroSD card.



## Enough Space for All Memories

8GB RAM (4GB+4GB Virtual  
Memory)  
64GB ROM (Up to 1TB TF)

An image detailing the tablet's memory specifications, including 12GB (4+8) RAM, 64GB ROM, and support for up to 2TB MicroSD card expansion.

### 4.4 Multimedia Features


- **HD+ IPS Display:** Enjoy vibrant visuals with a 1280x800 resolution.
- **Dual Smart K7 Speakers:** Experience immersive stereo sound with actively adjustable audio effects.
- **Cameras:** Features a 5MP rear camera and a 2MP front camera for photos and video calls.
- **Widevine L1 Support:** Allows for streaming 1080P videos, providing an enhanced video-watching experience (Note: Not compatible with Netflix).



An image showcasing the tablet's 5MP rear camera and 2MP front camera, along with example photos taken with the device.

## Widevine L1 Support

Supports Widevine L1, allowing you to freely watch 1080P videos and providing the best video-watching experience.



\*Note: Not compatible with Netflix.

An image highlighting the tablet's Widevine L1 support for high-definition video streaming, featuring an action movie scene.

### 4.5 Software Features (Android 14 + Doke OS\_P 3.0)

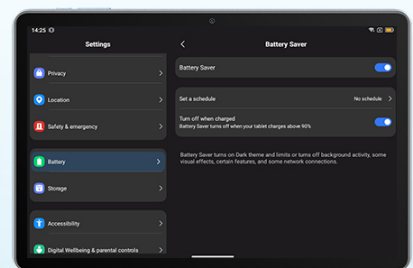
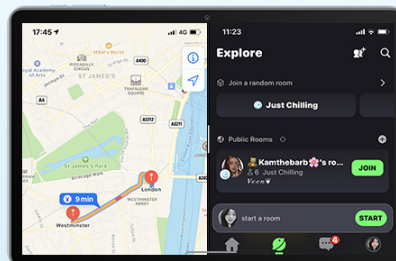
The tablet runs on the latest Android 14, enhanced by Blackview's Doke OS\_P 3.0, offering a user-friendly interface and practical functions:

- **Improved Anti-tracking:** Enhanced privacy features.
- **Screenshot Editing Tool:** Easily edit screenshots.
- **Screen Recording:** Capture on-screen activity.
- **Smart Split Screen:** Run two apps simultaneously for improved productivity.
- **Intelligent Power Saving:** Optimize battery life.
- **Privacy Protection (DAC & MAC Double Safeguards):** Higher level of security.
- **Permission Manager:** Control app access to your information.
- **Eye Protection Mode (Night Mode):** Reduces blue light for comfortable viewing in low light.
- **Reader Display Mode:** Optimizes display for reading.
- **Dark Mode:** Provides a darker theme for the interface.



Screenshot with three fingers

### Dual Screen (Split Screen)

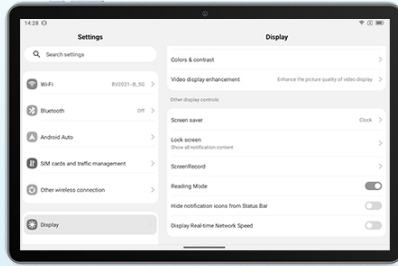


Battery Saver

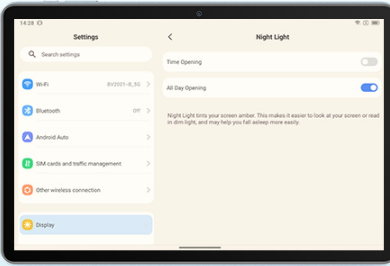
An image demonstrating the tablet's split-screen functionality, three-finger screenshot gesture, and battery saver feature.



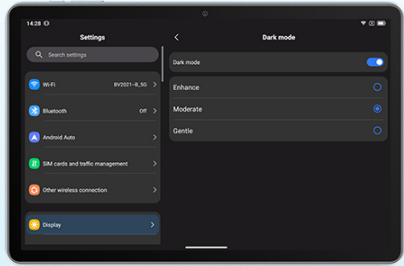
# For work and play, a smart tablet



Reader Display Mode



Eye Protection Mode  
(Night Mode)




Dark Mode

An image showcasing the tablet's various display modes: Reader Display Mode, Eye Protection Mode (Night Mode), and Dark Mode, designed for different viewing conditions.

## 5. BATTERY MANAGEMENT

The Blackview Tab 70 WiFi is equipped with a large 6580mAh battery, providing extended usage times. It supports 10W fast charging.

- **Charging:** Use the original charger and cable for optimal charging speed and battery health. A full charge can take approximately 2 hours.
- **Battery Life:** Expect 6-7 hours of video playback on a single charge. Standby time is approximately 580 hours.
- **Tips for extending battery life:** Reduce screen brightness, disable Wi-Fi/Bluetooth when not in use, close background apps, and utilize the intelligent power saving features in Doke OS\_P 3.0.



6580mAh



TYPE-C

Larger battery

Don't worry about charging all the time and enjoy the fun of your tablet.

An image highlighting the tablet's large 6580mAh battery and its Type-C charging port, emphasizing long-lasting power.

## 6. SPECIFICATIONS

Detailed technical specifications for the Blackview Tab 70 WiFi:

Feature	Specification
Model Name	Tab 70 WiFi

Feature	Specification
Operating System	Android 14 (with Doke OS_P 3.0)
Display Size	10.1 Inches
Screen Resolution	1280 x 800 pixels (HD+ IPS)
Processor	2.0GHz Quad-Core CPU (Rockchip)
RAM	12GB (4GB physical + 8GB virtual)
Internal Storage (ROM)	64GB
Expandable Storage	Up to 2TB (MicroSD)
Rear Camera	5 MP
Front Camera	2 MP
Battery Capacity	6580mAh
Charging	10W Fast Charging (Type-C)
Wireless Connectivity	Wi-Fi 6 (802.11ac, 802.11ax, 802.11b, 802.11g, 802.11n), Bluetooth 5.0
Dimensions (LxWxH)	9.7 x 6.42 x 0.38 inches
Item Weight	2 pounds
Color	Gray

## 7. MAINTENANCE AND CARE

To ensure the longevity and optimal performance of your Blackview Tab 70 WiFi, follow these maintenance guidelines:

- **Cleaning:** Use a soft, lint-free cloth to clean the screen and body of the tablet. Avoid using harsh chemicals or abrasive materials.
- **Storage:** Store the tablet in a cool, dry place away from direct sunlight, extreme temperatures, and high humidity.
- **Software Updates:** Regularly check for and install system updates to ensure your tablet has the latest features, security patches, and performance improvements. You can usually find this option in Settings > System > System update.
- **Avoid Physical Damage:** Protect the tablet from drops, impacts, and excessive pressure. Consider using a protective case or screen protector.

## 8. TROUBLESHOOTING

If you encounter issues with your Blackview Tab 70 WiFi, try the following troubleshooting steps:

- **Tablet not turning on:** Ensure the battery is charged. Connect the charger and wait a few minutes before attempting to power on again.
- **Screen frozen or unresponsive:** Press and hold the Power button for about 10-15 seconds to force a restart.
- **Wi-Fi connectivity issues:** Restart your Wi-Fi router and the tablet. Forget the network on your tablet and



reconnect. Ensure you are within range of the Wi-Fi signal.

- **Slow performance:** Close unused apps running in the background. Clear cache data for apps. Consider uninstalling rarely used apps to free up storage.
- **Apps crashing:** Ensure apps are updated to their latest versions. Clear the app's cache and data (Settings > Apps > [App Name] > Storage > Clear cache/Clear data).
- **Battery draining quickly:** Adjust screen brightness, disable location services, Bluetooth, and Wi-Fi when not needed. Check battery usage in settings to identify power-hungry apps.

If the issue persists after attempting these steps, please refer to the Warranty and Support section for further assistance.

## 9. WARRANTY AND SUPPORT

---

Blackview offers a 720-day (2-year) worry-free warranty for the Tab 70 WiFi. This warranty covers manufacturing defects and ensures product quality.



An image illustrating Blackview's commitment to quality and customer support, highlighting the two-year warranty.

For any questions, technical assistance, or warranty claims, please contact Blackview customer service. You can typically find contact information or initiate support requests through the Amazon order page where you purchased the product. Blackview provides 24-hour customer service and offers free replacements for eligible issues.

Please have your purchase details and product model number (Tab 70 WiFi) ready when contacting support to facilitate a quicker resolution.