

OPSREY Printed Stretch Dining Chair Cover

OPSREY Morning Autumn Grove Printed Stretch Dining Chair Cover Instruction Manual

1. INTRODUCTION

Thank you for choosing the OPSREY Morning Autumn Grove Printed Stretch Dining Chair Cover. This manual provides essential information for the proper installation, use, and maintenance of your new chair cover. Please read these instructions carefully before use to ensure optimal performance and longevity of the product.

This chair cover is designed to protect your dining chairs while adding a decorative touch to your living space. Its stretchable fabric ensures a snug fit on most standard armless dining chairs.

2. PRODUCT OVERVIEW

2.1 Key Features

- **Quality Material:** Made from high-quality elastic polyester ammonia fabric, offering a soft, comfortable feel and excellent elasticity for a secure fit.
- **Chair Protection:** Effectively shields chairs from scratches, pet damage, and general wear and tear, extending the life of your furniture.
- **Unique Decoration:** Features a distinctive Morning Autumn Grove print with vibrant colors to refresh and upgrade the appearance of your dining chairs.
- **Elastic Bottom:** Equipped with elastic straps to prevent displacement and ensure a wrinkle-free seat.

2.2 Product Components

The product includes one (1) OPSREY Morning Autumn Grove Printed Stretch Dining Chair Cover.





Image: Side view of the OPSREY Morning Autumn Grove Printed Stretch Dining Chair Cover on a dining chair.



Image: Front view of the OPSREY Morning Autumn Grove Printed Stretch Dining Chair Cover on a dining chair.





Image: Back view of the OPSREY Morning Autumn Grove Printed Stretch Dining Chair Cover on a dining chair.

INSTALLATION INSTRUCTION

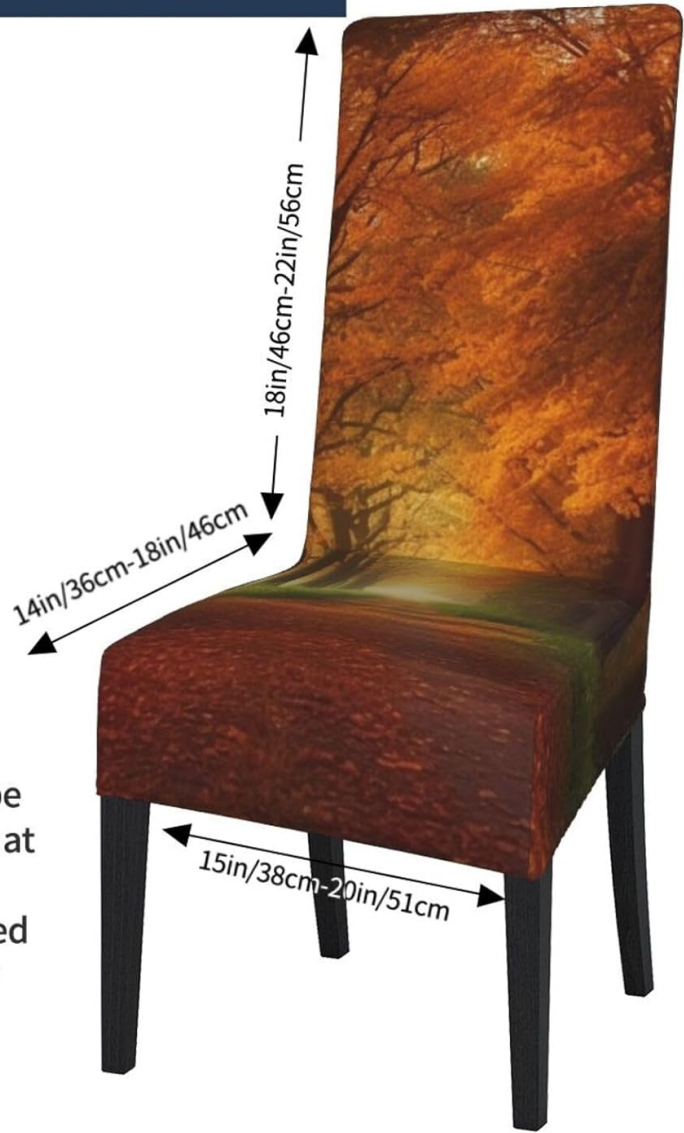
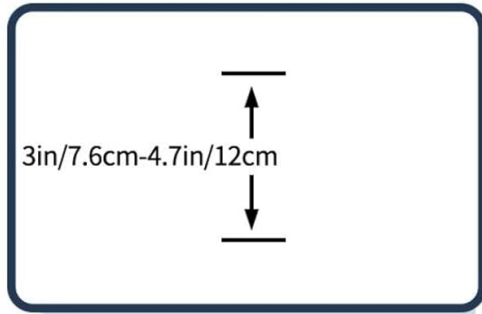


Image: Close-up showing the soft texture of the fabric and the elastic bottom design for a secure fit.

3. SPECIFICATIONS

Please measure your chair before purchase to ensure the best fit.

MEASURING GUIDE



The chair pad should be beyond the chair stool at least 2in/5cm to make the chair cover wrapped around more perfectly

Image: Diagram illustrating how to measure a dining chair for proper cover fit. It shows measurements for back height, seat length, and seat width.

Feature	Detail
Brand	OPSREY
Model	Morning Autumn Grove Printed Stretch Dining Chair Cover
Material	Elastic Polyester Ammonia Fabric
Color/Pattern	Morning Autumn Grove (Floral)
Recommended Chair Back Height	18-22 inches (46-56 cm)
Recommended Seat Length	14-18 inches (36-46 cm)
Recommended Seat Width	15-20 inches (38-50 cm)
Closure Type	Elastic
Product Dimensions (Approx.)	18"D x 20"W x 22"H (when fitted)

Feature	Detail
Item Weight	0.45 Pounds (approx. 7.2 ounces)
Number of Items	1

4. SETUP AND INSTALLATION

Follow these steps to properly install your dining chair cover:

1. **Prepare the Chair:** Ensure your dining chair is clean and free of any obstructions.
2. **Position the Cover:** Start by placing the top part of the chair cover over the backrest of your dining chair.
3. **Pull Down:** Gently pull the cover down over the entire backrest and then over the seat of the chair.
4. **Adjust and Secure:** Smooth out any wrinkles and ensure the elastic edges are tucked securely under the seat for a snug and neat fit. The chair pad should extend beyond the chair stool by at least 2 inches (5 cm) to ensure the cover wraps perfectly.



Image: Three-step visual guide demonstrating how to install the chair cover: 1. Place cover over top of chair back. 2. Pull cover down over back and seat. 3. Adjust for a smooth, fitted appearance.

5. OPERATING INSTRUCTIONS (USAGE)


Once installed, the OPSREY Morning Autumn Grove Printed Stretch Dining Chair Cover is ready for immediate use. It functions as a protective and decorative layer for your dining chairs. No specific operational steps are required beyond ensuring it is properly fitted.

- **Protection:** The cover will protect your chair from spills, stains, pet hair, and general wear.
- **Decoration:** The unique pattern enhances the aesthetic appeal of your dining area.
- **Versatility:** Suitable for various occasions including restaurants, living rooms, bedrooms, kitchens, offices, conference rooms, hotels, weddings, banquets, ceremonies, and parties.

6. CARE AND MAINTENANCE

Proper care will help maintain the quality and appearance of your chair cover. Follow these guidelines:

- **Machine Washable:** Wash separately in cold water.
- **Gentle Cycle:** Use a gentle cycle to prevent damage to the fabric.
- **Do Not Bleach:** Avoid using bleach or harsh detergents.
- **Tumble Dry Low:** Tumble dry on a low setting or air dry.
- **Do Not Iron:** Ironing is generally not required due to the fabric's wrinkle-resistant properties.



Hand wash



Wash alone



Machine wash



No bleaching

Image: Visual representation of care instructions including hand wash, wash alone, machine wash, and no bleaching symbols.

7. TROUBLESHOOTING

Most issues with the chair cover can be resolved with simple adjustments.

- **Cover does not fit properly:** Ensure your chair dimensions match the recommended sizes in Section 3. Re-adjust the cover, pulling firmly to stretch it over the chair.
- **Wrinkles present:** Smooth out wrinkles by hand after installation. The elastic nature of the fabric should minimize wrinkling over time. Washing and drying according to instructions can also help.
- **Cover slips off:** Ensure the elastic bottom is fully tucked under the seat. If the chair pad is too small relative to the cover, it may not provide enough grip.

8. WARRANTY AND SUPPORT

For any questions, concerns, or support regarding your OPSREY Morning Autumn Grove Printed Stretch Dining Chair Cover, please refer to your purchase documentation or contact the retailer where the product was acquired. Specific warranty details may vary by retailer and region.

