

CANDY CCHH 100EK

Candy CCHH 100EK Chest Freezer User Manual

Model: CCHH 100EK | Brand: CANDY

1. PRODUCT OVERVIEW

The Candy CCHH 100EK Chest Freezer is designed to provide efficient and reliable frozen storage. This appliance features a flame retardant metal backing plate for enhanced safety. It is an E-rated appliance, offering energy savings compared to lower-rated models.

Key Features:

- **Energy Efficiency:** E-class rating according to the New Energy Label, reducing consumption by up to 20% compared to G-class appliances.
- **Antibacterial Gasket:** Equipped with an antibacterial and anti-mould gasket that seals the freezer, preventing mould formation and stopping 99.99% of bacteria from entering, ensuring food stays safer and tastier.



Figure 1.1: Front view of the Candy CCHH 100EK Chest Freezer, showcasing its compact design and control panel.

2. SAFETY INFORMATION

Please read all safety instructions carefully before using the appliance to prevent personal injury or damage to the freezer.

- **Electrical Safety:** Ensure the power supply matches the voltage specified on the appliance's rating label. Do not use extension cords or multiple socket adapters.
- **Ventilation:** Ensure adequate ventilation around the appliance to allow heat dissipation. Do not block ventilation openings.
- **Children:** This appliance is not intended for use by persons (including children) with reduced physical, sensory or mental capabilities, or lack of experience and knowledge, unless they have been given supervision or instruction concerning use of the appliance by a person responsible for their safety.
- **Flammable Materials:** Do not store explosive substances such as aerosol cans with a flammable propellant in this appliance.
- **Cleaning:** Always unplug the appliance before cleaning or performing maintenance.

3. UNPACKING AND INSTALLATION

3.1 What's in the Box

- Unit (Candy CCHH 100EK Chest Freezer)
- User Manual
- Energy Label

3.2 Placement

This is a freestanding appliance. Place the freezer on a firm, level surface away from direct sunlight and heat sources (e.g., ovens, radiators). Ensure there is sufficient space around the appliance for proper air circulation. The dimensions are approximately 49 cm (D) x 54.5 cm (W) x 64.5 cm (H).



Figure 3.1: The Candy CCHH 100EK Chest Freezer positioned in a kitchen environment, demonstrating its suitability for various indoor spaces.

3.3 Initial Setup

After unpacking, allow the freezer to stand upright for at least 2-4 hours before plugging it in. This allows the refrigerant to settle. Clean the interior with a damp cloth and mild detergent before first use.

4. OPERATING INSTRUCTIONS

4.1 Temperature Control

The temperature is controlled by a rotary knob located on the front of the appliance. Turn the knob to adjust the temperature setting. Higher numbers typically indicate colder temperatures.

4.2 Power and Alarm Indicators

The control panel includes indicator lights for power and potential alarms. Refer to the specific symbols on your appliance for detailed information on their meaning (e.g., green for power, red for high temperature alarm).





Figure 4.1: The Candy CCHH 100EK Chest Freezer with its lid open, revealing the interior storage space and removable basket.

5. MAINTENANCE

5.1 Cleaning

Regularly clean the interior and exterior of the freezer. Unplug the appliance before cleaning. Use a soft cloth with a mild detergent and warm water. Do not use abrasive cleaners or sharp objects.

5.2 Defrosting

Defrost the freezer when the ice layer reaches a thickness of about 5-10 mm. Unplug the appliance, remove all food, and allow the ice to melt naturally. Use a soft cloth to wipe away melted water. Do not use sharp objects to remove ice.

6. TROUBLESHOOTING

If you experience issues with your freezer, consult the following common problems and solutions before contacting service.

Problem	Possible Cause	Solution
Freezer not cooling	No power; temperature setting too high; door not closed properly.	Check power connection; adjust temperature setting; ensure door is sealed.
Excessive noise	Appliance not level; objects touching the back of the freezer.	Adjust leveling feet; move objects away from the freezer.
Ice buildup	Door opened too frequently; gasket not sealing properly.	Reduce door openings; check and clean door gasket.

7. SPECIFICATIONS

Specification	Value
Brand	CANDY
Model	CCHH 100EK
Product Dimensions	49 x 54.5 x 64.5 cm
Capacity	97 litres
Star Classification (for Freezers)	Room temperature (ambient temperature): 15 C to 25 C
Installation Type	Freestanding
Colour	White
Voltage	2.3E+2 Volts (AC)
Door Orientation	Left
Door Material	Metal

Specification	Value
Item Weight	25 kg
Manufacturer	Haier Europe
Country of origin	China

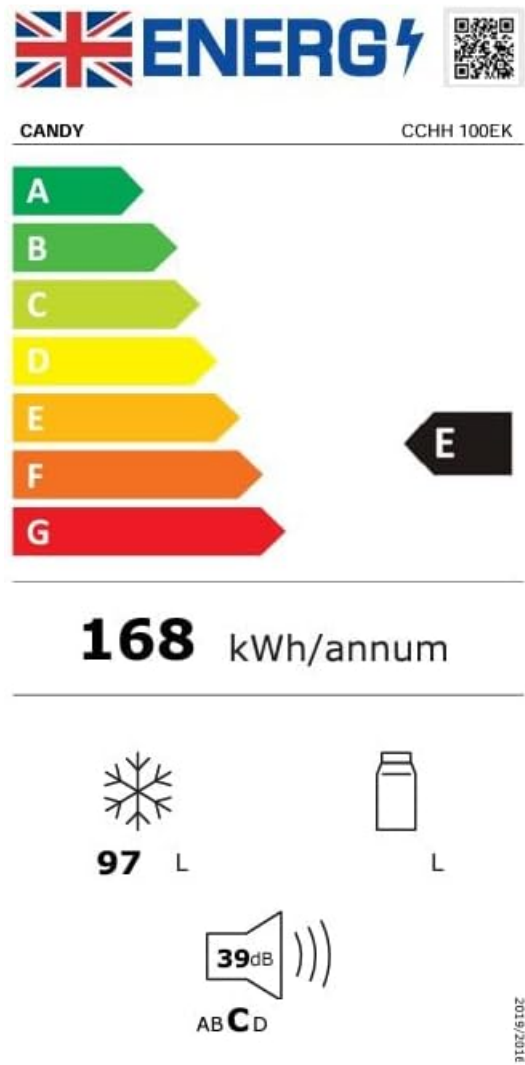







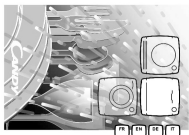
Figure 7.1: Energy Label for the Candy CCHH 100EK Chest Freezer, indicating its E-class rating and annual energy consumption.

Product fiche pursuant to Delegated Regulation (EU) no. 1060/2010	
Supplier name or trademark	Candy
Model identifier	CCHH 100EK
Cat. Reg. 1060/2010 (1)	9-Chest freezers
Energy efficiency class - NEW (2010/30/EC)	A+
Total annual energy consumption (kWh) (2)	168
Total unit net capacity (l)	97
Net capacity (l) ****	97
Star rating	4
Frost free system	Static
Rising time-Storage period in event of power failure(h)	
Freezing capacity (kg)	4.5
Climate class (3)	SN-N-ST-T
Sound power level (weighted average value in dB)	40
1)(a) Refrigerator with one or more fresh-food storage compartments. (b) Refrigerator-cellar, Cellar and Wine storage appliances. (c) Refrigerator- chiller and Refrigerator with a 0-star compartment. (d) Refrigerator with a one-star compartment. (e) Refrigerator with a two-star compartment. (f) Refrigerator with a three-star compartment. (g) Refrigerator-freezer. (h) Upright freezer. (i) Chest freezer. (l) Multi-use and other refrigerating appliances. 2)Based on standard test results for 24 h. Actual energy consumption will depend on how the appliance is used and where it is located. 3)This appliance is intended to be used at an ambient temperature between X [lowest temperature] °C and Y [highest temperature] °C' : SN= Extended temperate, ambient temperature between + 10°C and + 32°C; N= Temperate, ambient temperature between +15°C and +32°C; ST= Subtropical, ambient temperature between +18°C and +38°C, T= Tropical, ambient temperature between +16°C and + 43°C.	

Figure 7.2: Product Fiche providing detailed technical specifications and energy information for the Candy CCHH 100EK Chest Freezer.

8. WARRANTY AND SUPPORT

For warranty information and customer support, please refer to the documentation provided with your appliance or contact the manufacturer, Haier Europe, directly. Keep your purchase receipt as proof of purchase.

<div data-bbox="172 107 252 136">CANDY</div> <div data-bbox="180 176 239 217"><small>USER MANUAL CHEST FREEZER</small></div> <div data-bbox="170 230 255 331"></div>	<p>Candy Chest Freezer User Manual</p> <p>Comprehensive user manual for the Candy Chest Freezer, providing detailed instructions on installation, operation, safety precautions, troubleshooting, and maintenance.</p>
<div data-bbox="188 739 239 779"><small>USER MANUAL CHEST FREEZER</small></div> <div data-bbox="170 779 261 889"></div>	<p>CANDY Chest Freezer User Manual: Installation, Operation & Safety Guide</p> <p>Comprehensive user manual for CANDY Chest Freezers (models CCHH100, CCHH145, CCHH200). Provides essential information on installation, safe operation, maintenance, and troubleshooting.</p>
<div data-bbox="161 985 255 1014">CANDY</div> <div data-bbox="180 1041 239 1070"><small>USER MANUAL CHEST FREEZER</small></div> <div data-bbox="161 1086 255 1167"></div>	<p>Candy Chest Freezer User Manual: Installation, Operation, and Care Guide</p> <p>Comprehensive user manual for Candy chest freezers. Includes safety information, installation instructions, operating procedures, energy-saving tips, defrosting, cleaning, and troubleshooting guidance for models like the BD-100.</p>
<div data-bbox="172 1285 252 1314">CANDY</div> <div data-bbox="180 1352 239 1395"><small>USER MANUAL CHEST FREEZER</small></div> <div data-bbox="170 1408 255 1509"></div>	<p>CANDY Chest Freezer User Manual</p> <p>This user manual provides essential information for the safe installation, operation, and maintenance of the CANDY Chest Freezer. It covers safety precautions, operating instructions, cleaning, troubleshooting, and energy-saving tips.</p>
<div data-bbox="156 1581 264 1610">CANDY</div> <div data-bbox="180 1655 239 1697"><small>USER MANUAL CHEST FREEZER</small></div> <div data-bbox="161 1727 264 1812"></div>	<p>Candy Chest Freezer User Manual</p> <p>Comprehensive user manual for the Candy Chest Freezer, detailing installation, operation, safety guidelines, maintenance, and troubleshooting tips for optimal appliance performance.</p>
<div data-bbox="119 1874 308 2007"></div>	<p>Manuale d'Uso e Manutenzione Lavastoviglie Candy</p> <p>Guida completa per l'utilizzo sicuro ed efficiente della tua lavastoviglie Candy. Include istruzioni su installazione, programmi, manutenzione e risoluzione problemi.</p>

