

Swann SWIFI-CAMWPK5

Swann Wire-Free 1080p Security Camera 5 Pack (Model SWIFI-CAMWPK5) User Manual

1. INTRODUCTION AND OVERVIEW

This manual provides essential instructions for the setup, operation, and maintenance of your Swann Wire-Free 1080p Security Camera 5 Pack (Model SWIFI-CAMWPK5). These cameras offer high-definition surveillance with a wire-free design for flexible placement. Key features include 1080p HD video, a wide 180-degree field of view, True Detect heat and motion sensing, infrared night vision, two-way audio, and smart home integration.



Image 1.1: Five Swann Wire-Free 1080p Security Cameras.

2. WHAT'S IN THE BOX

The Swann Wire-Free 1080p Security Camera 5 Pack includes:

- 5 Swann Wire-Free 1080p Full HD Indoor & Outdoor Waterproof Rechargeable Security Cameras
- Mounting hardware (screws, wall plugs)

- USB charging cables
- Security stickers



Image 2.1: All included components for the Swann Wire-Free 1080p Security Camera 5 Pack.

3. SETUP

3.1 Initial Charging

Before initial use, fully charge each camera using the provided USB cables. The charging port is located at the rear of the camera, protected by a rubber cover. Ensure the cover is securely closed after charging to maintain water resistance.





Image 3.1: Rear view of a Swann Wire-Free camera, highlighting the reset button and charging port.

3.2 App Download and Pairing

1. Download the "Swann Security" app from your smartphone's app store.

2. Follow the in-app instructions to create an account and pair each camera with your Wi-Fi network. Ensure your smartphone is connected to the 2.4GHz Wi-Fi band during the pairing process.

3.3 Mounting

1. Choose a suitable location for each camera, ensuring good Wi-Fi signal strength and the desired viewing angle. The cameras are designed for both indoor and outdoor use.
2. Use the included mounting hardware (screws and wall plugs) to securely attach the cameras to a wall or other stable surface.



Image 3.2: A Swann Wire-Free camera mounted on a wall, demonstrating typical installation.



Image 3.3: Another view of a Swann Wire-Free camera installed on a wall.

4. OPERATING INSTRUCTIONS

4.1 Live View and Recording

- Access live video streams from your cameras through the Swann Security app on your smartphone.
- The cameras utilize True Detect heat and motion sensing to identify moving warm objects, such as people and cars. Upon detection, recording is triggered, and push notifications are sent to your smartphone.

4.2 Two-Way Audio and Siren

- Use the app to communicate with visitors or deter intruders via the camera's built-in speaker and microphone.
- Activate the integrated siren through the app to alert others or deter unwanted activity.

4.3 Night Vision

- Infrared night vision automatically activates in low-light conditions, providing clear video up to 26 feet (8

meters).

4.4 Smart Home Integration

- The cameras are compatible with Alexa-enabled devices (e.g., Echo Show, Echo Spot, 4K Fire TV) and Google Assistant devices (e.g., Chromecast, Google Home Hub).
- Refer to the Swann Security app for instructions on linking your cameras to these smart home platforms.

5. MAINTENANCE

5.1 Recharging

Recharge the camera batteries as needed. Battery life varies based on usage, recording frequency, and environmental conditions. Use only the provided USB cables or Swann-approved charging accessories.

5.2 Cleaning

Periodically clean the camera lens and housing with a soft, damp cloth to ensure optimal image clarity. Avoid abrasive cleaners, which can scratch the lens or damage the camera's finish.

5.3 Weather Protection

While the cameras are weatherproof, ensure the charging port's rubber cover is securely closed when not charging to maintain water resistance and protect internal components from moisture.

6. TROUBLESHOOTING

6.1 No Live View / Camera Offline

- Check Wi-Fi signal strength at the camera's location.
- Ensure the camera battery is charged.
- Verify the camera is powered on.
- Restart the camera by pressing the reset button (refer to Image 3.1).
- Check your home Wi-Fi network status and ensure it is operational.

6.2 Motion Detection Issues

- Adjust motion sensitivity settings in the Swann Security app.
- Ensure the camera's view is not obstructed by objects that might block motion detection.
- Verify that True Detect is enabled in the app settings.

6.3 Poor Night Vision

- Ensure the camera lens is clean and free from smudges or dirt.
- Check for any obstructions blocking the infrared LEDs on the camera.

6.4 App Connectivity Problems

- Ensure your smartphone has an active internet connection.
- Update the Swann Security app to the latest version.
- Restart your smartphone.

7. SPECIFICATIONS

- **Video Resolution:** 1080p Full HD
- **Field of View:** 180 degrees+
- **Power Source:** Battery Powered
- **Connectivity:** Wi-Fi (Wireless)
- **Night Vision Range:** Up to 26 feet (8 meters)
- **Motion Detection:** True Detect Heat & Motion Sensing
- **Audio:** Two-Way Audio, Siren
- **Smart Home Compatibility:** Amazon Alexa, Google Assistant
- **Included Components:** 5 Swann Wire-Free 1080p Full HD Indoor & Outdoor Waterproof Rechargeable Security Cameras
- **Product Dimensions:** 8.27 x 7.87 x 8.27 inches
- **Item Weight:** 4.09 pounds
- **Model Name:** SWIFI-CAMWPK5



8. WARRANTY AND SUPPORT














Swann products are covered by a manufacturer's warranty. For detailed warranty information, technical support, or to access additional resources, please visit the official Swann website (www.swann.com) or contact Swann customer support directly. Keep your purchase receipt as proof of purchase for warranty claims.



© 2023 Swann. All rights reserved. Information in this manual is subject to change without notice.

Related Documents - SWIFI-CAMWPK5

	<p>Swann Security App User Manual for Android Setup, Management & Troubleshooting</p> <p>This user manual provides comprehensive guidance for the Swann Security App on Android devices. Learn how to install, set up accounts, pair devices, manage cameras, configure settings, and troubleshoot common issues for your Swann security system.</p>
	<p>Swann Security App User Manual for Android</p> <p>Comprehensive user manual for the Swann Security App on Android, covering installation, account creation, device pairing, app interface navigation, and detailed settings for various Swann camera models.</p>

 <p>4K Wire-Free Security Camera Cámara de seguridad Xtream4K™ Cámara de sécurité Xtream4K™ Telecamera di sicurezza Xtream4K™ Xtream4K™ Überwachungskamera</p> <p>PDF 437.195.5  Get it on Google Play  Get it on the App Store  Get it on Amazon</p>	<p>Swann Xtream4K Security Camera: Quick Start Guide</p> <p>Get started with your Swann Xtream4K 4K Wire-Free Security Camera. This guide covers camera overview, charging, app download and setup, placement, and troubleshooting.</p>
 <p>SWANN SECURITY APP USER MANUAL for ANDROID</p> <p>English</p>	<p>Swann Security App User Manual for Android</p> <p>A comprehensive user manual for the Swann Security App on Android devices, guiding users through installation, account setup, device pairing, app navigation, device management, and troubleshooting for Swann security systems.</p>
 <p>4K Pan & Tilt Wireless Security Camera</p> <p>Quick Start Guide Cikla de instalacijs</p> <p>PDF 437.195.5  Get it on Google Play  Get it on the App Store  Get it on Amazon</p>	<p>Swann 4K Pan & Tilt Wireless Security Camera: Quick Start Guide</p> <p>Get started quickly with the Swann 4K Pan & Tilt Wireless Security Camera. This guide covers setup, charging, mounting, and basic troubleshooting for your wire-free security camera.</p>
 <p>Wire-Free Security Camera Cámara de seguridad sin cables Cámara de sécurité sans fil Telecamera di sicurezza senza cavi Kabellose Überwachungskamera</p> <p>PDF 437.195.5  Get it on Google Play  Get it on the App Store  Get it on Amazon</p>	<p>Swann Wire-Free Security Camera Quick Start Guide</p> <p>A quick start guide for the Swann Wire-Free Security Camera, covering camera overview, charging, app setup, and placement.</p>