

EMEET E7001

EMEET S600 4K Webcam User Manual

Model: E7001

INTRODUCTION

Thank you for choosing the EMEET S600 4K Webcam. This manual provides comprehensive instructions for setting up, operating, maintaining, and troubleshooting your webcam to ensure optimal performance. The EMEET S600 is designed for high-quality video communication and streaming, featuring 4K resolution, advanced autofocus, noise reduction, and a built-in privacy cover.



Image: Front view of the EMEET S600 4K Webcam, showcasing its sleek design and lens.

- Do not expose the device to water or excessive humidity.
- Avoid dropping or subjecting the device to strong impacts.
- Do not attempt to disassemble or repair the device yourself. Refer all servicing to qualified personnel.
- Use only the provided or recommended accessories.
- Keep the lens clean using a soft, dry cloth. Avoid abrasive cleaners.

PACKAGE CONTENTS

Please check the package for the following items:

- EMEET S600 4K Webcam
- USB Cable (integrated or separate, typically)
- User Manual (this document)

PRODUCT OVERVIEW

Familiarize yourself with the components of your EMEET S600 webcam:

1. **4K UHD Lens:** Captures high-resolution video.
2. **Built-in Privacy Cover:** Rotatable cover for physical privacy.
3. **Dual Noise Reduction Microphones:** For clear audio capture.
4. **Flexible Adjustable Clip:** For mounting on monitors, laptops, or tripods.
5. **USB Cable:** For connecting to your computer.

Flexible Adjustable Clip



Image: The EMEET S600 webcam demonstrating its flexible adjustable clip for various mounting positions.

SETUP

1. Connecting the Webcam

- Position the webcam on top of your monitor, laptop screen, or a tripod using the flexible clip. Ensure it is stable.
- Plug the USB cable from the webcam into an available USB port on your computer. The webcam is plug-and-play, meaning no additional drivers are typically required for basic functionality.



Image: Illustration showing the EMEET S600 webcam connected via USB to a laptop, highlighting its USB 3.0/2.0 compatibility.

2. Initial Configuration (Setting Resolution)

While the webcam is plug-and-play, the default resolution might be 1080P. To utilize the full 4K capabilities or adjust other settings, you may need to configure it through your computer's camera software or the EMEETLINK application.

1. After connecting the S600 webcam, launch the Camera software on your PC (e.g., Windows Camera app).
2. Access the settings within the camera application. Look for "Photo settings" or "Video settings."
3. Within these settings, you can change the resolution to 4K (3840x2160) at 30FPS, or 1080P/720P at 60FPS, as desired.

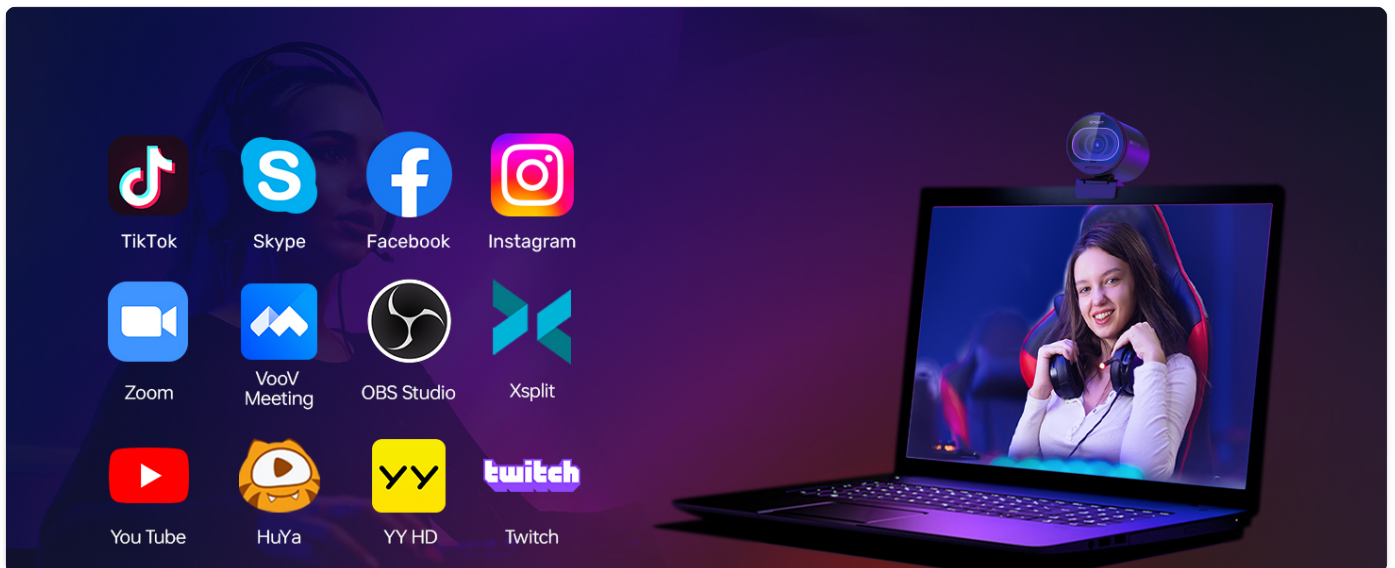


Image: Step-by-step guide on how to set the resolution to 4K using the computer's camera software.

OPERATING INSTRUCTIONS

Basic Usage

The EMEET S600 is compatible with most popular operating systems and video conferencing/streaming software. Simply select the EMEET S600 as your video and audio input device within your chosen application (e.g., Zoom, Skype, OBS Studio, YouTube, Twitch, Face Time).

Strong Compatibility



Image: The EMEET S600 webcam shown with various compatible software logos, including YouTube, Face Time, OBS, Zoom, XSplit, Skype, Twitch, and LINE.

Key Features and Adjustments

- **4K UHD Sensor:** Experience sharp, high-quality video. The webcam supports 4K and 1080P at 30FPS, or 1080P and 720P at 60FPS for smooth motion.

Webcam with UHD 4K Sensor

Born for Streaming



Image: Comparison showing the superior clarity of 4K 30FPS from the EMEET S600 versus standard 1080P 30FPS from another webcam.

- **TOF Autofocus:** The advanced Time-of-Flight autofocus system ensures fast and precise focusing, even when you move.

TOF Auto Focus

Never Miss a Moment with Precise Focus



Image: A user streaming, demonstrating the TOF autofocus keeping the subject clear and in focus.

- **Auto Light Balance:** The webcam automatically adjusts to balance shadows and highlights, providing clear images even in challenging lighting conditions.

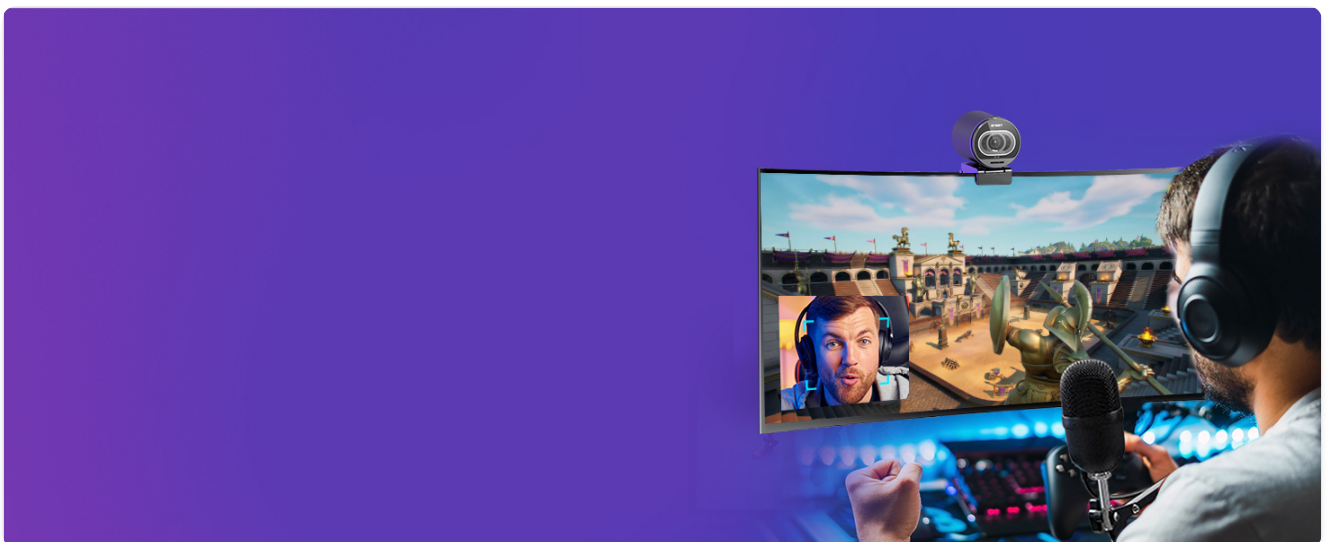


Image: Side-by-side comparison showing the improvement in image quality with auto light balance enabled, correcting overexposed

areas.

- **Adjustable FOV (Field of View):** Adjust the FOV from 65° to 88° to focus on yourself or include more of your background. This can be done via the EMEETLINK software.




Image: Screenshot of the EMEETLINK software interface showing the FOV adjustment slider and other video settings.

- **Noise Reduction Microphones:** The dual microphones utilize EMEET's algorithm to filter out background noise, ensuring your voice is clear. Noise reduction can be activated via the EMEETLINK app.

Built-in Noise-canceling Microphone

Dual Mics with Noise-canceling Algorithm




Image: Diagram showing the internal components of the webcam, highlighting the dual noise-canceling microphones and sound wave patterns.

- **Built-in Privacy Cover:** Rotate the integrated privacy cover to physically block the lens when the webcam is not in use, ensuring your privacy.

Protect Your Privacy

Built-in rotatable privacy cover



ON



OFF



Image: Visual representation of the rotatable privacy cover being turned ON and OFF, with an example of privacy protection.

EMEETLINK Software Customization

For advanced settings and customization, download and install the EMEETLINK software from the official EMEET website. This software allows you to:

- Adjust image parameters (brightness, contrast, saturation).
- Apply various filters.
- Fine-tune zoom and FOV settings.
- Activate noise reduction mode for microphones.

Customize with EMEETLINK

Adjust Parameters, Zoom, Filters...

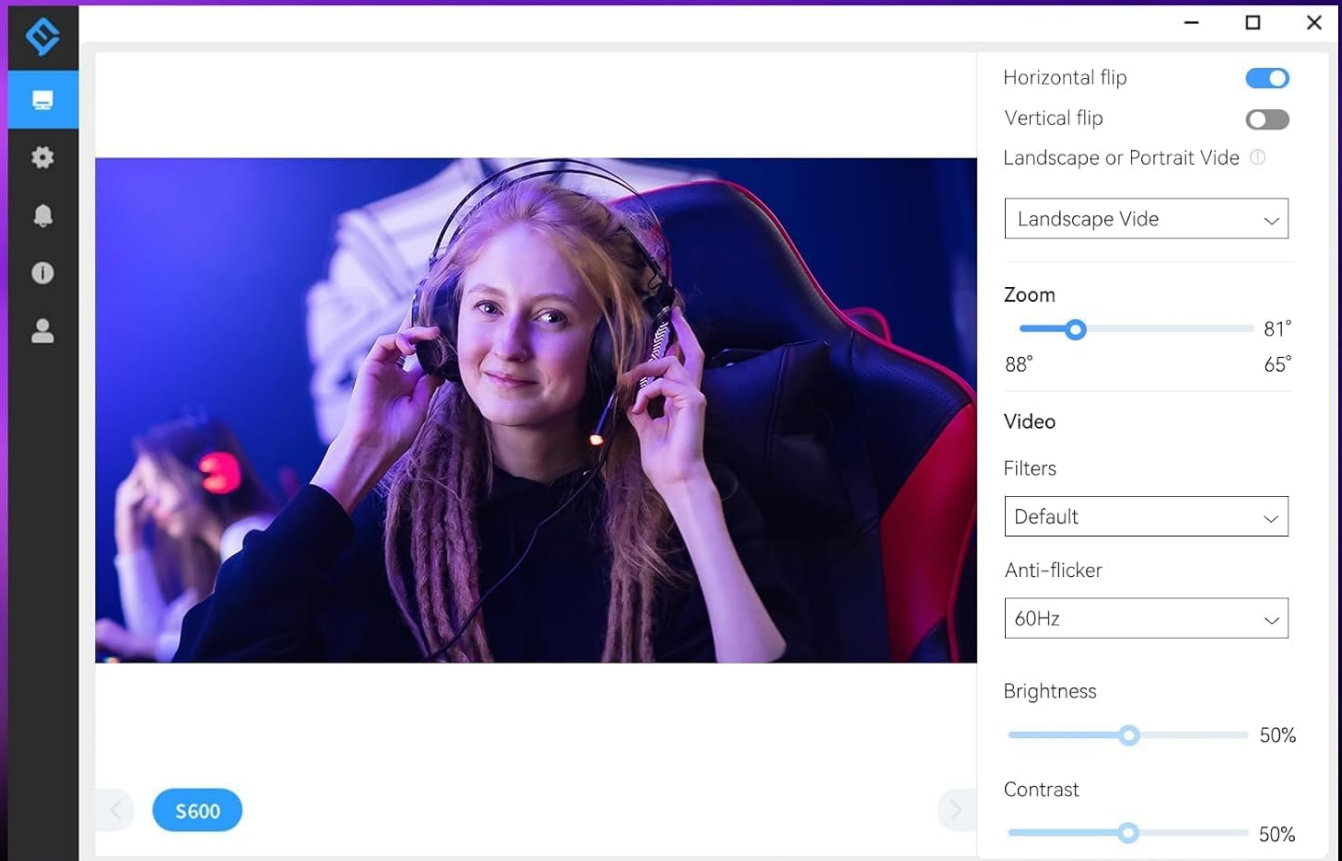


Image: Screenshot of the EMEETLINK software interface, showing options to adjust parameters, zoom, and apply filters.

MAINTENANCE

- **Cleaning:** Use a soft, lint-free cloth to gently wipe the webcam lens and body. Do not use liquid cleaners or aerosols directly on the device.
- **Storage:** When not in use, store the webcam in a cool, dry place, away from direct sunlight and extreme temperatures. Utilize the built-in privacy cover to protect the lens from dust and scratches.
- **Cable Care:** Avoid bending or crimping the USB cable excessively to prevent damage.

TROUBLESHOOTING

| Problem | Possible Solution |
|---------|-------------------|
|---------|-------------------|

| Problem | Possible Solution |
|------------------------------------|--|
| Webcam not detected. | <ul style="list-style-type: none">• Ensure the USB cable is securely connected to both the webcam and the computer.• Try a different USB port on your computer.• Restart your computer.• Check Device Manager (Windows) or System Information (macOS) to see if the webcam is listed. |
| No video output. | <ul style="list-style-type: none">• Make sure the built-in privacy cover is open.• Verify that the correct webcam is selected in your video conferencing/streaming software settings.• Check privacy settings in your operating system that might block camera access for applications. |
| Poor image quality (blurry, dark). | <ul style="list-style-type: none">• Ensure the lens is clean.• Check lighting conditions; ensure adequate lighting.• Adjust resolution settings in your camera software or EMEETLINK.• Verify autofocus is working correctly. |
| No audio or poor audio quality. | <ul style="list-style-type: none">• Ensure the EMEET S600 microphone is selected as the input device in your software settings.• Check microphone privacy settings in your operating system.• Activate noise reduction in EMEETLINK if background noise is an issue. |

SPECIFICATIONS

| Feature | Detail |
|-------------------------|---|
| Model Number | E7001 |
| Video Resolution | 4K (3840x2160) @ 30FPS, 1080P @ 60FPS, 720P @ 60FPS |
| Photo Sensor Technology | CMOS |
| Autofocus | TOF Autofocus |
| Field of View (FOV) | Adjustable 65° - 88° |
| Microphones | Dual Noise Reduction Mics |
| Connectivity | USB (Plug-and-Play) |
| Privacy Feature | Built-in Privacy Cover |
| Color | Midnight Black |

| Feature | Detail |
|---------------------|------------------------------------|
| Dimensions (Parcel) | 9.4 x 9.3 x 9.2 cm |
| Weight (Parcel) | 180 g |
| Manufacturer | Shenzhen eMeet technology Co.,Ltd. |

WARRANTY AND SUPPORT

EMEET is committed to providing excellent customer service and product support.

- **Warranty:** The EMEET S600 4K Webcam comes with a 2-year exclusive warranty. Please retain your proof of purchase for warranty claims.
- **Technical Support:** EMEET offers lifetime professional technical team support. For any technical issues or inquiries, please contact our support team.
- **Response Time:** We aim to reply to all inquiries within 24 hours.
- **Contact Information:** For support, please visit the official EMEET website or refer to the contact details provided with your product packaging.



Image: Visual representation of EMEET's support commitments: 24-hour reply, 2-year warranty, and lifetime technical support.