



Manuals.plus /

› **HOOBRO /**

› HOOBRO Corner Shelf and Corner Storage Cabinet Bundle, Industrial 5-Tier Wall Corner Bookshelf with Metal Frame, Freestanding Corner Bookshelf with Protective Fence, Corner Bookcase DW33CJ01-DW78CJ01

HOOBRO DW33CJ01-DW78CJ01

HOOBRO Corner Shelf and Corner Storage Cabinet Bundle User Manual

Models: DW33CJ01, DW78CJ01

INTRODUCTION

Thank you for choosing the HOOBRO Corner Shelf and Corner Storage Cabinet Bundle. This manual provides detailed instructions for the assembly, usage, and maintenance of your new furniture. Designed to maximize unused corner spaces, this bundle offers both open shelving for display and a closed cabinet for discreet storage, combining functionality with an industrial aesthetic.



Image: The HOOBRO Corner Shelf and Corner Storage Cabinet Bundle, showcasing both the open corner shelf and the corner cabinet with doors.

SAFETY INFORMATION

Please read and understand all safety instructions before assembly and use. Failure to follow these instructions may result in injury or damage to the product.

- Always assemble the product on a clean, flat, and stable surface to prevent scratching or damage.
- Ensure all screws and fasteners are securely tightened before use. Periodically check and re-tighten as needed.
- Do not overload the shelves. Refer to the specifications section for weight capacities.
- Utilize the included anti-tipping device to secure the unit to the wall, especially if children or pets are present. This prevents accidental tipping.
- Keep small parts and packaging materials away from children and pets to prevent choking hazards.
- Avoid placing hot items directly on the surface without protection.
- Do not climb on or stand on the unit.

PACKAGE CONTENTS

Before beginning assembly, verify that all parts listed below are present and undamaged. If any parts are missing or damaged, please contact HOOBRO customer support.

- Corner Shelf Panels (for both units)
- Metal Frame Components (support poles)
- Cabinet Panels and Doors (for the storage cabinet unit)
- Adjustable Feet
- Anti-Tipping Device
- Assembly Hardware (screws, connectors, etc.)
- Instruction Manual

SETUP AND ASSEMBLY

Assembly is designed to be quick and hassle-free. Follow the step-by-step instructions provided in the included detailed manual. The following general steps apply to both units:

1. **Unpack and Identify Parts:** Carefully unpack all components and lay them out on a soft, clean surface. Refer to the parts list in the separate assembly manual to identify each piece.
2. **Assemble Frame:** Connect the metal frame components according to the diagrams. The design allows for assembly without specialized tools.
3. **Attach Shelves:** Securely attach the corner shelf panels to the assembled frame. Ensure they are level and firmly in place.
4. **Assemble Cabinet (for DW78CJ01):** For the corner storage cabinet, assemble the cabinet base and side panels, then attach the doors. The internal shelf is adjustable.
5. **Install Adjustable Feet:** Screw the adjustable feet into the bottom of the unit legs. These can be adjusted to ensure stability on uneven floors.
6. **Secure with Anti-Tipping Device:** For safety, attach the anti-tipping device to the top rear of the unit and secure it to a wall stud using appropriate hardware. This is crucial for stability.



• 30cm/11.8" • 30cm/11.8" •

24,5cm
/9.6"

24,5cm
/9.6"

24,5cm
/9.6"

24,5cm
/9.6"

115cm
/45.3"

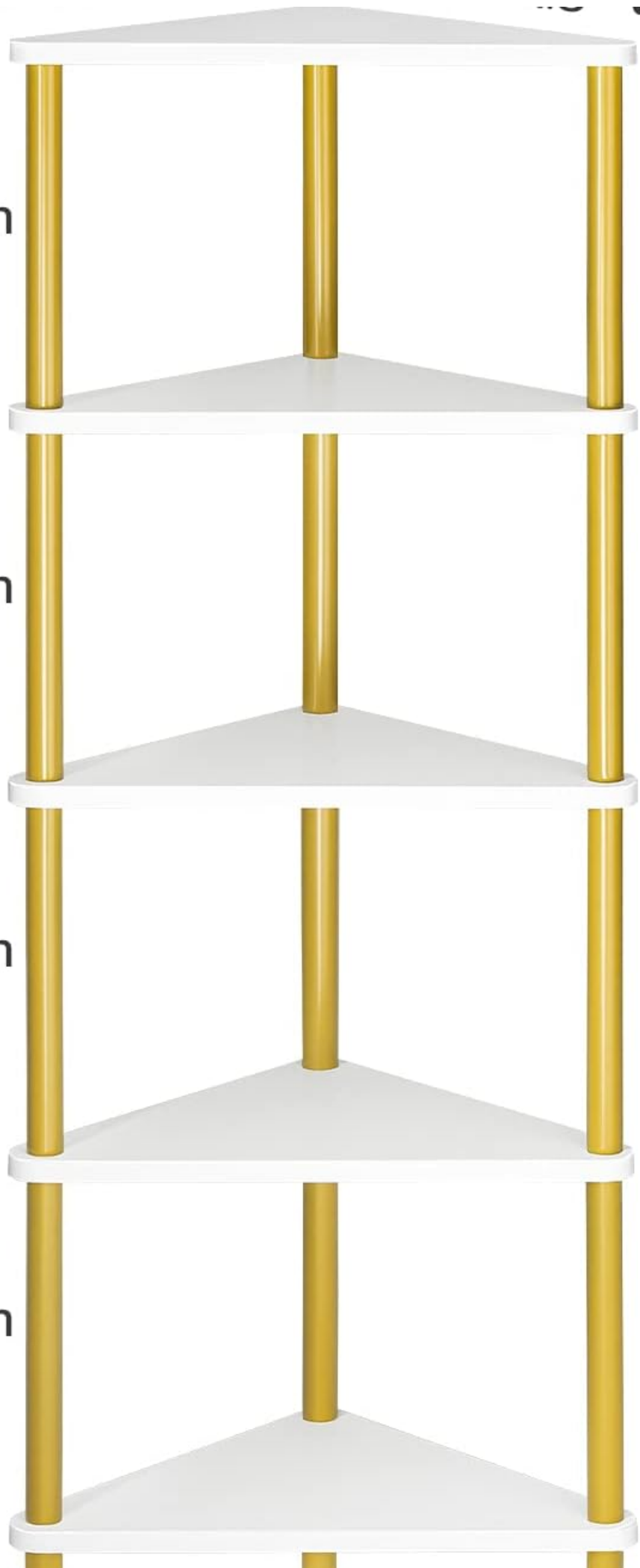




Image: Illustration of key user-friendly design features: an anti-tipping device for wall attachment, a "No Tools Required" icon indicating easy assembly, and adjustable feet for leveling the unit.

OPERATING AND USAGE

The HOOBRO Corner Shelf and Corner Storage Cabinet Bundle is designed to enhance your living space by providing versatile storage and display options.

- **Display Items:** Use the open shelves to display books, decorative items, photo frames, plants, and other personal belongings. The protective fences on each open shelf help prevent items from sliding off.
- **Hidden Storage:** The lower double-door cabinet (on model DW78CJ01) provides concealed storage for items you wish to keep out of sight. The internal shelf can be adjusted to accommodate items of various heights.
- **Space Maximization:** Position the units in unused corner spaces to maximize your room's storage potential. Their 90-degree right-angle design allows them to fit snugly into corners.



Image: The HOOBRO corner shelf (Model DW33CJ01) positioned in a living room, showcasing its use for displaying books, small sculptures, and a woven basket.

User-Friendly Design




Image: The HOOBRO corner storage cabinet (Model DW78CJ01) placed in a bedroom corner, demonstrating its utility for both open display and closed storage.



Image: A detailed view of the interior of the corner storage cabinet, highlighting the adjustable shelf that allows for flexible storage of items of different heights.

90-Degree Right Angle

Enables this ladder shelf to stand individually.

90°



Image: A close-up shot of a HOOBRO corner shelf, illustrating its precise 90-degree right-angle design, which enables it to fit perfectly into room corners.

Quality Panels

Selected particleboard with side fences for safer storage.



Image: A close-up view of a HOOBRO shelf panel, highlighting the quality particleboard construction and the integrated side fences designed to prevent items from sliding off.

MAINTENANCE

To ensure the longevity and appearance of your HOOBRO Corner Shelf and Corner Storage Cabinet Bundle, follow these simple maintenance guidelines:

- **Cleaning:** Wipe the surfaces with a dry, soft cloth. Avoid using harsh chemicals or abrasive cleaners, which can damage the finish.
- **Spills:** Immediately wipe up any spills with a dry cloth to prevent moisture damage.
- **Fasteners:** Periodically check all screws and connections to ensure they remain tight. Re-tighten if necessary to maintain stability.
- **Sunlight Exposure:** Avoid prolonged exposure to direct sunlight, which can cause fading or discoloration over time.

TROUBLESHOOTING

If you encounter any issues with your HOOBRO Corner Shelf and Corner Storage Cabinet Bundle, refer to the following common solutions:

- **Unit is Wobbly:**
 - Ensure all assembly screws are fully tightened.
 - Adjust the leveling feet at the bottom of the unit to compensate for uneven flooring.
 - Verify the anti-tipping device is securely installed to the wall.
- **Parts Don't Fit:**
 - Double-check the assembly instructions to ensure you are using the correct parts for each step and that they are oriented correctly.
 - Do not force parts together. If a part doesn't fit, re-examine the diagram.
- **Doors Not Aligning (DW78CJ01):**
 - Check the hinge alignment and adjust if necessary.
 - Ensure the cabinet frame is assembled squarely.

If the problem persists, please contact HOOBRO customer support for further assistance.

SPECIFICATIONS

Key specifications for the HOOBRO Corner Shelf and Corner Storage Cabinet Bundle:

General Specifications

| | |
|----------------------------------|---|
| Brand | HOOBRO |
| Room Type | Living Room, Bedroom, Office |
| Material | High-Quality Particleboard, Solid Metal Frame |
| Finish Type | Glossy (White) |
| Special Feature | Durable, Anti-Tipping Device, Adjustable Feet, Protective Side Fences |
| Product Care Instructions | Wipe with Dry Cloth |

Model: DW33CJ01 (Corner Shelf)

| | |
|---------------------------------------|--|
| Number of Shelves | 5 |
| Product Dimensions (L x W x H) | 11.8"D x 11.8"W x 45.3"H (30cm x 30cm x 115cm) |
| Shelf Spacing | Approx. 9.6" (24.5cm) between shelves |



Image: Detailed dimension diagram for the HOOBRO 5-tier corner shelf (Model DW33CJ01), showing its height of 45.3 inches (115 cm) and shelf depth/width of 11.8 inches (30 cm).

Model: DW78CJ01 (Corner Storage Cabinet)

| | |
|---------------------------------------|--|
| Number of Shelves | 5 (4 open, 1 adjustable inside cabinet) |
| Product Dimensions (L x W x H) | Approx. 15.1"D x 15.1"W x 70.4"H (38.5cm x 38.5cm x 179cm) |
| Cabinet Internal Dimensions | Adjustable shelf height: 11.2" (28.5cm) and 12" (30.5cm) |

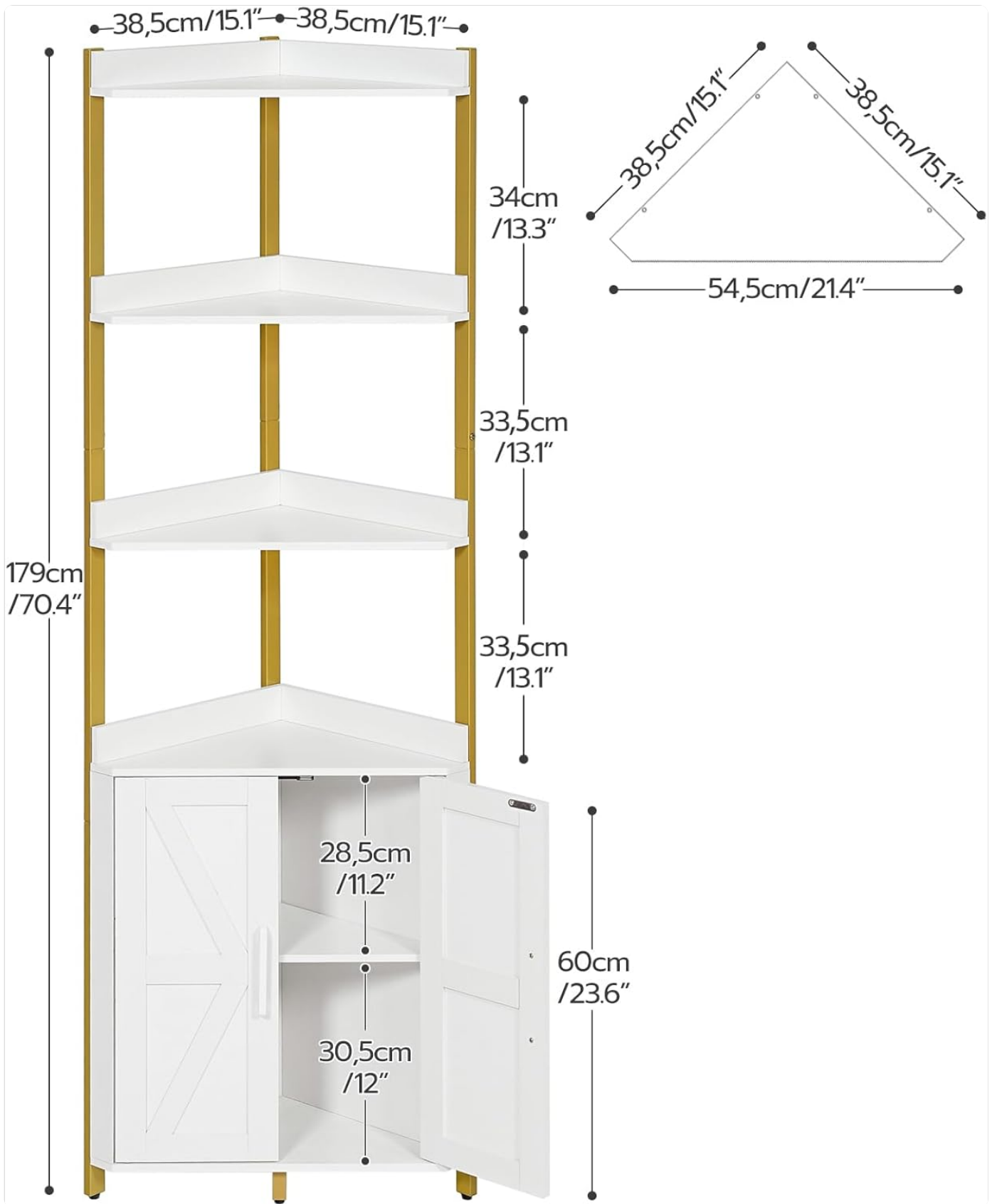


Image: Detailed dimension diagram for the HOOBRO corner storage cabinet (Model DW78CJ01), showing its height of 70.4 inches (179 cm) and shelf depth/width of 15.1 inches (38.5 cm), along with cabinet internal dimensions.

WARRANTY AND SUPPORT

HOOBRO is committed to providing high-quality products and excellent customer service. For specific warranty information, please refer to the documentation included with your purchase or visit the official HOOBRO website. If you have any questions, require assistance with assembly, or need to report missing/damaged parts, please contact HOOBRO customer support:

Website: Visit the HOOBRO Store on Amazon

Email: Refer to your purchase documentation for direct contact email.

Phone: Refer to your purchase documentation for direct contact phone number.

Please have your model number (DW33CJ01 or DW78CJ01) and purchase date ready when contacting support.