



Manuals.plus /

› Kwikset /

› Kwikset Powerbolt 240 5-Button Keypad Matte Black Contemporary Electronic Deadbolt Door Lock User Manual

## Kwikset 992400-011

# Kwikset Powerbolt 240 Electronic Deadbolt User Manual

Model: 992400-011 | Brand: Kwikset

## 1. PRODUCT OVERVIEW

The Kwikset Powerbolt 240 is a contemporary electronic deadbolt door lock designed for convenient keyless entry. This single cylinder deadbolt offers locking and unlocking via keypad or key from the outside, and a turn button from the inside. Its Matte Black finish provides a rich and warm complement to modern home aesthetics.



Image: Kwikset Powerbolt 240 Electronic Deadbolt in Matte Black.

### Key Features:

- **Convenient Keyless Entry:** Keypad entry simplifies access without keys.
- **Easy Code Management:** Supports up to 12 user codes, 2 one-time codes, and 1 programming code.
- **Auto Lock:** Customizable automatic locking after 30 sec, 1 min, 3 min, 5 min, or 10 min.
- **Intrusion Alert:** Alarm and keypad disablement after 3 incorrect code entries.
- **Easy Low Light Code Entry:** Bright LED lights illuminate the keypad.
- **Vacation Mode:** Temporarily disables the keypad for enhanced security.
- **One-Touch Locking:** Motorized deadbolt for quick locking.
- **12-Month Battery Life:** Extended battery performance (requires 4x AA alkaline batteries, not included).
- **Easy Install and BILT App:** Simple installation with a screwdriver, supported by BILT 3D interactive instructions.

## 2. WHAT'S IN THE BOX

Verify that all components are present before beginning installation.

## WHAT'S IN THE BOX



- Exterior Deadbolt
- Interior Deadbolt
- Adjustable Latch
- Strike
- Mounting Plate
- Installation Hardware
- 1 Kwikset Key
- Installation Guide




Image: All components included in the Kwikset Powerbolt 240 package.

- Exterior Deadbolt
- Interior Deadbolt
- Adjustable Latch
- Strike Plate
- Mounting Plate
- Installation Hardware (screws, etc.)
- 1 Kwikset Key
- Installation Guide

### 3. SETUP AND INSTALLATION

The Kwikset Powerbolt 240 is designed for easy installation, typically requiring only a screwdriver. For detailed, interactive guidance, utilize the BILT 3D interactive instructions which provide voice, text, and animation guidance.

### **Battery Installation:**

The lock requires 4 AA alkaline batteries (not included). Ensure fresh batteries are used for optimal performance and to achieve the advertised 12-month battery life.




Image: Icons representing 12-month battery life and screwdriver-only installation.

## **4. OPERATING INSTRUCTIONS**

### **Keyless Entry:**

Enter your personalized user code on the keypad, then press the lock button to unlock the deadbolt. This provides secure and simple access without the need for physical keys.



Image: A person demonstrating keyless entry using the keypad.

### **Easy Code Management:**

The lock allows customization of up to 12 permanent user codes and 2 one-time user codes. A dedicated programming code enables easy editing or deletion of these codes as needed.

## EASY CODE MANAGEMENT



12 user codes and 2 one-time user codes.



Image: Visual representation of the lock's capacity for 12 user codes and 2 one-time codes.

### Auto Lock Feature:

For added security and peace of mind, the deadbolt can be configured to automatically lock after a set period. You can customize this duration to 30 seconds, 1 minute, 3 minutes, 5 minutes, or 10 minutes.

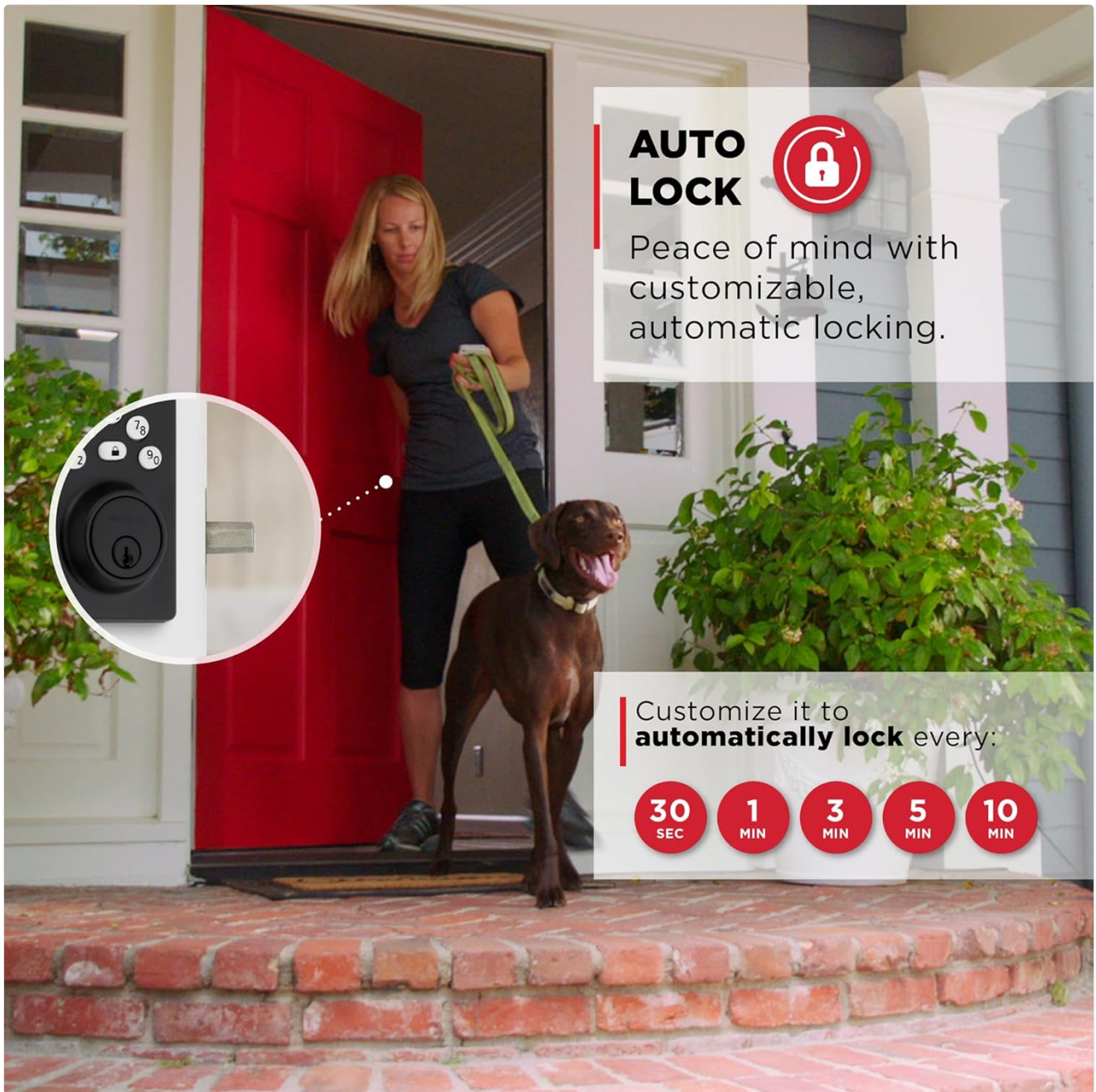


Image: A woman and her dog leaving a house, illustrating the auto-lock feature with customizable time settings.

### One-Touch Locking:

The motorized deadbolt allows for convenient one-touch locking. Simply press the lock button on the keypad to secure your door without needing a key or manual operation.



### **ONE-TOUCH LOCKING**

Motorized deadbolt allows you to conveniently lock your door with the touch of a button. No need to carry around keys or manually lock the door.

Image: A finger pressing the lock button on the keypad for one-touch locking.

### **Easy Low Light Code Entry:**

The keypad features bright LED lights that illuminate the buttons, making it easy to enter your user code even in low-light conditions. Simply tap the keypad to activate the lights.

## EASY LOW LIGHT CODE ENTRY

Bright LED light up keypad.



Image: The Kwikset Powerbolt 240 keypad with illuminated buttons at night.

### **Vacation Mode:**

When you are away, activate Vacation Mode to temporarily disable the keypad. This prevents unauthorized access and provides enhanced security while you are out of town.



### **VACATION MODE**

Activate Vacation Mode to temporarily disable the keypad, and feel safe knowing no one can operate your door lock when you're out of town.

Image: A couple walking in an airport, with an icon indicating the Vacation Mode feature.

## **5. MAINTENANCE**

### **Battery Replacement:**

The lock's battery life is approximately 12 months. When the batteries are low, the lock will provide an indicator. Replace all four AA alkaline batteries promptly to ensure continuous operation.

## **6. TROUBLESHOOTING**

### **Intrusion Alert:**

If three consecutive incorrect code entries are made, the lock will sound an alarm and disable the keypad for 1 minute. This security feature prevents tampering. Wait for the minute to pass before attempting to enter a code again.

## INTRUSION ALERT

3 wrong codes  
disable keypad  
and sound alarm.



Exceed 3 Incorrect  
User Code Attempts

FLASHES  
RED  
**x15**

SOUNDS BEEP  
**x15**

Image: Diagram illustrating the intrusion alert system with flashing lights and audible beeps.

### General Issues:


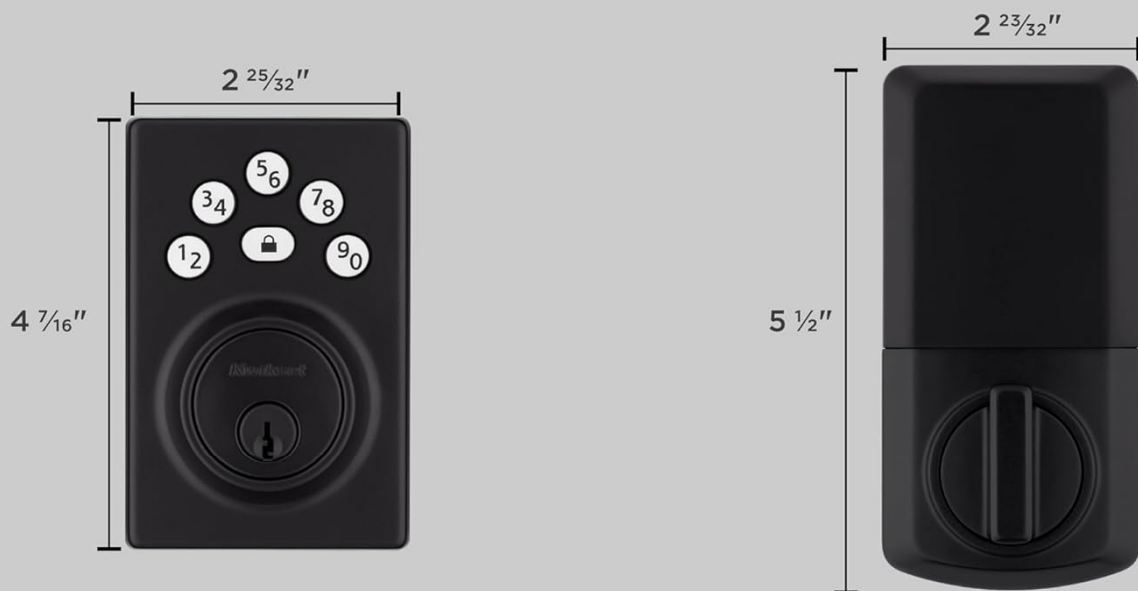
- If the lock is unresponsive, check battery levels and replace if necessary.
- Ensure the deadbolt is properly aligned with the strike plate.
- Refer to the included installation guide for specific programming and reset procedures.

## 7. SPECIFICATIONS

Attribute	Detail
Brand	Kwikset
Model Name	Powerbolt
Model Number	992400-011
Lock Type	Keypad
Color	Matte Black
Material	Alloy Steel, Plastic
Item Dimensions (L x W x H)	1.03 x 2.78 x 4.22 inches
Item Weight	1.63 pounds
Power Source	4 AA batteries (not included)
Recommended Uses	Entry Door, Garage Door, Shed Or Storage Door, Side Door

## DIMENSIONS

Kwikset®  
Powerbolt® 240



Adjustable Latch Backset  
2 <sup>3</sup>/<sub>8</sub>" to 2 <sup>3</sup>/<sub>4</sub>"

Image: Detailed dimensions of the Kwikset Powerbolt 240 electronic deadbolt.

## **8. WARRANTY AND SUPPORT**

Kwikset is a leading lock brand committed to homeowner security since 1946. For warranty information, product registration, or technical support, please visit the official Kwikset website or contact their customer service directly. The BILT app also provides interactive support for installation and setup.

For more information, visit the [Kwikset Store on Amazon](#).