

Soscana YMX15

Soscana Convertible Sectional Sofa (Model YMX15) User Manual

Dark Coffee Microfiber Fabric, 4-Seat L-Shaped Couch with Storage, Chaise, and Cup Holder

INTRODUCTION

Thank you for choosing the Soscana Convertible Sectional Sofa. This manual provides essential information for the safe assembly, operation, and maintenance of your new furniture. Please read these instructions carefully before beginning assembly and retain them for future reference.

IMPORTANT SAFETY INSTRUCTIONS

- Keep away from open flames or high heat sources to prevent fire hazards.
- Supervise children and pets to avoid entrapment risks, especially around moving parts and storage compartments.
- Always use the storage compartment with caution and ensure it is properly closed when not in use to prevent injury.
- Do not exceed the maximum weight limit of 1000 pounds (453 kg) for the entire sofa.
- Ensure all connections are secure after assembly and periodically check for tightness.

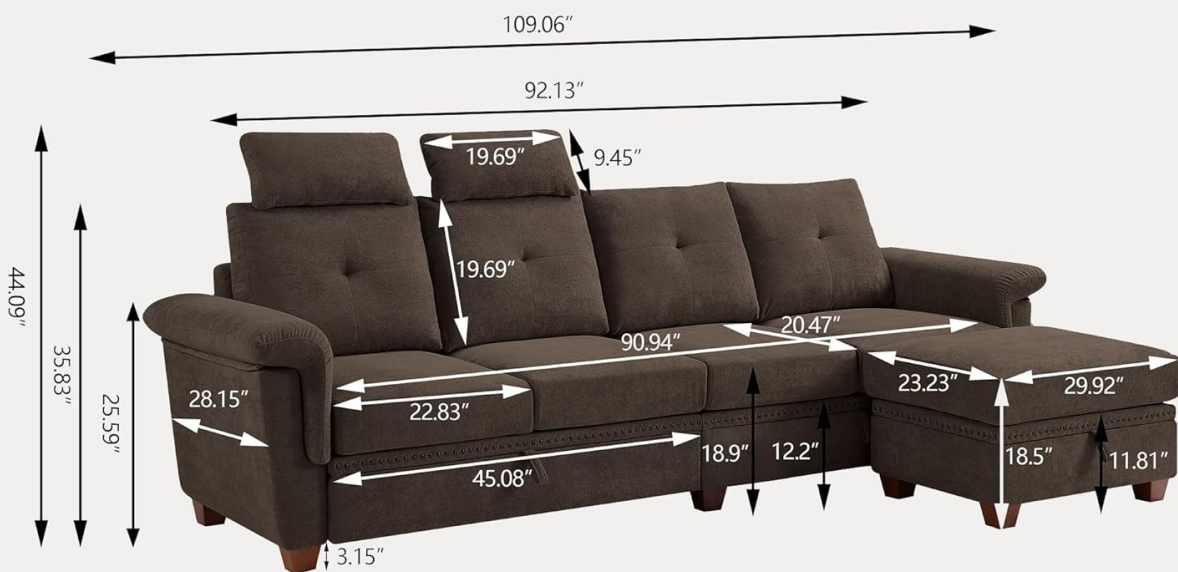
PACKAGE CONTENTS

Your Soscana Convertible Sectional Sofa is delivered in three separate boxes. Please verify that all components are present before beginning assembly.

- Sofa Sections (3 pieces)
- Ottoman (1 piece)
- Seat Cushions (5 pieces)
- Back Cushions (3 pieces)
- Removable Headrests (2 pieces)
- Sofa Legs (various pieces)
- Assembly Hardware (bolts, washers, Allen wrench)

PRODUCT DIMENSIONS


Overall Size: 43.7"D X 109"W X 44"H



Easy Assembly



Customer Service



Weight Capacity



Delivered in **3** Boxes

Image: Product dimensions and key features diagram.

ASSEMBLY GUIDE

Assembly is estimated to take less than 20 minutes with two people. All necessary tools are included.

- 1. Unpack Components:** Carefully remove all parts from the packaging. Lay them out on a clean, soft

surface to prevent scratches.

2. **Attach Legs:** Locate the sofa legs and attach them to the designated points on the bottom of each sofa section and the ottoman. Ensure they are securely tightened.
3. **Connect Sofa Sections:** Align the metal brackets on the sides of the sofa sections. Slide the sections together until they lock securely.
4. **Place Cushions:** Position the seat and back cushions onto the sofa frame. The cushions are designed for a snug fit.
5. **Insert Headrests:** The two removable headrests can be inserted into the slots on the backrests of the sofa sections as desired.
6. **Position Ottoman:** The ottoman can be placed on either the left or right side of the sofa to create a chaise lounge configuration.

Important Note:

Do not pull up the storage compartment forcefully, as this may damage the bracket mechanism. Always lift gently and evenly.

PRODUCT FEATURES AND OPERATION

Integrated Storage Compartments

The Soscana Sectional Sofa features spacious storage compartments located under each sofa seat and the ottoman. These compartments are ideal for storing blankets, pillows, magazines, and other items, helping to keep your living space tidy. The storage lids are equipped with a spring arm lift mechanism for easy and labor-saving access.



Image: Sectional sofa with spacious storage compartments.

Fold-Down Cup Holder

One of the backrests of the sofa includes a wooden cup table that can be folded down. This convenient feature allows you to place drinks or coffee securely while relaxing on the sofa.

PRODUCT SPECIAL FEATURES



High Headrest

2pcs Removable high headrests can be placed at any seat to bring a better sitting experience for different group of people



Cup Holders


2-in-1 flipped backrest, lifting up to get a 4-seater sectional sofa and pushing down to get a cup table or a center console

Image: Sofa with integrated cup holder and adjustable headrests.

Reversible Chaise / Movable Ottoman

The included ottoman is movable, allowing you to configure the L-shaped sectional to suit your room layout or personal preference. You can position the ottoman on either the left or right side of the sofa to create a reversible chaise lounge.

SECTIONAL SOFA WITH MOVABLE OTTOMAN



Move the ottoman to the left of right of sofa with personal needs



Image: Sectional sofa with movable ottoman demonstrating reversible chaise configuration.

Adjustable Headrests

The sofa comes with two removable high headrests that can be placed at any seat to provide additional neck and head support, enhancing comfort for different users.

MAINTENANCE AND CARE

- **Spot Clean:** For minor spills or stains, spot clean the microfiber fabric with a damp cloth. Use a mild soap solution if necessary, and blot dry. Avoid harsh chemicals.
- **Removable Covers:** The seat cushion covers are removable for easier maintenance. Follow care instructions on the label if available.
- **Regular Vacuuming:** Vacuum the sofa regularly using a soft brush attachment to remove dust and debris.

- **Avoid Direct Sunlight:** Prolonged exposure to direct sunlight can cause fabric fading. Position your sofa away from direct sunlight or use curtains/blinds.
- **Fluff Cushions:** Periodically fluff and rotate cushions to maintain their shape and even out wear.



Breathable Polyester Fabric

Soft Cushions

Skin-Friendly Material

COMFORTABLE MATERIAL FOR BETTER SITTING EXPERIENCE

Image: Detail of the sofa's comfortable microfiber fabric.

TROUBLESHOOTING

- **Cushions appear flat:** Upon unpacking, cushions may appear compressed. Allow 24-48 hours for the high-resilient foam and polyester fill to fully expand and regain their shape. Fluffing them manually can assist this process.
- **Storage compartment difficult to open/close:** Ensure no objects are obstructing the mechanism. Lift or lower the lid gently and evenly. Avoid forcing it, as this can damage the spring arm lift.
- **Sofa feels unstable:** Verify that all legs are securely attached and tightened. Ensure all sofa sections are properly connected via their brackets. If the backrest feels less sturdy, consider placing the sofa against a wall for added support.

- **Missing parts or damaged components:** If you encounter any missing parts or damaged components during assembly, please contact Soscana customer support immediately for assistance.

PRODUCT SPECIFICATIONS

Feature	Specification
Brand	Soscana
Model Name	YMX15
Color	Dark Coffee
Upholstery Fabric Type	Microfiber
Frame Material Type	Eucalyptus Wood
Product Dimensions (D x W x H)	31.1"D x 108.66"W x 28.94"H
Item Weight	250 Pounds (113.4 kg)
Weight Capacity Maximum	1000 Pounds (453 kg)
Seating Capacity	4
Seat Height	18.9 Inches (48 cm)
Seat Depth	20.47 Inches (52 cm)
Assembly Required	Yes (Recommended 2 people)
Additional Features	Cup Holder, Easy to Assemble, Reversible Chaise, Storage
UPC	653307372082

WARRANTY INFORMATION

The Soscana Convertible Sectional Sofa comes with a Limited Warranty. For specific details regarding coverage and duration, please refer to the warranty documentation included with your purchase or contact Soscana customer support.

CUSTOMER SUPPORT

Should you have any questions, concerns, or require assistance with your Soscana Convertible Sectional Sofa, please do not hesitate to contact Soscana customer support. Our team is available to help you with assembly, parts, or any other product-related inquiries.

Please visit the official Soscana website or refer to your purchase documentation for contact details.

© 2025 Soscana. All rights reserved.

Documents - Soscana – YMX15

no relevant documents