

Manuals+

[Q & A](#) | [Deep Search](#) | [Upload](#)

manuals.plus /

- › [Limmys](#) /
- › [Limmys Premium Neoprene Swim Vest Instruction Manual](#)

Limmys LIM00GS

Limmys Premium Neoprene Swim Vest

Model: LIM00GS

INTRODUCTION

Thank you for choosing the Limmys Premium Neoprene Swim Vest. This manual provides essential information for the safe and effective use, care, and maintenance of your swim vest. Designed for children, this buoyancy aid helps build confidence in the water while providing comfort and support. Please read all instructions carefully before use.




Image: Two children, a boy and a girl, happily wearing Limmys swim vests by the ocean, demonstrating the product in use.

SAFETY INFORMATION

WARNING: This is a buoyancy aid and not a life preserver. It will not protect against drowning. Constant adult supervision is required. Always remain within arm's reach of the child while they are wearing this vest in or near water.

- **Adult Supervision:** Never leave a child unattended while using this product.
- **Proper Fit:** Ensure the vest fits snugly and securely. Refer to the sizing guide to select the correct size for the child's weight and age. A vest that is too loose may ride up and not provide adequate support.
- **Inspection Before Use:** Before each use, inspect the vest for any signs of damage, tears, or wear. Do not use if

damaged.

- **Intended Use:** This vest is designed for recreational swimming and water play in calm, supervised waters. It is not intended for use in boating, watersports, or rough water conditions.
- **Adjustable Floats:** The vest features an adjustable 8-panel float system. While these can be removed to adjust buoyancy, always ensure sufficient buoyancy for the child's skill level and water conditions.
- **Storage:** Store in a cool, dry place away from direct sunlight and sharp objects to prevent damage.



Image: A boy and a girl wearing Limmys swim vests, standing confidently by the edge of a swimming pool, illustrating superior safety.

SETUP AND FITTING INSTRUCTIONS

Achieving the correct fit is crucial for comfort and safety. Follow these steps to ensure the vest is properly worn:

1. **Choose the Correct Size:** Refer to the size chart below. If the child is between sizes, it is generally recommended to size up for comfort and growth.
2. **Don the Vest:** Unzip the front of the vest completely. Have the child step into the vest or put it on like a jacket.
3. **Secure the Zipper:** Zip up the front of the vest fully. Ensure the zipper is smooth and does not snag.
4. **Fasten the Crotch Strap:** Locate the adjustable under-crotch strap. Pass it between the child's legs and secure the buckle. Adjust the strap to be snug but not uncomfortably tight. This strap prevents the vest from riding up.
5. **Check Fit:** The vest should fit snugly around the child's torso without being restrictive. There should be no excessive gaps around the arms or neck. The child should be able to move their arms and legs freely.
6. **Adjustable Float System (if applicable):** The Limmys swim vest features 8 removable foam panels. For beginners, use all panels. As the child gains confidence and swimming ability, you may gradually remove panels to reduce buoyancy and encourage independent swimming. Always remove panels symmetrically (e.g., one from each side) to maintain balance.

Sizing Guide



Finally Something That Works for Both Kids

I have two very different swimmers – one fearless and one still nervous. The Limmys vest works beautifully for both. It keeps them safe without limiting their movement, and the size guide helped us get the perfect fit. It's lightweight, dries fast, and most importantly: they LOVE it. Worth every penny.

Image: Three Limmys swim vests in different sizes (Small, Medium, Large) with recommended age ranges (1-2 years, 2-5 years, 5-9 years), illustrating the range of sizes available.



Total Peace of Mind

As a mom, I always have a bit of anxiety near water, but this vest has changed everything. My toddler wears it with zero fuss, and I feel confident knowing he's protected. It fits snugly, stays in place, and gives me peace of mind every time we're near the water. This is hands-down one of the best purchases we've made for summer.

Image: A boy (Mike, Size M) and a girl (Julia, Size M) wearing Limmys swim vests, with their weight, height, and chest size provided as examples for fitting.

1MILLION+
HAPPY
SWIMMERS
& GROWING

SHOP LIMMYS COLLECTION

★★★★★
**OVER 27K
5-STAR
REVIEWS**
★★★★★

Image: A girl (Mila, Size L) wearing a Limmys swim vest, with her weight, height, and chest size provided as an example for fitting.

OPERATING INSTRUCTIONS (USAGE)

Once the Limmys swim vest is properly fitted, the child is ready to enjoy the water. The ergonomic design allows for full range of motion, enabling natural swimming movements.

- **Water Entry:** Guide the child into the water. The vest will provide immediate buoyancy.
- **Encourage Movement:** Allow the child to kick and paddle naturally. The vest supports their body in a horizontal swimming position.
- **Progressive Learning:** As the child's confidence and swimming skills improve, you can adjust the buoyancy by carefully removing foam panels. This allows for a gradual transition to independent swimming. Always supervise closely during this process.
- **Visibility:** The bright, bold colors of the Limmys vest enhance visibility in the water, making it easier to keep track of your child.



Image: A girl wearing a pink Limmys swim vest, with callouts highlighting features like adjustable float system, double-buckle security, and ergonomic crotch strap.



Image: A boy wearing a blue Limmys swim vest, with callouts highlighting features like innovative design, smooth zipper, and UV-protection neoprene.

MAINTENANCE

Proper care will extend the life of your Limmys swim vest and maintain its performance.

- **Rinsing:** After each use, rinse the vest thoroughly with fresh, cool water. This removes chlorine, salt, and sand, which can degrade the material over time.
- **Cleaning:** If necessary, gently hand wash with a mild soap or detergent. Do not use harsh chemicals, bleach, or abrasive cleaners.
- **Drying:** Air dry the vest completely before storing. Hang it in a well-ventilated area, away from direct sunlight or heat sources. Do not tumble dry or iron.
- **Storage:** Store the dry vest in a cool, dry place. Avoid folding or creasing the foam panels excessively. The vest comes with a drawstring bag for convenient storage.
- **Inspection:** Regularly inspect the vest for any signs of wear, tear, loose stitching, or damage to the zipper or straps. Address any issues promptly.



DRAWSTRING BAG INCLUDED
Comes with a stylish drawstring bag – perfect for storing the vest and keeping things organised after every swim

BUILT FOR SAFETY DESIGNED FOR COMFORT

Image: Blue and pink Limmys swim vests displayed alongside their respective drawstring bags, illustrating the included storage solution.

TROUBLESHOOTING

If you encounter any issues with your Limmys swim vest, consider the following common solutions:

Problem	Possible Cause	Solution
Vest rides up on child.	Crotch strap is too loose or not fastened. Vest is too large.	Ensure the crotch strap is securely fastened and adjusted snugly. Verify the vest size against the child's measurements; consider a smaller size if it's consistently too loose.
Child feels uncomfortable or restricted.	Vest is too tight. Crotch strap is too tight.	Ensure the vest is not overly tight. Adjust the crotch strap to be snug but comfortable. If discomfort persists, the vest might be too small; consider sizing up.
Vest provides too much or too little buoyancy.	Incorrect number of foam panels.	Adjust the number of removable foam panels to suit the child's buoyancy needs and swimming ability. Add panels for more buoyancy, remove for less. Always ensure symmetrical removal.
Zipper is difficult to operate.	Salt, sand, or debris in zipper teeth.	Rinse the zipper thoroughly with fresh water. Ensure it is clean and dry. Apply a small amount of zipper lubricant if needed.

If you experience issues not listed here or require further assistance, please contact Limmys customer support.

SPECIFICATIONS

Feature	Detail
Model Name	Various
Model Number	LIM00GS
Brand	Limmys
Material	Neoprene
Color (Example)	Royal Blue (available in various colors)
Age Range (Description)	Child
Weight Limit	50 Kilograms
Personal Flotation Device Type	Buoyancy Aid
Special Feature	Durable, Adjustable Float System, Under-crotch strap
Manufacturer	SL2 Group Ltd
Item Dimensions (LxWxH)	16.5 x 14.96 x 0.01 inches (approximate, varies by size)
First Available Date	January 15, 2020


WARRANTY AND SUPPORT



Limmys products are designed and manufactured to high standards of quality and performance. While specific warranty details may vary, Limmys is committed to customer satisfaction.

- **Product Quality:** This swim vest is built from premium, UV-resistant neoprene for durability and comfort.
- **Customer Support:** For any questions, concerns, or support needs regarding your Limmys swim vest, please visit the official Limmys store or contact their customer service directly.
- **Online Store:** You can find more information and products at the [Limmys Official Store on Amazon](#).

© 2024 Limmys. All rights reserved.
Please retain this manual for future reference.

Related Documents - LIM00GS

	<p>Limmys Magnetic Building Blocks - Enhance Development and Creativity</p> <p>Discover Limmys Magnetic Building Blocks, a 42-piece STEM toy designed to enhance children's development and creativity. This play book provides ideas and inspiration for building various structures, promoting critical thinking, curiosity, and sensory skills.</p>
---	--

	<p>Comprehensive Product Catalog: Sports, Fitness, and Outdoor Gear</p> <p>An extensive catalog featuring a wide range of sports, fitness, outdoor, and lifestyle products. This list includes smartwatches, fitness trackers, apparel, camping equipment, accessories, and more, with detailed descriptions and unit retail prices.</p>
	<p>Black Forest Deals - Sports, Outdoor & Electronics Product Catalog</p> <p>Browse a wide selection of sporting goods, outdoor equipment, electronics, and accessories from Black Forest Deals. Featuring brands like Hövding, Nitro, Bryton, Suunto, Polar, and more.</p>