

Hot Wheels HYT07

Hot Wheels Monster Trucks Charge & Chase Challenge Track Set Instruction Manual

Model: HYT07

INTRODUCTION

Welcome to the Hot Wheels Monster Trucks Charge & Chase Challenge! This track set provides an exciting head-to-head race between the oversized Skelesaurus and the 1:64 scale Bone Shaker. Experience dynamic outcomes as the vehicles speed down a hill, through a massive loop, and face off in a thrilling challenge. This manual provides essential information for setup, operation, and maintenance of your track set.

SAFETY INFORMATION

Warning: Small parts may be generated. Keep small parts away from children's mouths to prevent choking hazards.

WHAT'S IN THE BOX

- 1 Hot Wheels Monster Trucks Race and Chase Challenge playset
- 1:24 scale Skelesaurus Monster Truck
- 1:64 scale Bone Shaker Monster Truck
- 2 crushed cars



Image: All components included in the Hot Wheels Monster Trucks Charge & Chase Challenge Track Set.

SETUP INSTRUCTIONS

1. **Unpack Components:** Carefully remove all track pieces, vehicles, and accessories from the packaging.
2. **Assemble Track Base:** Connect the various track sections to form the complete Charge & Chase Challenge layout as shown in the diagram. Ensure all connections are secure.
3. **Attach Launch Ramp:** Securely attach the orange launch ramp section to the starting point of the track.
4. **Position Loop Mechanism:** Place the yellow loop mechanism at the end of the track. Ensure it is stable and the internal components are correctly aligned.
5. **Place Crushed Cars:** Insert the two crushed cars into the designated slots on the track for added demolition action.
6. **Prepare Vehicles:** Place the oversized Skelesaurus Monster Truck on the elevated starting platform and the 1:64 scale Bone Shaker Monster Truck on the adjacent launch track.




Image: A child setting up the track, demonstrating the assembly process.



Image: The track set fully assembled with the Skelesaurus and Bone Shaker trucks ready at the starting line.

OPERATING INSTRUCTIONS

1. **Initiate Launch:** Press the power switch located at the starting platform to release both vehicles simultaneously.
2. **Observe the Race:** Watch as the Skelesaurus and Bone Shaker race down the hill towards the massive loop.
3. **Dynamic Outcomes:** A randomizer within the loop mechanism determines the race outcome:
 - **Bone Shaker Escapes:** The Bone Shaker successfully navigates the loop and continues to safety.
 - **Skelesaurus Traps:** The Skelesaurus catches the Bone Shaker, trapping it within the loop and knocking it over.
4. **Reset for Next Race:** After each race, reset the loop mechanism and reposition the vehicles and crushed cars to begin a new challenge.




***SFRECCIA PER FUGGIRE
DALLO SKELESAURUS!***

Image: The oversized Skelesaurus Monster Truck being launched from the starting platform.



**BONE
SHAKER™**



SKELESAURUS™

INSEGUIMENTI E SCONTRI EPICI

Image: The Bone Shaker Monster Truck successfully navigating the loop, indicating a win.



Image: The Skelesaurus Monster Truck trapping the Bone Shaker within the loop, demonstrating an alternative race outcome.

Official Product Demonstration Video

Your browser does not support the video tag.

Video: A demonstration of the Hot Wheels Monster Trucks Track Set in action, showing the launch and race outcomes.

MAINTENANCE

- **Cleaning:** Wipe down track pieces and vehicles with a damp cloth as needed. Avoid harsh chemicals.
- **Storage:** For optimal longevity, store the track set and vehicles in a cool, dry place away from direct sunlight. The track is designed for easy storage.

TROUBLESHOOTING

- **Vehicles not launching correctly:** Ensure the vehicles are properly seated on the starting platforms and the launch mechanism is fully reset before pressing the switch.
- **Vehicles getting stuck in the loop:** Check for any obstructions in the loop mechanism. Ensure the track pieces leading into and out of the loop are securely connected and aligned.
- **Track pieces not connecting:** Verify that all connectors are clean and free from debris. Apply gentle, even pressure to snap pieces together.

SPECIFICATIONS

Feature	Detail
Product Dimensions	7.77 x 46 x 11.5 inches
Item Weight	4.23 pounds
Item Model Number	HYT07
Manufacturer Recommended Age	4 years and up
Release Date	June 1, 2024
Manufacturer	Mattel



INCLUDE 2 TRUCK E PISTA!



Image: Diagram illustrating the dimensions of the Hot Wheels Monster Trucks track set.





WARRANTY AND SUPPORT

For warranty information or product support, please refer to the manufacturer's official website or contact their customer service department. Keep your proof of purchase for any warranty claims.

Manufacturer: [Mattel](#)

Related Documents - HYT07

	<p>Hot Wheels Monster Trucks Sharks vs Dinos Track Set - Assembly and Play Instructions</p> <p>Detailed assembly and play instructions for the Hot Wheels Monster Trucks Sharks vs Dinos Track Set. Learn how to build the track, launch your monster trucks, and conquer the dragon. Includes setup, play modes, and important notes.</p>
	<p>Hot Wheels Monster Trucks Scorpion Sting Raceway Playset: Assembly and Play Instructions</p> <p>Official assembly and play instructions for the Hot Wheels Monster Trucks Scorpion Sting Raceway playset. Learn how to build the track, install batteries, and play with the monster truck and scorpion features. Includes troubleshooting tips.</p>

 <p>#JBX64 Hot Wheels Monster Trucks LOOP-AND-FLIP TROPHY CHALLENGE™ Playset (EAN: 0104735 26634 0) (4Y+)</p> <p>WARNING: CHOKING HAZARD - Small parts. Not for children under 3 years.</p> <p>WARNING: Not for use as a toy. For use only as a display.</p>	<p>Hot Wheels Monster Trucks Loop-And-Flip Trophy Challenge Playset - Safety Information</p> <p>Official safety and assembly instructions for the Hot Wheels Monster Trucks Loop-And-Flip Trophy Challenge Playset (#JBX64). Adult assembly required. Not suitable for children under 36 months. Learn more at service.mattel.com.</p>
	<p>Hot Wheels Monster Trucks Track Set: Assembly and Play Instructions</p> <p>Comprehensive guide to assembling and playing with the Hot Wheels Monster Trucks track set. Includes step-by-step instructions, parts list, battery installation, play modes, and important safety warnings.</p>
	<p>Hot Wheels Workshop Spiral Stack-Up Starter Set Assembly and Play Instructions</p> <p>Detailed instructions for assembling and playing with the Hot Wheels Workshop Spiral Stack-Up Starter Set. Includes tips for performance and building multiple layouts.</p>
	<p>Hot Wheels Track Builder Total Turbo Takeover Track Set Instructions</p> <p>Comprehensive guide for assembling and playing with the Hot Wheels Track Builder Total Turbo Takeover Track Set, including battery installation, track configurations, and performance tips.</p>