

Manuals+

[Q & A](#) | [Deep Search](#) | [Upload](#)

[manuals.plus](#) /

- › [Osprey](#) /
- › [Osprey Aether Pro 75L Men's Backpacking Backpack Instruction Manual](#)

Osprey 10005841

Osprey Aether Pro 75L Men's Backpacking Backpack Instruction Manual

Model: 10005841

INTRODUCTION

The Osprey Aether Pro 75L is engineered for experienced backpackers, guides, mountaineers, and adventurers who demand advanced fabrics, features, comfort, and durability. This manual provides comprehensive instructions for setting up, operating, maintaining, and troubleshooting your Aether Pro 75L backpack, ensuring optimal performance for your extended backcountry adventures, winter camping, or climbing objectives.

Its heavy-duty, customizable suspension system in a lighter package allows for agility under heavy loads. The Aether Pro 75L is a certified bluesign product, reflecting a commitment to sustainable manufacturing practices.

PRODUCT OVERVIEW





Front view of the Osprey Aether Pro 75L Backpack in Silver Lining color. This image highlights the overall design and external compression straps.



Back view of the Osprey Aether Pro 75L Backpack, showcasing the AirScape backpanel and shoulder straps.

Key Features:

- **Maximum Carry, Minimal Weight:** Combines a capable load-bearing suspension with a strippable bag design to reduce pack weight without compromising comfort or heavy-weight capability.
- **Up-Spec'd Suspension:** Heavy-duty, fully customizable backpacking suspension system for lightweight, streamlined performance.
- **Pro-Worthy Durability:** Constructed with technical NanoFly™ fabric, reinforced with triple-grid UHMWPE ripstop for outstanding strength.
- **Customizable Carry:** Versatile design with strippable components including toplid, hipbelt pockets, and side compression straps.
- **Bluesign Product:** Certified for sustainable manufacturing.

SETUP AND FITTING

Proper fitting of your Osprey Aether Pro 75L backpack is crucial for comfort and load stability. Follow these steps to adjust your pack.

1. Torso Length Adjustment:

The AirScape frame sheet maintains comfortable back contact with ventilated airflow channels and superior stability. The webbing length adjusters on the torso allow for easy and secure fit adjustments.

Aether™ Sizing

SIZE	S/M	L/XL	S/M EF	L/XL EF
TORSO LENGTH RANGE	17-20.5 in 43-52 cm	19.5-23 in 49.5-58 cm	17-20.5 in 43-52 cm	19.5-23 in 49.5-58 cm
HIPBELT MAX	50 in 127 cm	50 in 127 cm	70 in 178 cm	70 in 178 cm



Refer to the Aether Sizing Chart to determine the appropriate size for your torso length and hipbelt maximum.





Back view of a man wearing the Osprey Aether Pro 75L backpack, demonstrating proper fit.





Side view of a man wearing the Osprey Aether Pro 75L backpack, showing the profile and fit.





Front view of a man wearing the Osprey Aether Pro 75L backpack, illustrating the shoulder strap and hipbelt positioning.

2. Shoulder Strap Adjustment:

The custom Fit-on-the-Fly shoulder straps allow for precise shoulder wrap. The spacer mesh fabric provides a cool, comfortable contact surface.



A user adjusting the sternum strap for a secure fit across the chest.

3. Hipbelt Adjustment:

The length and angle of the Fit-on-the-Fly hipbelt can be adjusted, offering a precise fit for varying waist sizes. The cross-body ErgoPull design secures the weight into the lumbar, ensuring stable load carry when tightened.



A user adjusting the hipbelt to distribute weight effectively to the hips.

For a visual guide on fitting and features, please watch the official product video:

Your browser does not support the video tag.

Official Osprey Aether & Ariel Pro S'24 Product Overview Video. This video demonstrates the key features and fitting adjustments of the

OPERATING FEATURES

Access and Storage:

- **Removable Top Lid with FlapJacket Cover:** The top lid can be removed for weight savings or when carrying oversized items. The integrated FlapJacket cover provides protection for the main compartment when the lid is removed.
- **Full-Length Vertical Side Zipper:** Provides convenient access to the main compartment, allowing you to retrieve items without unpacking the entire bag.
- **Dual Removable Hipbelt Pockets:** Ideal for storing small, frequently accessed items like snacks, phone, or GPS. These pockets can be removed to further reduce pack weight.
- **Internal Reservoir Sleeve:** Designed to hold a hydration reservoir (not included), ensuring easy access to water during your activities.

External Attachments:

- **Dual Removable Side Compression Straps:** Used to stabilize the load and compress the pack when it's not full. These can be removed if not needed.
- **Dual Front Compression Straps with StraitJacket Compression:** Further secure the load and allow for external attachment of gear.
- **Stow-on-the-Go Trekking Pole Attachment:** Allows for quick and easy attachment and removal of trekking poles without taking off your pack.



Demonstration of attaching trekking poles using the Stow-on-the-Go system.

- **Removable Dual Ice Tool Loops with Upper Cord Attachments:** Securely carry ice axes or other technical tools.
- **Removable Sleeping Pad Straps:** Located at the bottom of the pack for external attachment of a sleeping pad or other bulky gear.



A sleeping pad securely attached to the bottom of the backpack using the dedicated straps.

MAINTENANCE

To ensure the longevity and performance of your Osprey Aether Pro 75L backpack, follow these maintenance guidelines:

- **Cleaning:** Hand wash with mild soap and cold water. Do not use bleach or harsh detergents. Air dry thoroughly away from direct sunlight.
- **Storage:** Store your backpack in a cool, dry place away from direct sunlight and extreme temperatures. Ensure it is completely dry before storing to prevent mildew.
- **Fabric Care:** The pack is treated with DWR (Durable Water Repellent) made without PFAS. Over time, the DWR treatment may wear off. You can reapply a DWR spray designed for outdoor gear to maintain water resistance.
- **Zippers and Buckles:** Periodically check all zippers and buckles for smooth operation. Clean zippers with a small brush if they become gritty. Lubricate with a silicone-based spray if needed.

TROUBLESHOOTING

Here are solutions to common issues you might encounter with your backpack:

- **Discomfort/Poor Fit:**
 - Re-evaluate torso length adjustment using the webbing adjusters.
 - Ensure shoulder straps are properly wrapped and adjusted.
 - Tighten the Fit-on-the-Fly hipbelt using the ErgoPull design to transfer weight to your hips.
 - Distribute load evenly inside the pack, placing heavier items closer to your back and between your shoulder blades.
- **Squeaking Noises:**
 - Check for loose buckles or straps and tighten them.
 - Ensure the frame sheet is properly seated within its sleeve.
- **Zippers Sticking:**
 - Clean any dirt or debris from the zipper teeth.
 - Apply a small amount of zipper lubricant (e.g., silicone spray or zipper wax) to the teeth.
- **Reduced Water Repellency:**
 - Clean the pack as per maintenance instructions.
 - Apply a DWR re-treatment spray suitable for outdoor fabrics.

SPECIFICATIONS

Feature	Detail
Brand	Osprey
Model Name	Aether Pro 75L
Model Number	10005841
Capacity	75 Liters
Item Weight	4.87 pounds (approx. 2.21 kg)

Feature	Detail
Product Dimensions	15 x 15.7 x 31.5 inches (approx. 38.1 x 39.9 x 80 cm)
Material (Main Body)	NanoFly™ fabric (bluesign approved)
Material (Bottom)	100% Recycled High Tenacity Nylon
Water Repellency	DWR treatment (without PFAS)
Suspension System	LightWire peripheral frame, AirScape frame sheet, Fit-on-the-Fly shoulder straps & hipbelt

WARRANTY AND SUPPORT

Osprey stands behind the quality and durability of its products. The Aether Pro 75L is covered by the **Osprey All Mighty Guarantee**.

Osprey All Mighty Guarantee:

Osprey is committed to ensuring its products withstand the test of time. If your product has any damage, whether it's a torn piece of fabric, a worn-out buckle, or a broken zipper, Osprey will repair or replace it at no cost. This guarantee covers any reason, any product, any era.













For more details on the warranty or to initiate a repair/replacement, please visit the official Osprey website or contact their customer support directly. You can find more information at osprey.com/guarantee.

SUSTAINABLE DESIGN

The Osprey Aether Pro 75L is designed with sustainability in mind, featuring:

- **Bluesign Approved Fabrics:** Ensures that the materials used are manufactured with responsible use of resources and the lowest possible impact on people and the environment.
- **Recycled Materials:** The bottom fabric is made from 100% recycled high tenacity nylon, contributing to reduced waste and resource consumption.
- **PFAS-Free DWR:** The durable water repellent treatment is free from per- and polyfluoroalkyl substances, which are harmful to the environment.

Osprey's holistic approach to sustainability uses high-quality materials to lower environmental impact, promote safe chemical processes, and care for people in their supply chain.

<div><div>AETHER™ ARIEL</div><div><p>Illustrations to the left of the page illustrate the variety of the product line. Available in a variety of colors and sizes. Please refer to the owner's manual for information on product features, use, maintenance, and warranty.</p></div><div><div>OWNER'S MANUAL</div><div></div></div></div>	<p>Osprey Aether & Ariel Backpacks Owner's Manual: Features, Sizing, and Fit Guide</p> <p>Comprehensive owner's manual for Osprey Aether and Ariel backpacking packs. Covers features, detailed sizing and fit instructions, adjustments, and care. Includes specifications for Aether 65, Aether 55, Ariel 65, and Ariel 55 models.</p>
<div><div>AETHER™ ARIEL</div><div><p>Illustrations to the left of the page illustrate the variety of the product line. Available in a variety of colors and sizes. Please refer to the owner's manual for information on product features, use, maintenance, and warranty.</p></div><div><div>OWNER'S MANUAL</div><div></div></div></div>	<p>Osprey Aether & Ariel Backpacks: Owner's Manual, Features, and Fit Guide</p> <p>Comprehensive owner's manual for Osprey Aether and Ariel backpacks. Learn about features, specifications, sizing, fitting, and adjustment instructions for these durable and innovative carrying products.</p>
<div><div>FARPOINT SERIES</div><div><p>The Farpoint Series is a great travel companion. With its universal suspension system and thoughtful organization, the Farpoint will help you travel with ease and comfort.</p></div><div><div>OWNER'S MANUAL</div><div></div></div></div>	<p>Osprey Farpoint Series Owner's Manual: Travel Backpacks</p> <p>Explore the Osprey Farpoint Series travel backpacks, including models Farpoint 80, 70, 55, and 40. This owner's manual details features, specifications, suspension, and maintenance for these versatile travel companions.</p>
<div><div>FARPOINT / FAIRVIEW 시리즈</div><div><p>Farpoint와 Fairview는 Osprey의 대표적인 여행용 배낭입니다. 다양한 용량과 색상으로 구성되어 있으며, 여행에 필요한 모든 것을 편리하게 담을 수 있습니다. 배낭의 사용 방법, 관리 방법, 그리고 보증에 대한 자세한 내용은 사용자 매뉴얼을 참조하십시오.</p></div><div><div>사용자 설명서</div><div></div></div></div>	<p>Osprey Farpoint / Fairview Series Backpack User Manual</p> <p>User manual for the Osprey Farpoint and Fairview series of backpacks, detailing features, specifications, usage, care, and warranty information.</p>
<div><div>VOLT VIVA SERIES</div><div><p>Illustrations to the left of the page illustrate the variety of the product line. Available in a variety of colors and sizes. Please refer to the owner's manual for information on product features, use, maintenance, and warranty.</p></div><div><div>OWNER'S MANUAL</div><div></div></div></div>	<p>Osprey Volt Viva Series Backpacks: Owner's Manual and Features</p> <p>Comprehensive guide to Osprey Volt and Viva Series backpacks, detailing features, specifications, sizing, fit, and carry system. Learn about sustainable design and product benefits for hiking and trekking.</p>
<div><div>TALON™ TEMPEST PRO</div><div><p>Illustrations to the left of the page illustrate the variety of the product line. Available in a variety of colors and sizes. Please refer to the owner's manual for information on product features, use, maintenance, and warranty.</p></div><div><div>OWNER'S MANUAL</div><div></div></div></div>	<p>Osprey Talon & Tempest Pro Backpacks: Owner's Manual</p> <p>Detailed owner's manual for Osprey's Talon and Tempest Pro series backpacks, covering features, specifications, sizing, fit, and carry systems for men's and women's models.</p>