

MAHANCRIIS DCHG10701

MAHANCRIIS DCHG10701 Dog Crate Furniture

Instruction Manual

INTRODUCTION

Thank you for choosing the MAHANCRIIS DCHG10701 Dog Crate Furniture. This product is designed to provide a comfortable and secure space for your pet while also serving as a functional piece of furniture in your home. Please read this manual thoroughly before assembly and use to ensure proper installation and safe operation.

Safety Information

- Keep all small parts and packaging materials away from children and pets during assembly.
- Ensure all screws and fasteners are securely tightened before allowing your pet to use the crate.
- Do not exceed the maximum weight capacity of 154 lbs (70 kg) on the top surface.
- Regularly inspect the crate for any loose or damaged parts. Discontinue use if any damage is found.
- This product is intended for indoor use only.

PACKAGE CONTENTS

Before beginning assembly, verify that all components listed below are present and undamaged. If any parts are missing or damaged, please contact customer support.

- 1 x Dog Crate Furniture (unassembled panels and metal frame)
- 1 x Soft Cushion
- 1 x Accessory Kit (includes screws, bolts, and tools)
- 1 x Instructions Manual (this document)

Multifunctional Dog Crate 🐾

Not only a dog crate, but also an end table or coffee table.



Image: Assembled MAHANCRIIS Dog Crate Furniture with a dog and child.

SETUP AND ASSEMBLY

Assembly of the MAHANCRIIS DCHG10701 dog crate furniture is designed to be straightforward. Please follow the detailed instructions provided in the included accessory kit. A typical assembly process involves:

1. Unpacking all components and verifying against the parts list.
2. Attaching the side panels to the base.
3. Securing the metal frame sections.
4. Installing the double front doors and side door.
5. Placing the top panel.
6. Inserting the soft cushion.

All necessary tools are included in the accessory kit. For visual guidance, please refer to the assembly video below.

Your browser does not support the video tag.

Video: Detailed assembly guide for the MAHANCRIIS Wooden Dog Kennel. (Duration: 4:07)

Product Dimension



Image: Product dimensions and suitable dog breeds for size reference.

OPERATING INSTRUCTIONS

The MAHANCRIS DCHG10701 dog crate offers versatile access and comfort for your pet.


Door Operation

The crate features both a double front door and a single side door. You can choose to open either set of doors to allow your dog access or to interact with them. Ensure the rotating metal latches are securely closed when your pet is inside to prevent accidental opening.

Why Choose MAHANCRIS




Thickened Iron
Frame




OURS



No-slip Soft
Cushion



No



Yes

Image: Illustration of the two door opening options.

Your browser does not support the video tag.

Video: Demonstration of the double door functionality of the MAHANCRIS dog kennel. (Duration: 0:15)

Cushion Use

The included soft cushion provides a comfortable resting area for your dog. It is removable for easy cleaning.



Image: Dog crate interior showing the soft cushion.


MAINTENANCE

Proper maintenance will extend the life and appearance of your dog crate furniture.

- **Cleaning the Crate:** Wipe wooden surfaces with a damp cloth and mild cleaner. Avoid abrasive cleaners. The metal bars can be cleaned with a damp cloth. Ensure all surfaces are dry after cleaning.
- **Cushion Care:** The soft cushion is washable. Refer to the care label on the cushion for specific washing instructions. Typically, machine wash cold on a gentle cycle and tumble dry low.
- **Regular Inspection:** Periodically check all screws, bolts, and latches to ensure they remain tight and secure. Tighten any loose fasteners as needed.



Quality Panels



Rotating Metal Latch



Chew-Resistant Iron Mesh



Adjustable Feet

Image: Close-up of crate features, including the rotating metal latch and adjustable feet.

TROUBLESHOOTING

This section addresses common issues you might encounter with your dog crate furniture.

- **Doors do not align or are difficult to close:** Ensure all assembly screws are fully tightened. Check that the crate is on a level surface. If the issue persists, re-check the assembly steps to confirm all panels and frames are correctly installed.
- **Latch feels flimsy or does not secure properly:** Verify that the latch components are correctly installed and tightened. If the latch mechanism appears damaged, contact customer support for a replacement.
- **Cushion is too thin:** The included cushion is designed for basic comfort. For pets requiring additional support, such as those with arthritis, consider adding a thicker, separately purchased dog bed inside the crate.
- **Paint or finish rubbing off:** This can occur with prolonged friction, especially from pet toys. Ensure toys are not excessively rubbing against painted surfaces. If concerned about material safety, contact the manufacturer.

SPECIFICATIONS

Feature	Detail
Model Number	DCHG10701
Product Dimensions (L x W x H)	39.4" x 23.6" x 27.5"
Item Weight	41.8 Pounds
Material	Engineered Wood, Metal
Color	Greige
Number of Doors	2 (Front Double Door, Side Door)
Special Features	Chewproof, Comfortable, Durable, Adjustable Feet
Recommended Pet Type	Dog
Breed Recommendation	Border Collie, Shiba Inu, Bulldog, Husky, Labrador Retriever, Golden Retriever, Samoyed, etc.

WARRANTY AND SUPPORT

For warranty information or technical support, please refer to the documentation included with your purchase or contact MAHANCRIIS customer service directly. Contact details can typically be found on the product packaging or the official MAHANCRIIS website.

© 2026 MAHANCRIIS. All rights reserved.