

[Manuals.plus](#) /

> [Bose](#) /

> Bose Ultra Open Earbuds User Manual

## Bose 881046-0020

# Bose Ultra Open Bluetooth Earbuds User Manual

Model: 881046-0020 | Brand: Bose

## INTRODUCTION

The Bose Ultra Open Bluetooth Earbuds are designed to provide a unique listening experience that combines high-quality audio with complete awareness of your surroundings. Featuring OpenAudio technology and Bose Immersive Audio, these true wireless earbuds offer a comfortable, clip-on design for all-day wear. This manual provides essential information for setting up, operating, maintaining, and troubleshooting your earbuds.

## WHAT'S IN THE BOX

Verify that all items are present in your product packaging:

- 2 Bose Ultra Open Earbuds (Left and Right)
- Charging Case
- USB-C® (A to C) cable (12")
- Safety sheet



Image: The Bose Ultra Open Earbuds in White Smoke color, shown alongside their compact charging case. The earbuds are visible inside the open case, and the USB-C charging port is at the bottom of the case.

## SETUP

### 1. Initial Charging

Before first use, fully charge your earbuds and charging case. Connect the provided USB-C cable to the charging case and a power source. The indicator light on the case will show charging status.



Image: The Bose Ultra Open Earbuds resting inside their charging case, with the USB-C charging port clearly visible at the bottom of the case.

## 2. Pairing with Your Device

1. Ensure the earbuds are in the charging case and the case lid is open.
2. On your device (smartphone, tablet, laptop), go to Bluetooth settings and enable Bluetooth.

3. Select "Bose Ultra Open Earbuds" from the list of available devices.
4. Once connected, you will hear an audio prompt from the earbuds.

### 3. Download the Bose Music App




For full functionality, personalized sound settings (Adjustable EQ), and firmware updates, download the Bose Music app from your device's app store. The app provides an intuitive interface for managing your earbuds.

### 4. Finding Your Fit

The unique clip-on design ensures comfort and stability. Follow these steps for an optimal fit:

1. **Step 1:** Hold the barrel-shaped part of the earbuds so the button is on top and the R (right) or L (left) marking is facing you.
2. **Step 2:** Place the rounded end of the L-shaped part in your ear, then wrap the barrel around your ear so the barrel rests behind your ear.
3. **Step 3:** Adjust each earbud so that it sits on your ear at about a 45° angle.

## Find your perfect style

 <b>Open earbuds</b> <small>Bose Ultra Open Earbuds</small>	 <b>In-ear earbuds</b> <small>Bose QuietComfort Ultra Earbuds</small>	 <b>Over-ear headphones</b> <small>Bose QuietComfort Ultra Headphones</small>
Hook gently onto your ear	Fit securely in your ear	Cup softly around your ear
Complete openness to your surroundings	World-class noise cancellation with Aware Mode for transparency	World-class noise cancellation with Aware Mode for transparency
Up to 7 hours of battery life (up to 4 hours with Immersive Audio)*	Up to 6 hours of battery life (up to 4 hours with Immersive Audio)**	Up to 24 hours of battery life (up to 18 hours with Immersive Audio)**
OpenAudio technology for rich, private sound without blocking your ear	CustomTune technology for deep, personalised in-ear sound	CustomTune technology for deep, personalised around-the-ear sound
Breakthrough Bose Immersive Audio	Breakthrough Bose Immersive Audio	Breakthrough Bose Immersive Audio
Experience both the music and the moment with rich, private, open-ear sound	Take on busy days headfirst with world-class noise cancellation and convenient portability	Sink into marathon music sessions that require outstanding comfort and immersive listening

\* Testing conducted by Bose with audio playback at a loudness of 75 dBA. Battery life varies based on settings and usage.

\*\* Testing conducted by Bose with active noise cancelling on and audio playback at a loudness of 75dB SPL. Battery life varies based on settings and usage.

Image: A visual guide demonstrating the three steps to correctly position the Bose Ultra Open Earbuds on the ear for a secure and comfortable fit.



Image: A person wearing the Bose Ultra Open Earbuds, demonstrating their discreet and comfortable fit around the ear.

## OPERATING YOUR EARBUDS

### Controls

The Bose Ultra Open Earbuds feature simple button controls for managing your audio and calls. Refer to the Bose Music app for customizable control options.



Image: A close-up front view of the Bose Ultra Open Earbuds, highlighting the main button control on the barrel-shaped part of each earbud.

Your browser does not support the video tag.

Video: This official Bose video demonstrates the various button controls on the Bose Ultra Open Earbuds, including how to play/pause music, skip tracks, answer/end calls, and switch between listening modes.

## **Bose Immersive Audio**

Experience spatialized music that brings you closer to your audio. Toggle Immersive Audio on or off via the Bose Music app or through the earbud controls for a more expansive listening experience.

## **Bluetooth Multipoint**

The earbuds support Bluetooth multipoint connectivity, allowing seamless switching between two paired devices (e.g., your phone and laptop) without needing to manually disconnect and reconnect.

## **Bose SimpleSync™ Technology**

Pair your Bose Ultra Open Earbuds with compatible Bose smart soundbars and speakers for a personalized TV listening experience with independent volume control.

## **MAINTENANCE**

### **Cleaning Your Earbuds and Case**

Regular cleaning helps maintain optimal performance. Use a soft, dry cloth to wipe the earbuds and charging case. Avoid using abrasive materials or harsh chemicals. Ensure the charging contacts on both the earbuds and the case are clean and free of debris.



Image: The back view of the Bose Ultra Open Earbuds, clearly showing the gold-plated charging contacts that connect with the charging case.

## Water Resistance

The earbuds have an IPX4 environmental rating, meaning they are resistant to splashing water from any direction. They are not designed for submersion in water. Ensure the earbuds are dry before placing them back in the charging case.

## Battery Care

To prolong battery life, store the earbuds and case in a cool, dry place when not in use. Avoid extreme temperatures. Fully charge the device periodically if it will not be used for an extended period.

## TROUBLESHOOTING

Problem	Possible Solution
Earbuds not connecting to device.	<ul style="list-style-type: none"><li>• Ensure Bluetooth is enabled on your device.</li><li>• Place earbuds in case, close lid, wait 5 seconds, then open lid to re-enter pairing mode.</li><li>• Forget the device in your phone's Bluetooth settings and re-pair.</li></ul>
No sound or poor sound quality.	<ul style="list-style-type: none"><li>• Check earbud fit and position.</li><li>• Adjust volume on both earbuds and connected device.</li><li>• Ensure earbuds are charged.</li><li>• Clean any debris from the earbud speakers.</li></ul>
Charging case not charging earbuds.	<ul style="list-style-type: none"><li>• Ensure earbuds are properly seated in the case.</li><li>• Clean charging contacts on both earbuds and case.</li><li>• Charge the case itself using the USB-C cable.</li></ul>
Earbuds not turning on/off.	<ul style="list-style-type: none"><li>• Place earbuds in the charging case and close the lid. They will power off automatically.</li><li>• Ensure they are charged.</li></ul>

For more detailed troubleshooting and support, refer to the Bose Music app or the official Bose support website.

## SPECIFICATIONS

Feature	Detail
Model Name	Bose Ultra Open Earbuds, White
Item Model Number	881046-0020
UPC	017817846912

Feature	Detail
Connectivity Technology	Wireless (Bluetooth 5.3)
Ear Placement	Open Ear
Form Factor	Open Ear
Water Resistance Level	IPX4 (Water Resistant)
Battery Life (Earbuds)	Up to 7.5 Hours (Up to 4.5 hours with Immersive Audio)
Charging Case Battery Life	Provides up to an extra 19.5 hours of playtime
Charging Time	1 Hour (Earbuds & Case)
Item Weight	60 Grams (2.12 ounces)
Product Dimensions	1.04 x 2.56 x 1.65 inches
Included Components	2 Bose Ultra Open Earbuds, Charging Case, USB-C® (A to C) cable (12"), Safety sheet
Material	Plastic (PC-ABS), Metal, Silicone, Gold Plating
Control Method	Button, App Control
Frequency Range	20 Hz - 20,000 Hz

## WARRANTY AND SUPPORT

Bose products are designed for durability and performance. Your Bose Ultra Open Earbuds come with a manufacturer's warranty. For specific warranty details, registration, and support, please visit the official Bose support website or refer to the included safety sheet.

You can also find additional information and a downloadable PDF version of the user manual here [Bose Ultra Open Earbuds User Manual \(PDF\)](#)

For further assistance, contact Bose Customer Service.