

## Manuals+

[Q & A](#) | [Deep Search](#) | [Upload](#)

[manuals.plus](#) /

› [Momcozy](#) /

› [Momcozy Sound Machine for Baby User Manual](#)

## Momcozy WN03

# Momcozy Sound Machine for Baby User Manual

Model: WN03  
Brand: Momcozy

## INTRODUCTION

---

The Momcozy Sound Machine is a portable and rechargeable device designed to create a peaceful environment for sleep and relaxation. It features 20 soothing sounds, an adjustable night light, and a convenient timer function, making it ideal for use at home or while traveling.



Image: The Momcozy Sound Machine, a compact white device with control buttons on top and a glowing base.

## SAFETY INFORMATION

---

Please read and understand all safety instructions before using the Momcozy Sound Machine.

- Do not use as a toy.
- Keep away from children when not in use or when charging.
- Follow all battery handling and disposal instructions provided in this manual and on the product packaging.
- Ensure the device is placed on a stable, flat surface.
- Avoid exposing the device to extreme temperatures or direct sunlight.

## FEATURES

---

- **Adjustable Touch Lamp:** The main switch on top also functions as a light source. Touch to turn on/off, hold down to adjust brightness. Flipping the lamp upwards maximizes brightness.

- **20 Soothing Sounds:** Includes white noise, pink noise, brown noise, green noise, fan sounds, and nature sounds (ocean waves, rain, campfire crackling, bird chirping, cricket chirping, meditation music).
- **Timer and Memory Function:** Offers 1h/3h/6h timer options. Remembers previous sound and volume settings.
- **Multi-scenario Use:** Suitable for nighttime bathroom visits, checking on baby, late-night feedings, yoga, exercise, work, meditation, or sleep. Can also serve as a privacy tool in an office setting.
- **Portable Design:** Easy to use, compact, fully charges in 2.5 hours, and offers long-lasting battery life for travel.

# Momcozy Sound Machine

Portable and rechargeable design





-  20 Soothing Sounds
-  Dimmable Nightlight
-  Rechargeable Battery
-  Light and Portable



Image: A hand interacting with the Momcozy Sound Machine, highlighting its portable and rechargeable design, 20 soothing sounds, dimmable nightlight, and light weight.

# High-fidelity White Noise for Immersive Experience

Rebuild a healthy sleep-wake cycle



Image: The Momcozy Sound Machine on a reflective surface with ripple effects, emphasizing its high-fidelity white noise for an immersive experience.

# 20 Soothing Sound Options

Customize peace for you and baby



Image: Visual representation of the 20 soothing sound options, categorized into natural sounds, fan sound, kinds of white noise, and types of baby noise.

# Relaxing White Noise for Outdoor

TSerene sounds for nature lovers



Image: A baby sleeping in a portable bassinet outdoors with the Momcozy Sound Machine nearby, illustrating its use for relaxing white noise in outdoor settings.

## SETUP

1. **Unpacking:** Carefully remove the sound machine and all accessories from the packaging.

2. **Initial Charge:** Before first use, fully charge the device. Connect the provided USB Type-C cable to the charging port on the device and plug the other end into a compatible 5V2A USB power adaptor (not included). A full charge takes approximately 2.5 hours.
3. **Placement:** Place the sound machine on a stable, flat surface away from direct heat sources or water.



**10h battery life  
At default lighting  
and volume**



**Use Regular  
Type-C cord**



**Compatible with  
any adaptor(5V2A)**

Image: The Momcozy Sound Machine being charged via a USB Type-C cable, illustrating its portability and long battery life.

## OPERATING INSTRUCTIONS

---

1. **Power On/Off:** Press the power button ( ) located on the front of the device to turn it on or off.
2. **Playing Sounds:**
  - Once powered on, the device will resume the last played sound and volume setting due to its memory function.
  - Use the sound selection buttons (indicated by musical notes or specific sound icons) on the top panel to cycle through the 20 available sounds.
3. **Adjusting Volume:** Use the volume up (+) and volume down (-) buttons on the top panel to adjust the sound level.
4. **Night Light Operation:**
  - To turn the light on or off, simply touch the top surface of the device.
  - To adjust the brightness, touch and hold the top surface. The brightness will smoothly increase or decrease. Release when the desired brightness is reached.
  - For maximum brightness, flip the device upside down.
5. **Setting the Timer:**
  - Press the timer button (often indicated by a clock icon or "1h/3h/6h") to select an auto-off duration of 1 hour, 3 hours, or 6 hours.
  - The device will automatically turn off after the selected time period.

# Peaceful Nights without Worries

Easy to locate with just a glance



**Simply touch to power  
on or off**



**Long-press for  
adjustable brightness**



**Flip over to increase  
brightness**

Image: A hand demonstrating the touch controls for the night light, showing how to power on/off, adjust brightness by long-pressing, and increase brightness by flipping the device.

# Long Battery Life Accompanying You When Needed

Continuous comfort and enjoy quality sleep

⚡ 2.5h Charge = 🎵 10h+ Listen

Auto-off Timer 1h/3h/6h

Image: The Momcozy Sound Machine on a nightstand, illustrating its long battery life (2.5h charge = 10h+ listen) and auto-off timer options (1h/3h/6h).

# Nursery Night Light

Soft illumination for nighttime feedings

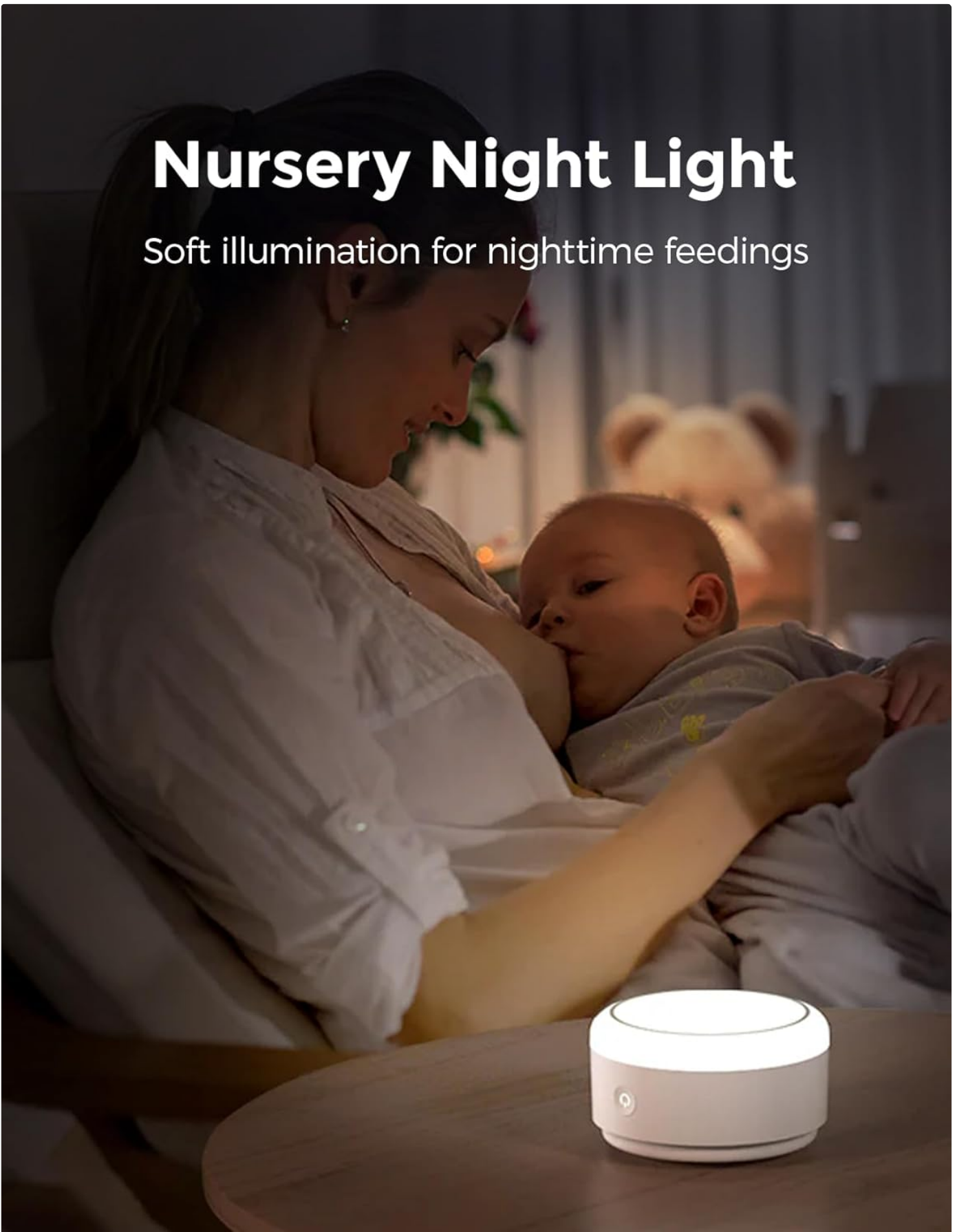


Image: A parent holding a baby, with the Momcozy Sound Machine providing soft illumination on a nearby table, demonstrating its use as a nursery night light.

## MAINTENANCE

- **Cleaning:** Wipe the device with a soft, dry cloth. Do not use abrasive cleaners or immerse the device in water.

- **Storage:** Store the device in a cool, dry place when not in use.
- **Battery Care:** To prolong battery life, avoid fully discharging the battery frequently. Charge the device regularly, even if not in constant use.

## TROUBLESHOOTING

Problem	Possible Cause	Solution
Device does not turn on.	Battery is low or depleted.	Charge the device fully using the provided USB cable.
No sound or distorted sound.	Volume is too low or muted; internal malfunction.	Increase the volume. If problem persists, try resetting the device (if applicable, no reset button specified, so general advice).
Night light not working.	Light function is off; device is off.	Ensure the device is powered on. Touch the top surface to activate the light.
Timer not functioning correctly.	Timer not set or incorrectly set.	Press the timer button to cycle through 1h/3h/6h options and ensure a setting is selected.

## SPECIFICATIONS

- **Model Number:** WN03
- **Product Dimensions:** 5 x 5 x 3.1 inches
- **Item Weight:** 9.9 ounces
- **Material Type:** Plastic
- **Power Source:** Battery Powered
- **Music Tracks:** White Noise (and other specified sounds)
- **Color:** White

## WARRANTY AND SUPPORT

Momcozy products are manufactured to high-quality standards. For warranty information, technical support, or customer service inquiries, please visit the official Momcozy website or contact their customer support team directly. Please retain your proof of purchase for warranty claims.

Official Momcozy Store: [Momcozy Store on Amazon](#)