

Manuals+

[Q & A](#) | [Deep Search](#) | [Upload](#)

manuals.plus /

- › [nubia](#) /
- › [nubia RedMagic Mobile Gaming Controller User Manual](#)

nubia RedMagic Mobile Gaming Controller (Shadow Blade Gamepad 2)

nubia RedMagic Mobile Gaming Controller User Manual

Model: RedMagic Mobile Gaming Controller (Shadow Blade Gamepad 2)

Brand: nubia

INTRODUCTION

This manual provides comprehensive instructions for the setup, operation, maintenance, and troubleshooting of your nubia RedMagic Mobile Gaming Controller (Shadow Blade Gamepad 2). Designed to enhance your mobile gaming experience, this controller features advanced Hall Effect joysticks and triggers, a low-latency wired USB-C connection, and customizable options.



Image: The RedMagic Mobile Gaming Controller with a smartphone inserted, showcasing its design and a game in progress.



Image: Promotional banner highlighting the RedMagic Shadow Blade Gamepad 2.0 as new generation gaming gear.

SETUP GUIDE

1. Compatibility

- Compatible with most Android devices and iPhone 15 series (USB-C).
- For optimal experience, use without a phone case or with a case thinner than 1mm.
- Supported Phone Length (without case): 110-179 mm.

2. Physical Connection

The controller features a movable USB-C port for direct, low-latency connection to your smartphone.

1. Gently slide the left side of the controller to extend the phone grip.
2. Align your phone's USB-C port with the controller's movable USB-C connector.
3. Carefully insert your phone into the connector and then slide the left grip back to secure the phone firmly in place.
4. Ensure the phone is centered and stable within the controller.

Swappable Gamepad Shell Never Before Seen

The left and right gamepad shells are replaceable.
Easily change it with magnetic shells.



Image: A smartphone being inserted into the RedMagic Mobile Gaming Controller's USB-C port.

Charging Separation Support Supports Charging While Gaming



Image: Diagram illustrating the zero-latency wired connection via the movable USB-C port.

3. App Installation (Android Only)

For Android users, the "Goper" APP provides additional customization and functionality.

- Scan the QR code provided in the physical manual (not included here) to download the "Goper" APP.
- The app allows for firmware updates, joystick and trigger zone adjustments, and button testing.
- **Attention:** The Goper App is only available for Android systems, not for iOS. iOS users can play native games without the app.

OPERATING INSTRUCTIONS

1. Basic Controls and Features

- **Hall Effect Joysticks/Triggers:** Experience precision and responsiveness with 256 layers of change and less than 0.1mm response interval. Activate quick triggers for a competitive edge.
- **Mappable Buttons:** The controller includes standard A/B/X/Y, LB/RB, LT/RT, LS/RS, View, Menu, Capture, and D-Pad buttons.
- **Programmable Back Buttons:** Two back buttons offer customized gameplay without requiring software. These can be instantly programmed to match your usage habits.

One Trigger Two Modes

There is both a mechanical style release and the speed and precision of a fast shooter.

Hall Linear Triggers

256 layers change < 0.1mm response interval

Fast Triggers

Tactile feel Tap to trigger



Image: Detailed view of the Hall Linear Triggers and Fast Triggers, highlighting their precision and tactile feedback.

RedMagic Shadow Blade Handle 2






-  charging separation/charge while playing
-  replaceable magnetic suction surface shell
-  3 kinds of rocker caps can be replaced
-  zero latency wired type-c interface
-  hall rocker/refusal drift



Image: Close-up of the D-Pad (Cross Keys) and ABXY buttons, emphasizing their mechanical and silicone designs.

Programmable Back Buttons One More Option For Gaming

Two programmable buttons give you more customized gameplay.
Match your usage habits and win more games.



Image: View of the back of the controller, showing the two programmable back buttons (L4 and R4).

2. Power and Audio

- **Pass-Through Charging:** Charge your phone while playing by connecting a USB-C charging cable to the controller's pass-through port. This ensures uninterrupted gaming sessions.
- **3.5mm Audio Jack:** Use your favorite wired headphones by plugging them into the integrated 3.5mm audio jack on the controller.

Precise Key Solution Set your keys to the way you play

Cross Keys

Mechanical style buttons



ABXY

Silicone design, comfortable to the touch



Programmable Back Buttons One More Option For Gaming

Image: The controller with a phone inserted and a charging cable connected, demonstrating pass-through charging.

3. Customization

- **Magnetic Detachable Faceplates:** The controller features magnetic and swappable faceplates, allowing you to customize its appearance.

Zero Latency Wired Connection

The gamepad comes with an adjustable Type-C port. Compatible with all types of phones. Wired connection for fast transmission speeds and stability.



Image: The controller with its magnetic faceplates detached, showing the internal structure and customization option.

4. Supported Platforms and Games

The RedMagic Mobile Gaming Controller supports a wide range of gaming platforms and titles:

- **Cloud-based Gaming Services:** Xbox Game Pass, PlayStation Remote Play, Steam Link.
- **Controller-enabled Games:** Call of Duty, Roblox, Fortnite, Genshin Impact, Minecraft, and many more.
- **MFi Apple Arcade:** Supported for iOS devices.

Enter Handheld Mode Enjoy Console Gaming Experience

Upgraded grip design. Gives you an even more comfortable console-like gaming experience.



Image: Visual representation of supported platforms (PlayStation, Xbox Game Pass, Steam Link) and popular games (Diablo Immortal, Minecraft, Genshin, Roblox, Fortnite).

Your browser does not support the video tag.

Video: An official product video demonstrating the RedMagic Mobile Gaming Controller in use with various games, showcasing its features and responsiveness.

MAINTENANCE

Proper maintenance ensures the longevity and optimal performance of your gaming controller.

- **Cleaning:** Use a soft, dry cloth to wipe down the controller. For stubborn grime, slightly dampen the cloth with water or a mild electronic cleaner. Avoid harsh chemicals or abrasive materials.
- **Storage:** Store the controller in a cool, dry place away from direct sunlight and extreme temperatures. When not in use, consider detaching your phone to prevent unnecessary strain on the USB-C port.
- **Handling:** Avoid dropping the controller or subjecting it to strong impacts, as this can damage internal components or the movable USB-C port.

TROUBLESHOOTING

If you encounter issues with your RedMagic Mobile Gaming Controller, refer to the following common solutions:

- **Controller Not Responding:**

- Ensure your phone is securely connected to the movable USB-C port.
- Verify that your phone's USB-C port is clean and free of debris.
- Restart your phone and re-attach the controller.

- **Buttons/Joysticks Not Working Correctly:**

- For Android users, open the "Goper" APP to perform button testing and calibrate joysticks/triggers.
- Ensure the game you are playing supports external controllers.

- **Charging Issues:**

- Confirm that the charging cable and power adapter are functioning correctly.
- Ensure the charging cable is fully inserted into the controller's pass-through port.

- **Goper App (Android) Issues:**

- Check for app updates within the Goper App or your device's app store.
- Clear the app's cache and data, then restart the app.

If problems persist, please refer to the official nubia support channels for further assistance.

SPECIFICATIONS

Brand	nubia
Model	RedMagic Mobile Gaming Controller (Shadow Blade Gamepad 2)
Compatibility	Android devices, iPhone 15 Series (USB-C)
Connection Type	Wired USB-C (Movable Port)
Joystick Type	Hall Effect Joysticks
Trigger Type	Hall Effect Triggers (256 layers, <0.1mm response)
Audio Port	3.5mm Audio Jack
Charging	Pass-Through Charging (USB-C)
Customization	Magnetic Detachable Faceplates, Programmable Back Buttons
Item Weight	1.17 pounds (approx. 530g)
Package Dimensions	10.35 x 5.91 x 2.83 inches

WARRANTY AND SUPPORT

For information regarding warranty coverage, returns, or technical support, please refer to the official nubia website or contact their customer service directly. Keep your proof of purchase for any warranty claims.

- **Online Support:** Visit the official nubia support page for FAQs, drivers, and software downloads.
- **Contact Customer Service:** Refer to the contact information provided on the nubia website for phone or email support.