

[Manuals.plus](#) /

> [UMIDIGI](#) /

> UMIDIGI G2 Tab 10.1-inch Tablet User Manual

UMIDIGI G2 Tab

UMIDIGI G2 Tab 10.1-inch Tablet User Manual

Model: G2 Tab

Brand: UMIDIGI

1. PRODUCT OVERVIEW

The UMIDIGI G2 Tab is a 10.1-inch Android 13 tablet designed for versatile use, from entertainment to productivity. It features expandable memory, a large battery, and dual cameras, offering a balanced performance for daily tasks.



Front and rear view of the UMIDIGI G2 Tab, highlighting its 10.1-inch display, Wi-Fi 6, 8GB RAM, 64GB storage, and Android 13 operating system.

2. SETUP

2.1 Initial Setup

Follow these steps to set up your UMIDIGI G2 Tab for the first time:

1. Power on the tablet by pressing and holding the power button.
2. Select your preferred language.
3. Connect to a Wi-Fi network. You can skip this step to set up offline, but internet is recommended for full functionality.
4. Set date and time.
5. Review Google Services and accept terms.
6. Set up a screen lock (PIN, pattern, or password) or skip for now.

This video provides a step-by-step guide on how to perform the initial setup of your UMIDIGI G2 Tab, including

language selection, Wi-Fi connection, and setting up security features.

2.2 Memory Expansion

The UMIDIGI G2 Tab supports RAM expansion and microSD card storage expansion up to 1TB.

- To expand RAM from 4GB to 8GB: Go to **[Settings]** - **[Memory Expansion]** and restart the device after setting.
- To expand storage: Insert a microSD card (sold separately) into the designated slot.

4GB RAMを8GBまで拡張できる独自のメモリ拡張技術を搭載。
内蔵64GBストレージに加え1TB microSDにも対応。



This image highlights key specifications such as Quad-Core RK3562 processor, Wi-Fi 6, Bluetooth 5.0, 3.5mm headphone jack, and OTG support, along with the unique memory expansion technology.

3. OPERATING INSTRUCTIONS


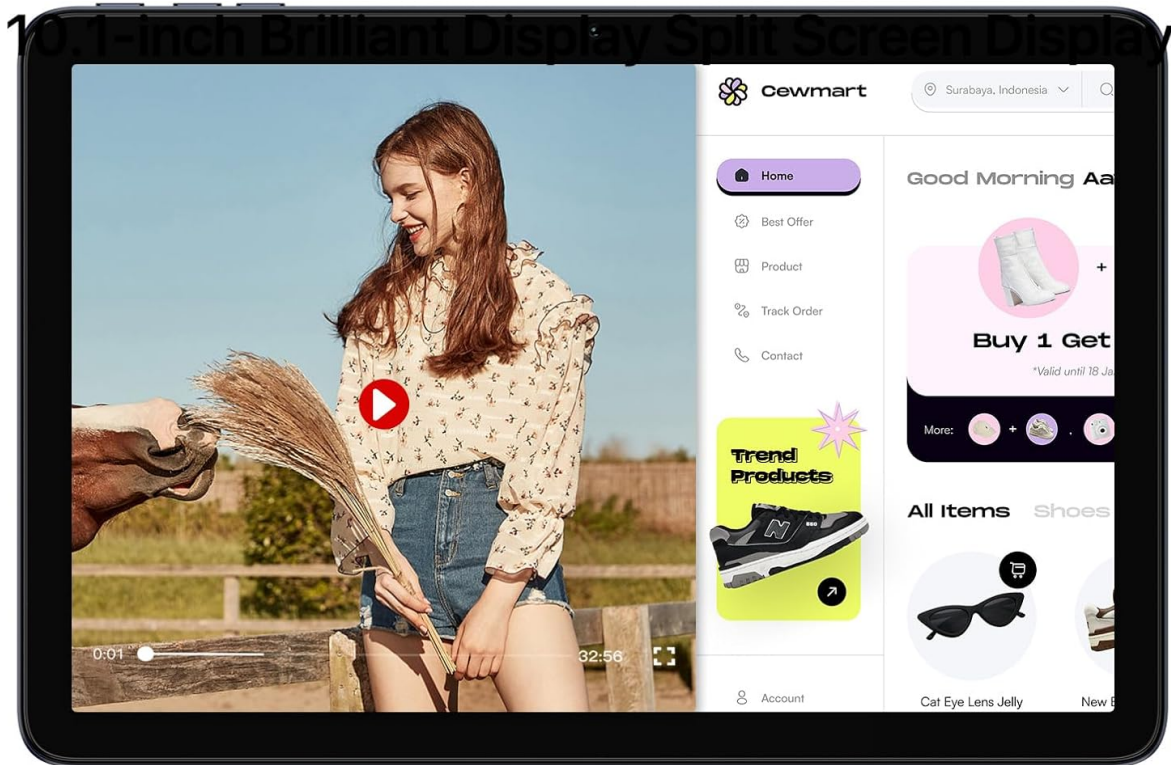
3.1 Basic Navigation

The tablet runs on Android 13, offering an intuitive user interface.

- Swipe down from the top for quick settings and notifications.
- Swipe up from the bottom to access the app drawer.
- Use the navigation buttons at the bottom of the screen for Home, Back, and Recent Apps.

3.2 Split Screen Mode

The split-screen function allows you to run two different applications simultaneously, enhancing multitasking efficiency.



10.1 inch



1280x800



分割画面



デュアル
スピーカー

The 10.1-inch display with 1280x800 resolution supports split-screen mode, enabling users to easily create dual windows for improved work efficiency.

3.3 Wireless Projection

Project your tablet's screen wirelessly to compatible displays for a larger viewing experience.



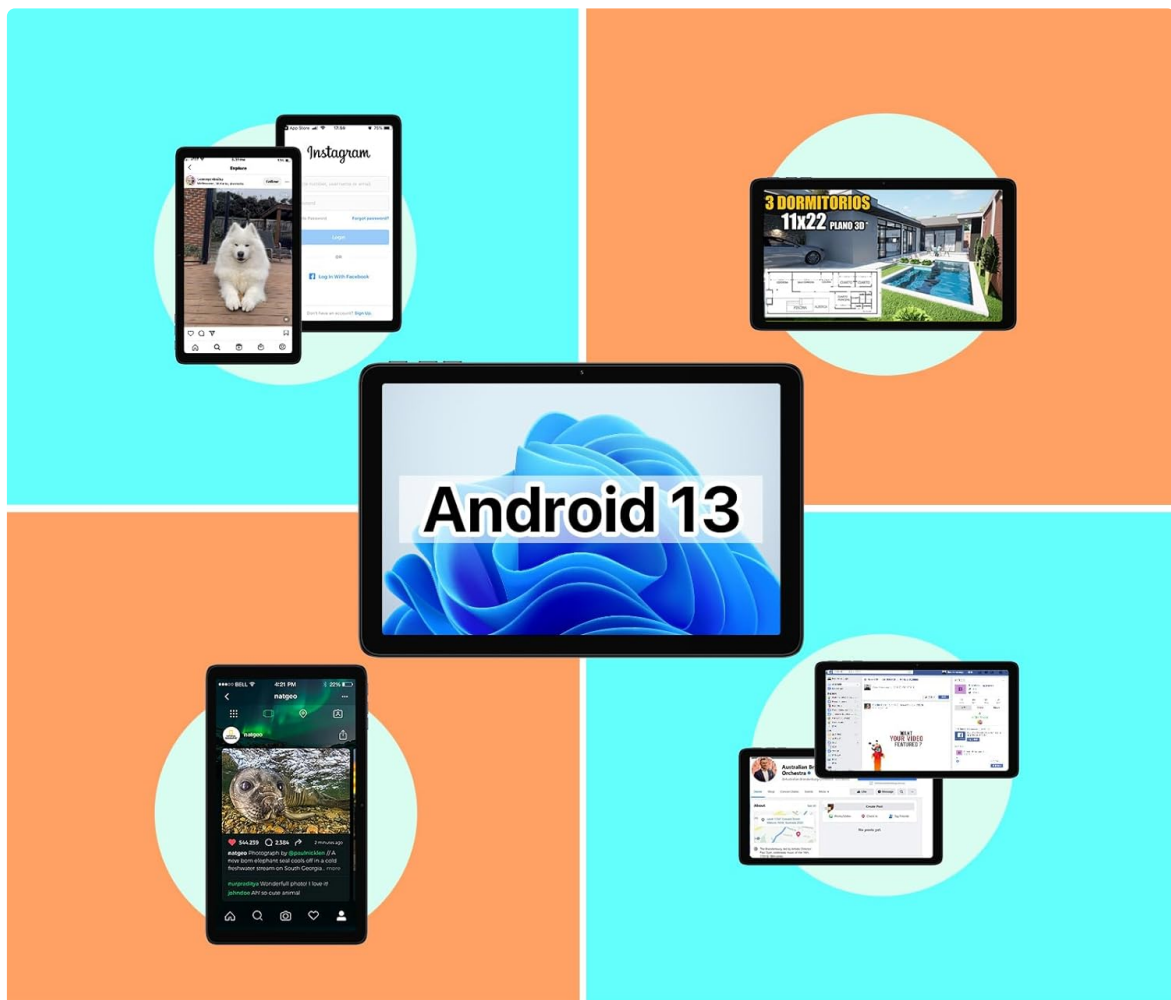
This image demonstrates the tablet's wireless screen projection capability, allowing users to enjoy content like movies, music, and work on a larger display.

4. KEY FEATURES

4.1 Performance and Storage

The UMIDIGI G2 Tab is equipped with a powerful processor and ample memory for smooth operation.

- **RAM:** 8GB (4GB physical + 4GB expandable RAM)
- **Internal Storage:** 64GB ROM
- **Expandable Storage:** Up to 1TB via microSD card (sold separately)
- **Operating System:** Android 13
- **GMS Certified:** Ensures stable and smooth Google services.



個人向けOS



プライバシー



デバイス制御



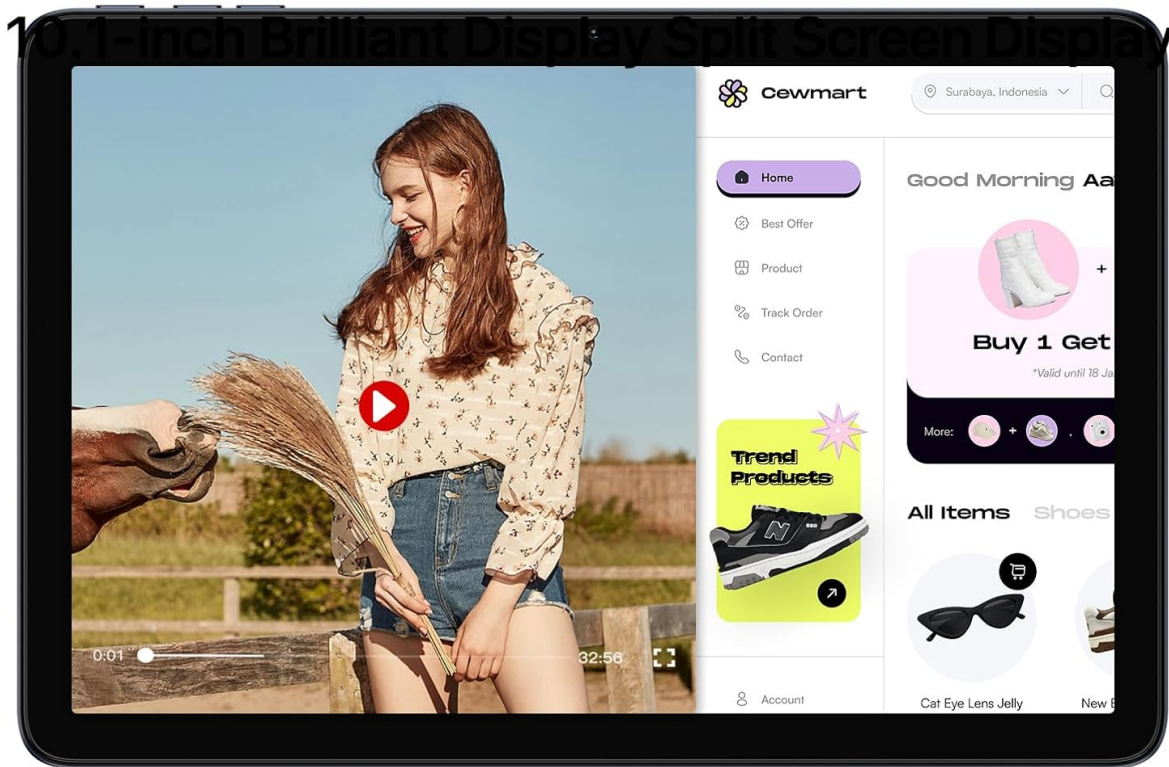
GMS

This graphic illustrates the powerful processor, 4GB RAM (+4GB expandable RAM), 64GB ROM, and up to 1TB expandable storage, ensuring smooth performance.

4.2 Display and Audio

- **Display Size:** 10.1 inches
- **Resolution:** 1280x800 dots TFT Display

- **Audio:** Dual speakers for high-quality sound.
- **Headphone Jack:** 3.5mm headphone jack for private listening.



10.1 inch



1280x800



分割画面



デュアル
スピーカー


The tablet features a 10.1-inch brilliant display with 1280x800 resolution and dual speakers for an immersive audio-visual experience.

4.3 Battery Life

The tablet is equipped with a large capacity battery for extended use.

- **Battery Capacity:** 6000mAh
- **Standby Time:** Up to 480 hours
- **Video Playback:** Up to 7 hours
- **Music Playback:** Up to 20 hours
- **Charging:** Type-C 10W charging.

6000mAhバッテリー



480時間
スタンバイ



20時間
音楽再生



7時間
ビデオ再生




タイプC
10W

The 6000mAh battery provides up to 480 hours of standby, 20 hours of music playback, and 7 hours of video playback, with convenient Type-C charging.

4.4 Cameras


- **Rear Camera:** 8MP main camera
- **Front Camera:** 8MP front camera

Suitable for video calls, online meetings, and capturing everyday moments.



完璧な写真を撮る

 8MPバックカメラ

 8MPフロントカメラ



Equipped with an 8MP main camera on the back and an 8MP front camera, this tablet is ideal for video calls and capturing clear photos.

5. MAINTENANCE

5.1 Software Updates

Regularly check for and install system updates to ensure optimal performance and security.

5.2 Cleaning

Use a soft, lint-free cloth to clean the screen and body of the tablet. Avoid abrasive materials or harsh chemicals.

5.3 Battery Care

To prolong battery life, avoid extreme temperatures and do not let the battery fully drain frequently.

6. TROUBLESHOOTING

6.1 Common Issues and Solutions

Issue	Possible Cause	Solution
Tablet won't turn on	Low battery, system crash	Charge the tablet for at least 30 minutes. Press and hold the power button for 10-15 seconds to force restart.
Wi-Fi connection issues	Incorrect password, router problem, signal interference	Verify Wi-Fi password. Restart your router. Move closer to the Wi-Fi router.
Apps crashing or freezing	Insufficient RAM, app bug, outdated app	Close background apps. Clear app cache. Update the app or reinstall it.
Slow performance	Too many apps, low storage, outdated software	Free up storage space. Uninstall unused apps. Check for system updates.

If issues persist, contact customer support.

7. SPECIFICATIONS

Feature	Detail
Screen Size	10.1 inches
RAM	4 GB (expandable to 8GB)
Storage	64 GB (expandable to 1TB)
Operating System	Android 13.0
Connectivity	Wi-Fi (802.11ac), Bluetooth 5.0
USB Ports	1 (Type-C)
Battery	6000mAh
Cameras	8MP Rear, 8MP Front
Dimensions	24.48 x 16.22 x 0.93 cm
Weight	576 g
Model Number	G2 Tab
Brand	UMIDIGI

8. WARRANTY AND SUPPORT

UMIDIGI provides a 1-year warranty service for this product.

For any issues or inquiries, please contact UMIDIGI customer support through the seller's page on Amazon or by navigating to your order history and contacting the seller directly.

Contact methods:

- Click on the store name "YKD-JP" on the product page and then click "Ask a question" ().
- Go to Order History () → Select the relevant order () → Contact Seller ().

For more information, visit the official UMIDIGI store:[UMIDIGI Store](#).