

## RORRY D5

# RORRY D5 Portable Power Bank User Manual

Model: D5

## 1. INTRODUCTION

Thank you for purchasing the RORRY D5 Portable Power Bank. This device is designed to provide convenient and efficient charging for your mobile devices, including iPhone 15/16 series, Android smartphones, and Apple Watch. Its compact design and integrated connectors make it an ideal companion for on-the-go charging.

## 2. PRODUCT OVERVIEW

### 2.1 Key Features

- **Integrated Foldable Type-C Connector:** Directly charges iPhone 15/16 series and compatible Android phones without extra cables.
- **Magnetic Apple Watch Charger:** Built-in module for convenient Apple Watch charging.
- **5000mAh Capacity:** Provides sufficient power for multiple charges of small devices or a full charge for most smartphones.
- **3-Device Simultaneous Charging:** Charge up to three devices at once using the integrated connectors and the additional Type-C port.
- **Pass-Through Charging:** Charge the power bank and connected devices simultaneously.
- **Compact and Lightweight:** Designed for portability, easily fits in a pocket or small bag.
- **Fast Charging:** 5V/3A output for quick power delivery.

### 2.2 Package Contents

- RORRY D5 Portable Power Bank (Green) x 1
- Type-C to Type-C Charging Cable x 1
- User Manual (Japanese) x 1

### 2.3 Product Diagram

Familiarize yourself with the components of your RORRY D5 power bank:



Image: The RORRY D5 power bank simultaneously charging an Apple Watch via its magnetic pad and an iPhone via its integrated foldable Type-C connector.

# 最新版折りたたみTYPE-Cコネクター



Image: A detailed view of the foldable Type-C connector and an illustration showing compatibility with phone cases up to 3mm thickness.

## 3. SETUP

### 3.1 Initial Charging of the Power Bank

1. Connect the provided Type-C to Type-C cable to the power bank's Type-C input/output port.
2. Connect the other end of the cable to a compatible USB wall adapter (not included).
3. The LED indicators on the power bank will illuminate to show the charging status. All four LEDs will be solid when fully charged.
4. A full charge takes approximately 2.5 hours with a 5V/3A input.

## 4. OPERATING INSTRUCTIONS

---

### 4.1 Charging Smartphones (iPhone 15/16 Series, Android)

1. Gently lift the integrated foldable Type-C connector until it clicks into place.
2. Insert the Type-C connector directly into your smartphone's charging port.
3. Press the power button on the power bank to begin charging. The LED indicators will show the remaining battery level.
4. Ensure your phone case thickness is less than 5mm for proper connection.

### 4.2 Charging Apple Watch

1. Place your Apple Watch onto the magnetic charging module located on the power bank.
2. The Apple Watch will magnetically align and charging will begin automatically.
3. Press the power button on the power bank if charging does not start immediately.

### 4.3 Simultaneous Charging

The RORRY D5 supports charging up to three devices concurrently:

- One smartphone via the integrated Type-C connector.
- One Apple Watch via the magnetic charging module.
- An additional device (e.g., AirPods, iPad, another smartphone) via the side Type-C input/output port using a separate cable.

# 3台同時充電可能

For iphone15シリーズ/android/Applewatch



Image: The RORRY D5 power bank charging an iPhone via its integrated connector, an Apple Watch via its magnetic pad, and another device via a cable connected to its side Type-C port.

## 4.4 Pass-Through Charging

The pass-through charging function allows you to charge the power bank itself while simultaneously charging connected devices. This is useful when you have only one power outlet available.

1. Connect the power bank to a wall adapter for charging (refer to section 3.1).
2. Connect your devices (smartphone, Apple Watch, etc.) to the power bank.
3. All connected devices and the power bank will charge simultaneously.



# 飛行機に持ち込める

For iphone15シリーズ/android/Applewatch



## パススルー機能搭載

一晩でモバイルバッテリーでもスマホでもapplewatchでも全部満充電になる！



Image: The RORRY D5 power bank is shown connected to a wall charger, while simultaneously charging an iPhone via its integrated connector and an Apple Watch via its magnetic pad.

### 4.5 Battery Level Indicators

The power bank features LED indicators to display the remaining battery level:

- Each LED represents approximately 25% of the battery capacity.
- Press the power button once to check the current battery level.

## 5. MAINTENANCE

- **Cleaning:** Wipe the power bank with a soft, dry cloth. Avoid using harsh chemicals or abrasive materials.

- **Storage:** Store the power bank in a cool, dry place away from direct sunlight and extreme temperatures.
- **Battery Care:** To prolong battery life, fully charge the power bank at least once every three months if not in regular use. Avoid fully discharging the battery frequently.
- **Safety:** Do not disassemble, crush, or puncture the power bank. Keep away from water and fire.

## 6. TROUBLESHOOTING

- **Device not charging:**
  - Ensure the power bank is charged.
  - Press the power button to activate charging.
  - Check if the integrated Type-C connector is fully inserted into your smartphone.
  - Verify that your phone case is not obstructing the connection (max 5mm thickness).
  - For Apple Watch, ensure it is properly aligned on the magnetic charging module.
  - Try using a different charging cable for the side Type-C port.
- **Slow charging:**
  - Ensure you are using a 5V/3A compatible wall adapter for charging the power bank.
  - Charging multiple devices simultaneously may reduce the charging speed for individual devices.
- **Power bank not charging:**
  - Ensure the charging cable is securely connected to both the power bank and the wall adapter.
  - Try a different Type-C to Type-C cable or wall adapter.

## 7. SPECIFICATIONS

Feature	Detail
Model Number	D5
Brand	RORRY
Battery Capacity	5000mAh
Output Efficiency	5V/3A (Type-C connector and side Type-C port)
Input	5V/3A (Type-C port)
Full Charge Time	Approx. 2.5 hours
Dimensions	79 x 40 x 27 mm (Product) / 11.3 x 9.5 x 3.2 cm (Package)
Weight	102 grams
Color	Green
Compatible Devices	iPhone 16/16 Plus/16 Pro/16 Pro Max, iPhone 15/15 Plus/15 Pro/15 Pro Max, Apple Watch Ultra 2/Ultra/Series 9/8/7/6/5/4/3/SE 2/SE, Android smartphones (e.g., Google Pixel 7a/8, Sharp AQUOS sense8, SONY Xperia 5 V, motorola edge 40, OPPO Reno10 Pro, Xiaomi Redmi 12, Samsung Galaxy S23)
Other Features	LED indicator, Slim design, Pocket size, Lightweight, Fast charging

8. WARRANTY AND SUPPORT

RORRY provides the following warranty and support for your product:



- **Product Warranty:** 12 months from the date of purchase.
- **Extended Warranty:** An additional 6 months for registered members.
- **Returns/Exchanges:** Free returns and exchanges within 30 days of purchase.
- **Customer Support:** Japanese customer support is available for inquiries regarding the product or delivery. Please feel free to contact us.





Image: A RORRY customer service representative with text indicating 12-month product warranty, 6-month extended warranty for members, and 30-day free returns/exchanges.

© 2024 RORRY. All rights reserved.

Related Documents - D5

	<p><a href="#">RORRY D2 5000mAh Portable Apple Watch Power Bank User Manual</a></p> <p>User manual for the RORRY D2 5000mAh portable power bank, designed for charging Apple Watches, iPhones, and AirPods. Includes product introduction, package contents, specifications, charging methods, Q&amp;A, and FCC compliance information.</p>
	<p><a href="#">RORRY M5 4-in-1 Charging Station with Power Bank User Manual &amp; Specifications</a></p> <p>Comprehensive user manual and specifications for the RORRY M5 4-in-1 Charging Station with Power Bank, detailing its features, usage, safety instructions, and troubleshooting.</p>



<div><p>***RORRY Portable Charger Limited Warranty Policy***</p><p>Effective Date: January 1, 2023</p><p><b>1. Product Coverage</b></p><p>Model: RORRY D2-10000</p><p>Model: D2-10000 (20000mAh 7.5 20W Fast Charging Power Bank with Built-in Cables)</p><p>Applies: Applies only to products purchased through authorized RORRY channels (excluding accessories)</p><p><b>2. Warranty Period</b></p><p>Coverage: Two (2) years of limited warranty</p><p>Read: Readable: Access information on authorized warranty</p><p><b>3. What is Covered</b></p><p>RORRY portable charger replacement for:</p><ul style="list-style-type: none"><li>Defective materials or workmanship that is not covered</li><li>Defective materials or workmanship</li><li>Defective materials or workmanship</li><li>Defective materials or workmanship</li></ul><p>(Excludes damage due to misuse, accidents, or unauthorized repairs)</p><p>(Excludes damage due to misuse, accidents, or unauthorized repairs)</p></div>	<p><a href="#">RORRY Portable Charger Limited Warranty Policy</a></p> <p>Details the limited warranty policy for the RORRY D2-10000 portable charger, covering product coverage, warranty period, what's covered, exclusions, and the claim process.</p>
<div></div>	<p><a href="#">RORRY D2 5000mAh Portable Apple Watch Power Bank User Manual</a></p> <p>User manual for the RORRY D2 5000mAh portable power bank, designed for charging Apple Watches, iPhones, and AirPods. Includes product introduction, package contents, specifications, charging methods, Q&amp;A, and FCC compliance information.</p>
<div></div>	<p><a href="#">RORRY M5 4-in-1 Charging Station with Power Bank User Manual &amp; Specifications</a></p> <p>Comprehensive user manual and specifications for the RORRY M5 4-in-1 Charging Station with Power Bank, detailing its features, usage, safety instructions, and troubleshooting.</p>
<div><p>***RORRY Portable Charger Limited Warranty Policy***</p><p>Effective Date: January 1, 2023</p><p><b>1. Product Coverage</b></p><p>Model: RORRY D2-10000</p><p>Model: D2-10000 (20000mAh 7.5 20W Fast Charging Power Bank with Built-in Cables)</p><p>Applies: Applies only to products purchased through authorized RORRY channels (excluding accessories)</p><p><b>2. Warranty Period</b></p><p>Coverage: Two (2) years of limited warranty</p><p>Read: Readable: Access information on authorized warranty</p><p><b>3. What is Covered</b></p><p>RORRY portable charger replacement for:</p><ul style="list-style-type: none"><li>Defective materials or workmanship that is not covered</li><li>Defective materials or workmanship</li><li>Defective materials or workmanship</li><li>Defective materials or workmanship</li></ul><p>(Excludes damage due to misuse, accidents, or unauthorized repairs)</p><p>(Excludes damage due to misuse, accidents, or unauthorized repairs)</p></div>	<p><a href="#">RORRY Portable Charger Limited Warranty Policy</a></p> <p>Details the limited warranty policy for the RORRY D2-10000 portable charger, covering product coverage, warranty period, what's covered, exclusions, and the claim process.</p>