



Manuals.plus /

› Taptoron /

› Taptoron Smart Flood Lights Outdoor RGB via Bluetooth App Control Instruction Manual

Taptoron BLFL-LFFA

Taptoron Smart Flood Lights Instruction Manual

Model: BLFL-LFFA

Brand: Taptoron

INTRODUCTION

Thank you for choosing Taptoron Smart Flood Lights. These advanced RGBW LED flood lights are designed to enhance your indoor and outdoor spaces with vibrant colors and dynamic lighting effects. Controlled conveniently via the "BRmesh" Bluetooth app, they offer a wide range of customization options without the need for Wi-Fi or complex registration. This manual will guide you through the installation, operation, and maintenance of your new flood lights.



Image: The Taptoron Smart Flood Lights package, including four lights, ground stakes, and a visual of the control app on a smartphone.

PACKAGE CONTENTS

Please verify that all items are included in your package:

- Flood Light (Quantity: 4)
- Stake (Quantity: 4)
- US Plug (Pre-attached to each light)

SETUP & INSTALLATION

Physical Installation

The Taptoron Smart Flood Lights offer versatile installation options:

- **Ground Mount:** Attach the provided stakes to the flood lights and insert them into soft ground for landscape lighting.
- **Wall Mount:** Use appropriate screws (not included) to secure the light's bracket to a wall.

- **Ceiling Mount:** Secure the light's bracket to a ceiling or overhang using suitable hardware (not included).

Ensure the lights are positioned to achieve the desired lighting effect and are within reach of a power outlet.

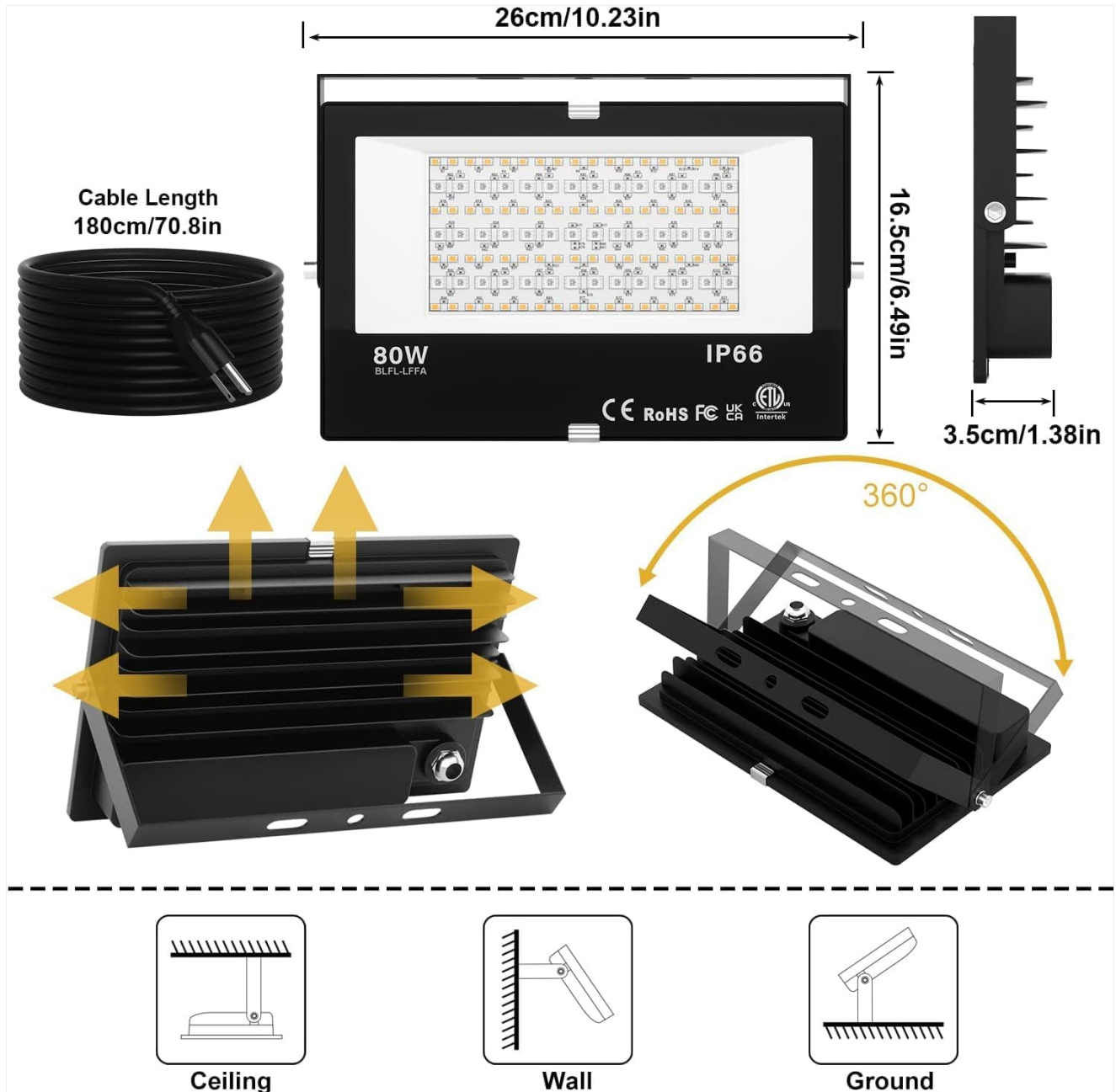


Image: Detailed dimensions of the flood light and visual examples of ceiling, wall, and ground installation methods.

App Control Setup (BRmesh App)

These flood lights are controlled exclusively via the "BRmesh" app, utilizing Bluetooth 5.0 for a stable connection. No remote control, Wi-Fi, or registration is required.

1. **Download the App:** Search for "BRmesh" in your smartphone's app store (iOS or Android) and download it.
2. **Power On Lights:** Plug in your Taptoron Smart Flood Lights.
3. **Open App & Connect:** Open the BRmesh app. The app will automatically detect and connect to nearby Taptoron flood lights via Bluetooth.
4. **Group Control:** The Bluetooth 5.0 Mesh function allows for multi-light operation. Lights can forward signals to each other, extending control distance and stability. You can group multiple lights together for synchronized control or control them separately within the app. You can also share control with family members.

Indoor Use



Outdoor Use



Image: Visual representation of the Bluetooth Mesh technology enabling group control of multiple lights from a single device.

OPERATING INSTRUCTIONS

The BRmesh app provides full control over your Taptoron Smart Flood Lights:

Color Changing & Brightness Adjustment

- **16 Million Colors:** Use the color wheel in the app to select from a vast spectrum of static colors.
- **Brightness Adjustment:** Adjust the light intensity from 1% to 100% to suit your needs.

Dimmable RGBW LED Flood Lights

(Note: dimming only via APP)



RGB: 16 million colors to be chosen and 23 dynamic modes



Daylight 5700K





1%~100% 


Image: Example of a house lit with different colors, demonstrating the 16 million color options and brightness adjustment via the BRmesh app.

Dynamic Modes & DIY Scenes

- **23 Dynamic Modes:** Choose from 23 pre-set dynamic modes, including various color transitions, flashes, and fades, perfect for different moods and occasions.
- **DIY Scenes:** Create and save up to 2 custom lighting scenes based on your preferences.



Christmas




Gaming

23 Scene Setting and Music Rhythm

Not compatible with Amazon Alexa or Google Home, No remote control need



Live Stream



Valentine's Day



Party

Image: Examples of various scene settings and dynamic modes, including Christmas, gaming, live streaming, Valentine's Day, and party environments.

Music Sync Function

The flood lights can synchronize their color changes with the rhythm of music. Simply download music to the app or activate the microphone feature within the app, and the lights will respond to the audio, creating an immersive experience for parties and events.

Your browser does not support the video tag.

Video: Demonstration of the Taptoron Smart Flood Lights changing colors in sync with music, controlled via the BRmesh app.

Timing Function & Synchronization

- **Automated Schedules:** Utilize the built-in timing chip to set daily schedules for your lights to turn on and off automatically at preferred times and with specific colors/modes.
- **Consistent Rhythm:** When using dynamic modes (strobe, smooth, flash), the color change rhythm of multiple flood lights will remain consistent.



Image: Visualizing the timing function, allowing users to set automatic on/off schedules for the lights via the app.

MAINTENANCE

The Taptoron Smart Flood Lights are designed for durability and minimal maintenance:

- **IP66 Waterproof:** Constructed with a high-quality die-cast aluminum housing and tempered glass, these lights are rated IP66 waterproof, making them resistant to heavy rain, sleet, and snow.
- **Heat Dissipation:** The high-quality heat conductive material ensures efficient heat dissipation, contributing to the long lifespan of the flood lights.
- **Cleaning:** Periodically wipe the glass surface with a soft, damp cloth to remove dirt and debris. Do not use harsh chemicals or abrasive materials.



Image: Demonstrates the robust IP66 waterproof rating and resistance to extreme temperatures, ensuring durability in various weather conditions.

TROUBLESHOOTING

If you encounter any issues with your Taptoron Smart Flood Lights, please refer to the following common solutions:

- **Lights Not Responding to App:**

- Ensure Bluetooth is enabled on your smartphone.
- Make sure the lights are powered on and within Bluetooth range.
- Close and reopen the BRmesh app.
- Restart your smartphone.
- Unplug and re-plug the lights to reset them.

- **No Remote Control Included:**

- These lights are designed for app control only via the "BRmesh" app. A physical remote control is not included or required.

- **Light Not Turning On:**

- Check the power connection and ensure the outlet is working.
- Verify that the light is not set to a very low brightness or a dark color in the app.
- If only one light is not working in a multi-pack, contact customer support for assistance.

- **Inconsistent Color/Rhythm:**

- Ensure all lights are within effective Bluetooth Mesh range of each other or the controlling device.
- Update the BRmesh app to the latest version.

If these steps do not resolve the issue, please contact Taptoron customer support.

SPECIFICATIONS

Feature	Detail
Brand	Taptoron
Model Name	BLFL-LFFA
Color	4 Pack with Stake
Material	Aluminum, Glass
Style	Modern
Light Fixture Form	Floodlight
Room Type	Garden, Game Room
Product Dimensions	10.23"L x 1.38"W x 6.49"H
Specific Uses For Product	Garden, Yard, Pathway, Patio, Home, Party, Holiday Decorative Lighting, Ambient Lighting
Indoor/Outdoor Usage	Outdoor, Indoor
Power Source	Corded Electric
Installation Type	Ground Mount
Control Method	App (Bluetooth)
Light Source Type	LED
Number of Light Sources	4
Voltage	110 Volts (AC)
Light Color	Red, Green, Blue and DIY Multicolored
Shape	Rectangular prism
Item Weight	9.9 Pounds
Number of Items	4

Wattage	80 watts
Unit Count	4.0 Count
Water Resistance Level	Waterproof (IP66)
Connectivity Protocol	Bluetooth
Brightness	8000 Lumen
Efficiency	Energy-efficient
Assembly Required	No
Color Temperature	5700 Kelvin
Date First Available	December 1, 2023

WARRANTY & SUPPORT

Taptoron offers a **2-year warranty** and a **90-day money-back guarantee** for this product. If you encounter any issues or have questions regarding your Taptoron Smart Flood Lights, please do not hesitate to contact our customer service team.

How to Contact Seller:

- Log in to your account on the platform where you purchased the product.
- Navigate to "Your Orders".
- Find the order for your Taptoron Smart Flood Lights.
- Select "Problem with the order" or a similar option.
- Choose "Contact the seller" to send a message to our support team.

We are committed to providing professional and advanced lighting solutions and excellent customer service.