

VOLT PLUS TECH YD03

VOLT PLUS TECH YD03 Wireless Earbuds User Manual

Brand: VOLT PLUS TECH | **Model:** YD03

1. WHAT'S IN THE BOX

Verify that all components are present in the package:

- Wireless Charging Case
- Earbuds (Left and Right)
- USB-C Charging Cable
- User Manual
- Ear Cushions (Multiple Sizes: S, M, L)



Image 1.1: Contents of the VOLT PLUS TECH YD03 package, including earbuds, charging case, and accessories.

2. PRODUCT OVERVIEW

The VOLT PLUS TECH YD03 Wireless Earbuds feature Bluetooth 5.3 connectivity, an LED digital display on the charging case, and touch controls for various functions. They are designed for comfort and offer noise reduction capabilities.

- **Bluetooth 5.3:** Ensures stable and efficient wireless connection.
- **LED Digital Display:** Shows battery levels for both earbuds and the charging case.
- **Noise Reduction:** Equipped with CVC 8.1 technology and quad microphones for clear calls.
- **IPX4 Water Resistance:** Protects against splashes and sweat (earbuds only, charging case is not waterproof).
- **Long Battery Life:** Up to 5+ hours of playback per charge, with an additional 20+ hours from the

charging case.

Bluetooth 5.3 Stability of the whole core to upgrade

Comfortable
to wear

5.3 core upgrade chip, more stable transmission,
connection simpler, with listening to music more.




Image 2.1: Overview of key features including Bluetooth 5.3, Type-C charging, intelligent digital display, HiFi stereo sound, smart noise reduction, and emergency charging function.

Master-slave switch

Comfortable
to wear

Single and double ear random switching

Reduce the single and double ear of switching operation, two separate carry bluetooth chip, picked up any headphones can turn to, use a pair of stereo



Main: direct the left ear

Main: direct the right ear

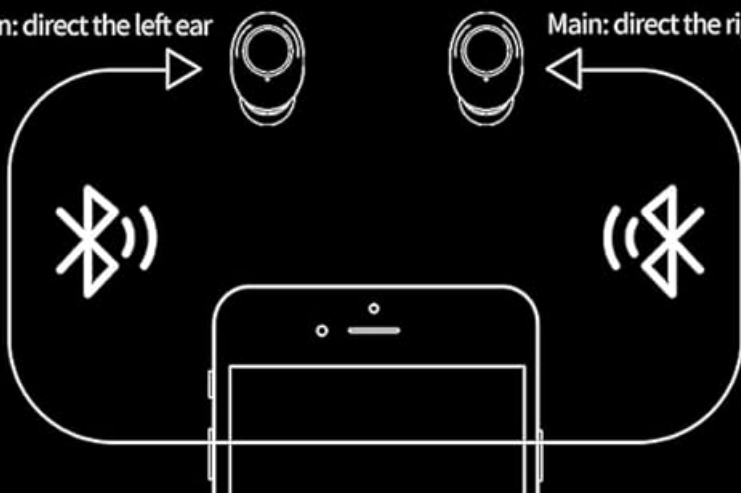




Image 2.2: Detailed view of the LED digital display on the charging case, indicating battery levels for the left earbud, charging case, and right earbud.

3. SETUP

3.1 Initial Pairing

1. **Charge the Earbuds:** Before first use, ensure both earbuds and the charging case are fully charged. Place the earbuds into the charging case and connect the case to a USB power source using the provided USB-C cable.
2. **Power On:** Open the charging case. The earbuds will automatically power on. A blue indicator light will confirm they are on. If they do not power on automatically, press and hold the touch area on each earbud for 3-5 seconds until the blue indicator light flashes.
3. **Activate Bluetooth:** On your device (smartphone, tablet, etc.), go to the Bluetooth settings and turn Bluetooth on.
4. **Search for Device:** In the list of available Bluetooth devices, search for "YD03".
5. **Connect:** Select "YD03" to pair. The earbuds will provide a voice prompt "Connected" once pairing is successful.



Image 3.1: Earbuds placed inside the charging case, ready for initial setup or charging.

3.2 Re-pairing and Single Earbud Mode

- Once paired, the earbuds will automatically connect to the last paired device when removed from the case and Bluetooth is active on the device.
- The earbuds support independent use. Either the left or right earbud can be used alone. Simply remove one earbud from the case, and it will connect as a single unit.



Image 3.2: Diagram illustrating the flexible master-slave switching, allowing either earbud to function independently or together for stereo sound.

4. OPERATING INSTRUCTIONS

4.1 Touch Controls

The earbuds feature touch-sensitive controls on their outer surface. Refer to the diagram below for specific functions:

New upgrade Flagship equipment 5



Game/video
/music
three patterns



Chip 5.3
Updated version



Type-C Quick
charge interface



Intelligent three
true digital
display screen



HiFi
Stereo sound



Ear phone Smart
noise reduction



Emergency
charging
treasure function



Double host
single and
double Ear
random switching



Carving breathing
lamp light effect

Image 4.1: Visual guide to the touch controls on the left and right earbuds for music playback, volume adjustment, call management, and voice assistant activation.

- **Play/Pause:** Single-tap on either earbud.

- **Next Song:** Double-tap on the **Right** earbud.
- **Previous Song:** Double-tap on the **Left** earbud.
- **Volume Up:** Triple-tap on the **Right** earbud.
- **Volume Down:** Triple-tap on the **Left** earbud.
- **Answer/End Call:** Single-tap on either earbud.
- **Reject Call:** Press and hold either earbud for 1.5 seconds.
- **Activate Voice Assistant (Siri/Google Assistant):** Press and hold either earbud for 1.5 seconds (after rejecting a call, or when not on a call).
- **Game/Music/Video Mode:** Four taps on either earbud to switch between modes.

4.2 Monitoring Battery Level

The charging case features an LED digital display that shows the battery percentage of the case and the individual charge status of the left and right earbuds.

AI light intelligent digital display without covering the be clear at a glance



Upgrade LED light display, no need to open cover, about headphones and charging tank remaining power be clear at a glance



Image 4.2: The LED display on the charging case indicating the battery percentage of the case (center) and the charging status of the left (L) and right (R) earbuds.

5. CHARGING AND BATTERY

5.1 Charging the Earbuds

Place the earbuds into the charging case. They will automatically begin charging. The LED display on the case will show their charging status.

5.2 Charging the Case

Connect the provided USB-C cable to the charging port on the case and plug the other end into a USB power adapter (not included) or a computer USB port. The LED display will show the charging progress of

the case.

Graphene diaphragm HiFi sound level of Sone thousand

Comfortable
to wear

Graphene composite diaphragm with light quality,
fast response high fidelity, help to optimize the
high frequency of sound reflect more abundant details.



5.3 Battery Life

- Earbuds provide over 5 hours of continuous playback on a single charge.
- The charging case provides an additional 20+ hours of charge, totaling over 25 hours of use.
- Full charging time for the case is approximately 2 hours.

6. CARE AND MAINTENANCE

- **Cleaning:** Use a soft, dry cloth to clean the earbuds and charging case. Avoid using harsh chemicals or abrasive materials.
- **Water Resistance:** The earbuds are IPX4 water-resistant, meaning they are protected from splashing water from any direction. They are suitable for exercise and light rain. **The charging case is NOT waterproof.** Do not submerge the earbuds or case in water.
- **Storage:** Store the earbuds in their charging case when not in use to protect them and keep them charged.
- **Temperature:** Avoid exposing the earbuds to extreme temperatures (hot or cold) or high humidity.

7. TROUBLESHOOTING

- **Earbuds not pairing with device:**
 - Ensure earbuds are charged and powered on.
 - Turn off and on your device's Bluetooth.
 - Forget "YD03" from your device's Bluetooth list and attempt to re-pair.
 - Place earbuds back in the case, close it, wait a few seconds, then open and try again.
- **Only one earbud working:**
 - Ensure both earbuds are charged.
 - Place both earbuds back in the charging case, close the lid, then open it again to reset their connection.
 - If the issue persists, try re-pairing both earbuds with your device.
- **Earbuds not charging:**
 - Ensure the charging case has power (check its LED display).
 - Verify the USB-C cable is securely connected to both the case and the power source.
 - Clean the charging contacts on the earbuds and inside the case with a dry cotton swab.
- **Poor sound quality:**
 - Ensure earbuds are properly seated in your ears. Try different size ear cushions.
 - Check the audio source device's volume and sound settings.
 - Move closer to your connected device to avoid interference.

8. SPECIFICATIONS

Model Name	YD03
Brand	VOLT PLUS TECH

Connectivity Technology	Wireless (Bluetooth 5.3)
Bluetooth Version	5.3
Bluetooth Range	33 Feet (10 meters)
Noise Control	Active Noise Cancellation, Passive Noise Cancellation, Sound Isolation
Water Resistance Level	IPX4 (Earbuds only)
Battery Life (Earbuds)	5+ Hours
Total Battery Life (with Case)	25+ Hours
Charging Time (Case)	2 Hours
Headphones Jack	USB-C
Control Method	Touch
Item Weight	4 Ounces (Earbuds + Case)
Product Dimensions	1.5 x 1 x 1.5 inches
Compatible Devices	Android, iOS, Mac, Windows, ZTE nubia Z50 Ultra

Micro faster charging, use longer

Comfortable
to wear

Improve charging time, fast life, greatly enhance the service life of the charging module, charge more quickly and safely.



Image 8.1: Illustration highlighting the Bluetooth 5.3 chip, emphasizing stable and upgraded connectivity.







9. WARRANTY AND SUPPORT

For warranty information or technical support, please refer to the contact details provided with your purchase documentation or visit the official VOLT PLUS TECH website. Keep your proof of purchase for any warranty claims.

Manufacturer: VOLT PLUS TECH

Date First Available: December 4, 2023

Related Documents - YD03

	<p>YD03 TWS Wireless Headset User Manual and Specifications</p> <p>Comprehensive guide for the YD03 TWS Wireless Headset, covering features, operation, pairing, touch controls, troubleshooting, and FCC compliance. Includes product parameters and packing list.</p>
	<p>Sheng Ya Earphones User Manual: Features, Pairing, and Usage</p> <p>Comprehensive user manual for Sheng Ya earphones, detailing button functions, pairing instructions, and important usage guidelines. Covers power on/off, playback control, call handling, and connection procedures.</p>
	<p>boAt Airdopes 71: TWS Wireless Earbuds User Manual & Specifications</p> <p>Comprehensive guide to the boAt Airdopes 71 True Wireless Stereo (TWS) earbuds. Learn about features like BEAST™ Mode, ENx™ Tech, IWP™, pairing, charging, basic functions, and specifications.</p>
	<p>Argom Tech SkeiPods E95 Active Wireless Sport Earbuds User Manual</p> <p>User manual for Argom Tech SkeiPods E95 Active Wireless Sport Earbuds. Learn about features like AI Noise Cancelling, IPX7 waterproofing, Bluetooth 5.3, battery life, pairing, music/call controls, charging, and safety guidelines.</p>
	<p>Realme Buds Air 5: User Guide, Features, and Specifications</p> <p>Discover the Realme Buds Air 5 wireless earbuds. This comprehensive guide covers setup, Bluetooth pairing, touch controls, noise reduction, charging, specifications, and warranty information for an optimal audio experience.</p>
	<p>YD03 TWS Wireless Headset User Manual and Specifications</p> <p>Comprehensive guide for the YD03 TWS Wireless Headset, covering features, operation, pairing, touch controls, troubleshooting, and FCC compliance. Includes product parameters and packing list.</p>