

Ingnok YN02D

Ingnok Portable Monitor User Manual

Model: YN02D

Ultra Slim 15.6 Inch FHD IPS Laptop Screen Extender

1. PRODUCT OVERVIEW

The Ingnok Portable Monitor is designed to expand your visual workspace, offering a lightweight and versatile solution for various computing needs. Its slim profile and robust features make it an ideal companion for both professional and personal use.



Figure 1: Ingnok Portable Monitor with included accessories.

Key Features:

- **Ultra-Thin and Portable:** Weighing just 1.46lb and only 0.31 inches thick, designed for maximum portability.
- **FHD IPS Display:** 1920x1080 resolution with true-to-life color reproduction and 178-degree wide viewing angles.
- **Adjustable Stand:** Integrated stand allows for flexible viewing angles and 360-degree rotation.
- **Seamless Connectivity:** Utilizes USB-C for single-cable data and power, also supports HDMI.
- **Wide Compatibility:** Connects with laptops, Mac, PC, gaming consoles (PS5, Xbox, Switch), and compatible smartphones.

2. SETUP GUIDE

2.1 Unboxing and Components

Carefully unpack all items from the box. Verify that all components are present:

- Ingnok Portable Monitor (Model: YN02D)
- Adjustable Stand
- USB-C to USB-C Cable (for data and power)
- HDMI to Mini HDMI Cable (for video signal)
- USB-A to USB-C Cable (for power only)
- Carrying Pouch
- Cleaning Cloth
- VESA Screws (for mounting)
- Anti-slip stickers



Figure 2: Monitor dimensions and weight for easy portability.

2.2 Connecting the Monitor

The monitor offers flexible connectivity options:

1. USB-C Connection (Single Cable Solution):

For laptops, Macs, or smartphones with a full-featured USB-C port (supporting USB 3.1 or video output), simply connect the provided USB-C to USB-C cable from your device to the monitor's USB-C port. This single cable will transmit both video and power.

Note: For optimal performance and to avoid screen flickering, ensure your device's USB-C port can supply sufficient power (at least 10W at 5V). Some phones may require an external power supply.

2. HDMI Connection (Video + Power):

For devices like PCs, gaming consoles (PlayStation, Xbox, Switch), or laptops without a full-featured USB-C port, use the HDMI to Mini HDMI cable for video signal. Additionally, connect the USB-A to USB-C cable to a 5V/2A (10W) power adapter (not included) or a powered USB port on your device for power supply.



Figure 3: Connectivity options for various devices.

2.3 Adjusting the Stand

The included adjustable stand provides stability and allows for various viewing angles. Simply unfold the stand and place the monitor securely on its designated clips. The stand supports 180-degree tilt and 360-degree rotation for optimal viewing comfort.

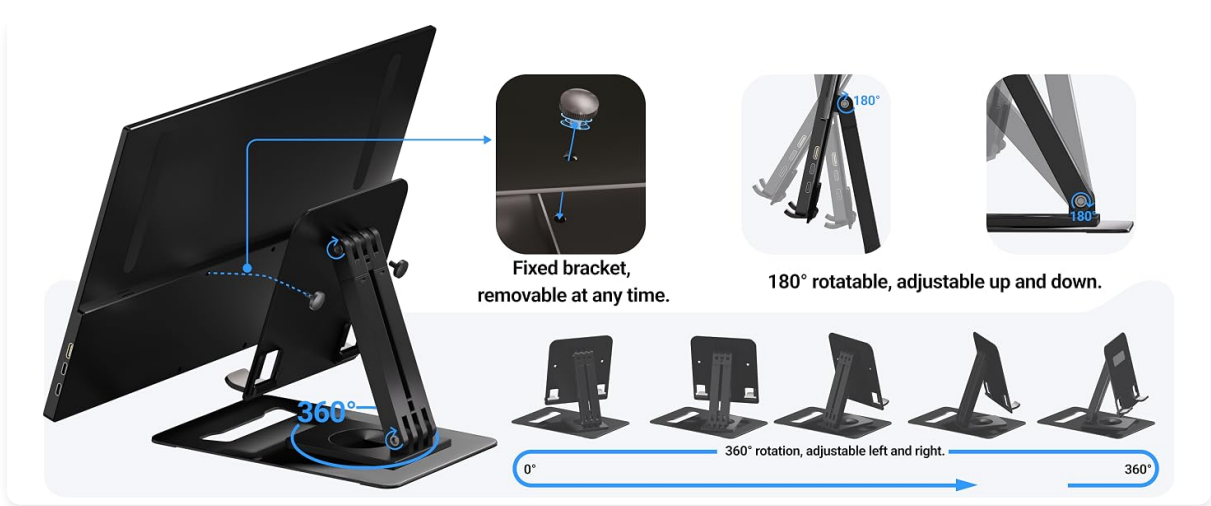


Figure 4: Adjustable stand for versatile positioning.

3. OPERATING INSTRUCTIONS

3.1 Basic Functions

- **Power On/Off:** The monitor automatically powers on when connected to a compatible device and receives power. It powers off when disconnected.
- **Brightness Adjustment:** Use the dedicated buttons on the side of the monitor to increase or decrease brightness.
- **Volume Control:** Adjust the built-in speaker volume using the dedicated buttons.
- **Menu Navigation:** Press the 'M' button to access the OSD (On-Screen Display) menu for advanced settings.

3.2 Display Modes

Depending on your operating system (Windows, macOS), you can configure the display mode:

- **Duplicate Mode:** Mirrors your primary screen's content onto the portable monitor.
- **Extend Mode:** Extends your desktop across both screens, providing more workspace for multitasking.
- **Second Screen Only:** Displays content only on the portable monitor, with your primary screen turned off.

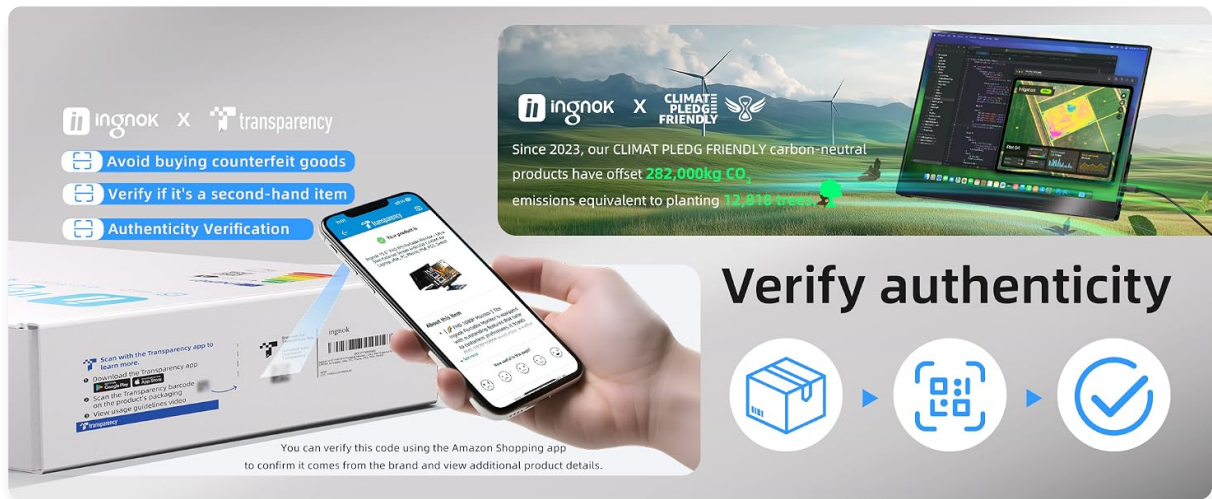


Figure 5: Utilizing the monitor to boost work efficiency.

4. MAINTENANCE

To ensure the longevity and optimal performance of your Ingkok Portable Monitor, follow these maintenance guidelines:

- **Cleaning:** Use the provided cleaning cloth or a soft, lint-free cloth to gently wipe the screen. For stubborn smudges, slightly dampen the cloth with water or a screen-safe cleaner. Avoid harsh chemicals or abrasive materials.
- **Storage:** When not in use, store the monitor in its carrying pouch to protect it from dust, scratches, and impacts. Store in a cool, dry place away from direct sunlight.
- **Cable Care:** Handle cables gently. Avoid sharp bends or excessive pulling that could damage the connectors or internal wires.
- **Stand Care:** Ensure the adjustable stand is clean and free of debris to maintain smooth operation.

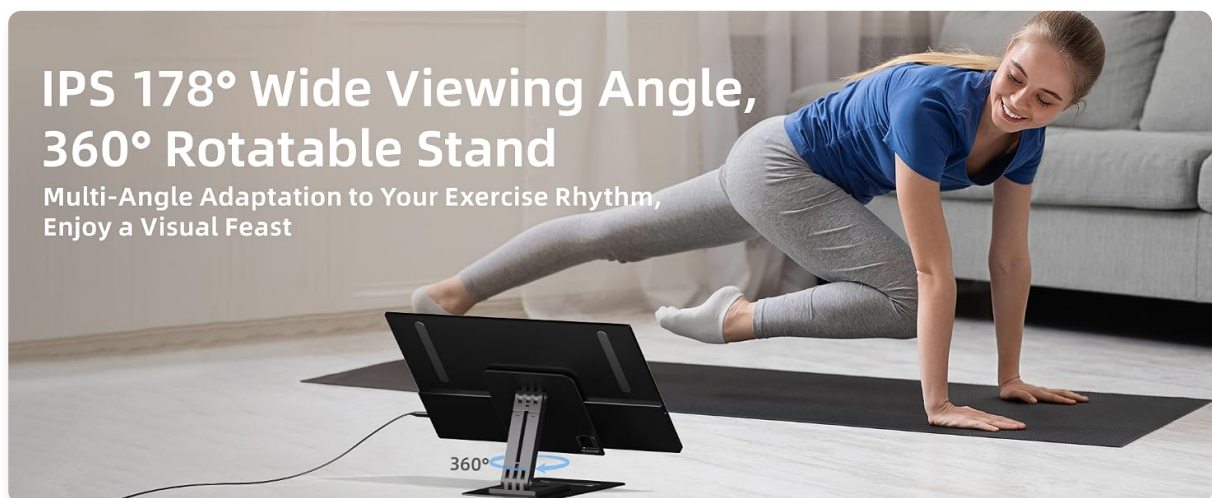


Figure 6: The monitor's portability makes it suitable for various environments.

5. TROUBLESHOOTING

If you encounter any issues with your Ingnok Portable Monitor, refer to the common problems and solutions below:

Problem	Possible Cause	Solution
No Signal / Black Screen	Incorrect cable connection, insufficient power, incompatible device.	Ensure cables are securely connected. Use a 5V/2A power adapter if needed. Verify device compatibility.
Screen Flickering	Insufficient power supply, cable issue.	Ensure adequate power supply (10W minimum). Try a different USB-C or HDMI cable.
No Audio	Volume muted or too low, audio settings incorrect.	Check monitor volume and device audio settings. Ensure external speakers/headphones are connected if desired.
Display Resolution Issues	Device resolution setting, cable limitation.	Adjust display resolution on your connected device. Ensure your cable supports the desired resolution.

For more detailed troubleshooting, please refer to the [User Guide \(PDF\)](#).

6. SPECIFICATIONS

Feature	Specification
Screen Size	15.6 Inches
Resolution	1920 x 1080 Pixels (FHD 1080p)
Panel Type	IPS
Aspect Ratio	16:9
Image Brightness	280 cd/m ² (as per manual) / 300 Candela (as per product page)
Contrast Ratio	1200:1
Item Weight	1.46 pounds
Product Dimensions	13.78 x 8.66 x 0.31 inches
Total USB Ports	2 (USB-C)
Screen Surface	Matte

7. WARRANTY AND SUPPORT

Ingnok is committed to providing high-quality products and excellent customer service.

- **Lifetime Unlimited Warranty:** Your Ingnok Portable Monitor is covered by a lifetime warranty.
- **Lifetime Customer Support:** Access dedicated customer support for any inquiries or assistance.
- **No Worry Return/Replacement:** Enjoy peace of mind with hassle-free returns and replacements.

For further assistance or to register your product for extended warranty, please refer to the official [Warranty \(PDF\)](#) or contact Ingnok support directly.

You can also verify product authenticity using the Amazon Shopping app by scanning the code on the product packaging.