

La-Z-Boy Nova

La-Z-Boy Nova Executive Office Chair

USER MANUAL

1. IMPORTANT SAFETY INFORMATION

Please read and understand all instructions before assembling and using this product. Failure to follow these instructions may result in injury or damage. Keep this manual for future reference.

- Ensure all parts are present and undamaged before assembly. Do not use if any parts are missing or broken.
- Assemble the chair on a soft, non-abrasive surface to prevent scratching.
- Do not stand on the chair. Use it only for seating one person at a time.
- Do not use the chair if any components are loose or damaged. Tighten all fasteners periodically.
- Keep children and pets away during assembly. Small parts may pose a choking hazard.
- Maximum weight capacity for this chair is **350 lbs**. Do not exceed this limit.

2. PRODUCT OVERVIEW

The La-Z-Boy Nova Executive Office Chair is designed for luxurious comfort and modern style, featuring patented AIR Ergonomic Support Technology for dynamic lumbar support. This chair is endorsed by the American Chiropractor's Association, blending ergonomics with design for an optimal workspace experience.



Figure 2.1: Front view of the La-Z-Boy Nova Executive Office Chair.



Figure 2.2: The Nova chair integrated into a home office environment.

Key Features:

- **Posture & Comfort:** Features a four-layer foam structure, including a poly-fill top layer, and high-density foam for the seat back, ensuring all-day comfort. Covered in premium PU faux leather.
- **Patented AIR Ergonomic Support Technology:** Dynamic lumbar support that automatically adjusts as you move, promoting healthy posture and easing tension.



LUMBAR TECHNOLOGY

Patented technology moves
as you pivot and twist to
maintain pelvic support.



ENDORSED BY
ACA
AMERICAN
CHIROPRACTIC
ASSOCIATION



Figure 2.3: Illustration of the patented AIR Lumbar Technology providing continuous support.

- **ComfortCore® Seating Technology:** Multi-layered seat cushion for sustained comfort during extended use.

ComfortCore®

SEATING TECHNOLOGY



The multi-layered ComfortCore® seat cushion ensures you stay comfortable throughout extended use.

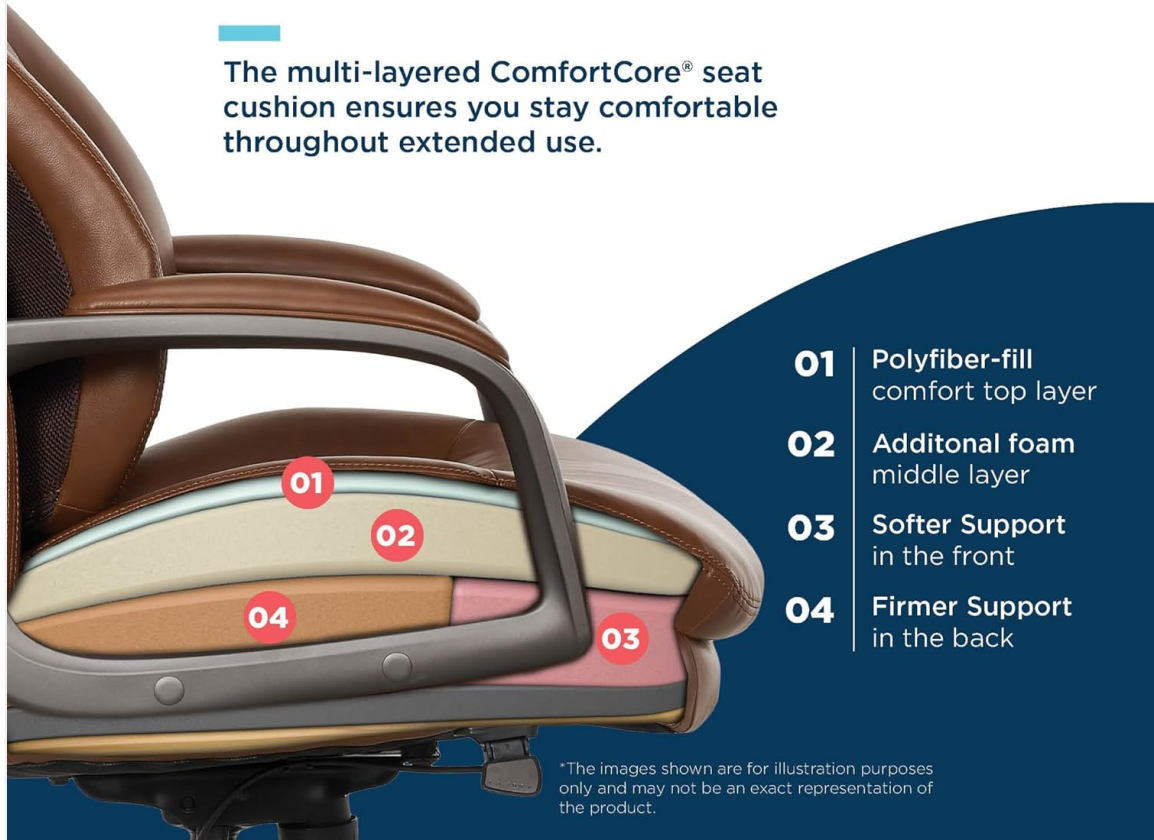


Figure 2.4: Detailed view of the ComfortCore® layered cushion structure.

- **Perforated Back Cushion:** Adds an extra element of comfort by helping to keep you cool.

Perforated BACK CUSHION

The perforated back cushion adds an extra element of comfort by helping to keep you cool.



Seamless DETAILED FINISH

Accented with chrome colored paint, the Nova offers a combination of style and practicality.



Figure 2.5: Close-up of the perforated back cushion for enhanced breathability.

- **Ergonomic Armrests:** Posture-perfect armrests are ergonomically positioned to reduce pressure on arms and shoulders.
- **Easy-Glide 360° Casters:** Durable nylon 5-star rolling base with dual-caster wheels for smooth movement across most carpet types.



Figure 2.6: Ergonomic armrests and smooth-rolling casters for mobility.

- **American Chiropractic Association Endorsement:** Products with this endorsement are of the highest quality and offer chiropractic-related benefits.



L A Z B O Y®



Products with endorsement by the American Chiropractic Association are of the highest quality and have a chiropractic-related benefit for consumers and Doctors of Chiropractic.

Figure 2.7: The La-Z-Boy Nova chair is endorsed by the American Chiropractic Association.

- **Environmentally Conscious:** Committed to sustainability, the chair is made with care and meets certain environmental standards.



Figure 2.8: La-Z-Boy's commitment to environmental responsibility.

Product Video:

Your browser does not support the video tag.

Video 2.1: Official La-Z-Boy Nova Product Overview. This video highlights the chair's design, ergonomic features, and comfort.

3. SETUP AND ASSEMBLY

The La-Z-Boy Nova Executive Office Chair is designed for easy assembly. Step-by-step instructions are included in the box. For optimal ease and safety, assembly by two people is recommended.



Quick and Easy Assembly

Everything you need is included in the box.



Customer Service

www.trueinnovations.com
service@trueinnovations.com

7am - 4pm PST
(10am - 7pm EST)

Our dedicated U.S. based team is ready to assist you with your La-Z-Boy® chair and any help needed with its assembly!



Figure 3.1: The chair is designed for quick and easy assembly, with all necessary components included.

Assembly Tips:

- Lay out all components on a clean, flat surface before beginning.
- Follow the numbered steps in the provided assembly guide carefully.
- Do not overtighten screws during initial assembly; tighten fully once all components are in place.
- Ensure the gas lift cylinder is securely inserted into the base before attaching the seat.

4. OPERATING INSTRUCTIONS

The Nova chair offers various adjustments to customize your seating experience for maximum comfort and ergonomic support.

Height Customization:

To adjust the chair's height, lift up the lever located on the right side of the chair while seated. Release the lever at your desired height. To lower the chair, remain seated and lift the lever. To raise the chair, stand up and lift the lever.



Figure 4.1: Adjusting the chair height using the lever on the right side.

Recline and Tilt Adjustment:

The chair features a recline control tab and tilt lock settings. To unlock the recline function, flip the left lever downwards. To adjust the recline tension, twist the knob located underneath the seat. This allows you to find your perfect level of recline, ranging from 100° to 118°.



Figure 4.2: Controls for recline and tension adjustment.

5. MAINTENANCE

Proper care and maintenance will extend the life and appearance of your La-Z-Boy Nova Executive Office Chair.

Cleaning Instructions:

- **Spot Clean:** For spills or stains on the PU faux leather, immediately blot with a clean, dry cloth. For tougher stains, use a mild soap solution on a damp cloth, then wipe clean with a fresh damp cloth and dry thoroughly.
- Avoid using harsh chemicals, abrasive cleaners, or solvents, as these can damage the material.
- Regularly dust the chair with a soft, dry cloth.

General Maintenance:

- Periodically check all screws and bolts to ensure they are tight. Retighten if necessary.
- Inspect casters for any debris (hair, lint) that might hinder smooth rolling. Clean as needed.
- Avoid exposing the chair to direct sunlight or extreme temperatures, which can cause the material to

fade or crack.

6. TROUBLESHOOTING

If you encounter any issues with your La-Z-Boy Nova Executive Office Chair, refer to the following common troubleshooting tips:

- **Chair Squeaks:** Check and tighten all assembly bolts. A small amount of silicone lubricant can be applied to moving parts, but avoid contact with upholstery.
- **Difficulty Adjusting Height:** Ensure the height adjustment lever is fully engaged. If the gas lift is not responding, it may need replacement. Contact customer support.
- **Chair Does Not Recline:** Verify the recline lock lever is disengaged. Adjust the tension knob to ensure it's not set too stiffly.
- **Casters Not Rolling Smoothly:** Inspect casters for trapped debris (hair, carpet fibers). Clean them thoroughly. If damaged, casters may need replacement.
- **Chair Feels Unstable:** Recheck all assembly connections to ensure they are tight and the chair is on a level surface.

If problems persist after attempting these solutions, please contact La-Z-Boy customer support.

7. SPECIFICATIONS

Detailed specifications for the La-Z-Boy Nova Executive Office Chair:

LA Z BOY

Product Dimensions



350lb

**Weight
Capacity**

Figure 7.1: Key dimensions of the La-Z-Boy Nova Executive Office Chair.

Attribute	Detail
Brand	La-Z-Boy
Model Name	Nova
Model Number	52372-CBRN
UPC	887909221589
Color	Cognac Brown Vegan PU Leather
Product Dimensions (D x W x H)	30"D x 29.25"W x 48.5"H
Maximum Weight Recommendation	350 Pounds
Item Weight	42.8 pounds
Back Style	Solid Back
Finish Type	Faux Leather

Furniture Base Movement	Swivel
Surface Recommendation	Carpet
Safety Standards	Meets ANSI / BIFMA X5.1 requirements

Reliable
CONSTRUCTION

● ● ●

Built for support, the materials and construction of the Nova are rigorously tested and rated to 350 lb.

weight capacity

350 pounds

Meets the requirements of
ANSI / BIFMA X5.1

Figure 7.2: The Nova chair is rated for a 350 lb weight capacity and meets BIFMA standards.

L A **Z** B O Y®

Built to Last

All parts and construction are tested to meet BIFMA industry standards for safety, quality, and durability.

Meets the requirements of

ANSI / BIFMA X5.1



Heavy duty class III gas lift
Rated to 350 lb




Figure 7.3: Components like the heavy-duty gas lift are tested to meet industry standards.

8. WARRANTY INFORMATION

For detailed warranty information regarding your La-Z-Boy Nova Executive Office Chair, please refer to the warranty card included with your product or visit the official La-Z-Boy website. Warranty terms and conditions may vary and are subject to the manufacturer's policy.

9. CUSTOMER SUPPORT

Should you require assistance with assembly, parts, or have any questions about your La-Z-Boy Nova Executive Office Chair, please contact our dedicated U.S. based customer support team.



Quick and Easy Assembly

Everything you need is included in the box.



Customer Service

www.trueinnovations.com
service@trueinnovations.com

7am - 4pm PST
(10am - 7pm EST)

Our dedicated U.S. based team is ready to assist you with your La-Z-Boy® chair and any help needed with its assembly!



Figure 9.1: Customer service details for support and assembly assistance.


Website: www.trueinnovations.com






Email: service@trueinnovations.com

Operating Hours: 7am - 4pm PST (10am - 7pm EST)

© 2025 La-Z-Boy. All rights reserved.

Related Documents - Nova

	<p>La-Z-Boy Manager Chair: Use and Care, Assembly, and Warranty Guide</p> <p>Detailed instructions for the La-Z-Boy Manager Chair, covering assembly, operation, maintenance, and limited warranty information. Includes multilingual support.</p>
---	--

	<p>La-Z-Boy Executive Chair 44940 Assembly and Operating Instructions</p> <p>Comprehensive assembly, operating, and warranty guide for the La-Z-Boy Executive Chair, Model 44940. Learn how to assemble, adjust, and care for your chair.</p>
	<p>La-Z-Boy Platinum Luxury-Lift Power Recliner: Operating Instructions</p> <p>Comprehensive guide for the La-Z-Boy Platinum Luxury-Lift power recliner, covering assembly, safe operation, and features like lift, recline, massage, heat, and adjustable headrest/lumbar.</p>
	<p>LA-Z-BOY Manager Chair: Assembly, Use, Care, and Warranty Guide</p> <p>Comprehensive guide for the LA-Z-BOY Manager Chair (Model 52460), including detailed assembly instructions, usage and care guidelines, and limited warranty information.</p>
	<p>La-Z-Boy Platinum Luxury-Lift® Power Recliner: Operating and Assembly Manual</p> <p>Comprehensive guide for La-Z-Boy Platinum Luxury-Lift® power recliner models (1PL, 1PM, 1PH). Includes assembly, operation, safety, and troubleshooting instructions.</p>
	<p>La-Z-Boy Air Collection User Guide: Setup, Features, and Safety</p> <p>Comprehensive user guide for the La-Z-Boy Air Collection ergonomic chair by Komflex. Includes assembly instructions, detailed operation of the hand controller for recline, massage, heating, and memory functions, along with essential safety guidelines.</p>