

## Joby JB01950-BWW

# JOBY SeaPal Bluetooth Shutter Grip Instruction Manual

Model: JB01950-BWW

## INTRODUCTION

---

The JOBY SeaPal Bluetooth Shutter Grip is designed to enhance your mobile photography and videography experience, especially in challenging environments. It provides superior control over your smartphone's camera, ensuring you capture every moment with ease and precision. Its durable construction offers protection against water, dust, and shocks, making it ideal for various outdoor and aquatic activities.

This manual provides essential information on setting up, operating, and maintaining your SeaPal Bluetooth Shutter Grip to ensure optimal performance and longevity.

## WHAT'S IN THE BOX

---

- 1 x SeaPal Bluetooth Shutter Grip

## SETUP

---

Follow these steps to properly set up your JOBY SeaPal Bluetooth Shutter Grip with your SeaPal Waterproof Smartphone Case.

### 1. Preparing the SeaPal Case

1. **Place the Case:** Place your SeaPal Waterproof Smartphone Case on a soft, clean surface to prevent scratching the front lens port.
2. **Open the Latch:** To open the case, push the red release button on the latch and turn the latch away from yourself.
3. **Install Bumper Kit:** Refer to the detailed instruction manual (available via QR code on packaging) for the correct bumper configuration and placement specific to your phone model. Bumpers simply slide into place without the need for glues or adhesives.
4. **Insert Phone:** Remove any existing phone cases from your smartphone. Place your phone inside the

SeaPal case with its lens pointing out of the lens port.

5. **Close and Secure:** Close the rear membrane of the case. Secure the latch by rotating it back into the locking position. Listen for an audible click to confirm it is securely fastened. Test the latch by hand to ensure it is firm.

## 2. Attaching the Bluetooth Shutter Grip

6. **Secure the Grip:** Secure the Bluetooth Shutter Grip to the base of the SeaPal case using the supplied mounting screws. Ensure the red shutter button on the grip faces the same direction as the case's lenses. You can use a small flathead screwdriver or a coin to tighten the screws.
7. **Power On Grip:** Long press the red shutter button on the grip until you see a green light flashing, indicating it is powered on and ready for pairing.
8. **Bluetooth Pairing:** On your smartphone, open the Bluetooth settings. Locate and connect to the JOBY Shutter Grip.

Once connected, the shutter button on the grip will allow you to take photos and start/stop video recording while your phone is in video mode.

Your browser does not support the video tag.

Video: JOBY SeaPal Range: Product Overview. This video demonstrates the correct setup process for the JOBY SeaPal Waterproof Smartphone Case and the Bluetooth Shutter Grip, including bumper installation and Bluetooth pairing.

Your browser does not support the video tag.

Video: Dive into complete SeaPal Ecosystem of aquatic creativity! This video showcases the various components of the SeaPal ecosystem, including the Shutter Grip, and how they integrate for underwater content creation.

## OPERATING THE SHUTTER GRIP

---

Once your SeaPal Bluetooth Shutter Grip is securely attached and paired with your smartphone, operating it is straightforward:

- **Taking Photos:** With your phone's camera app open, press the red shutter button on the grip to capture a still image.
- **Recording Video:** Switch your phone's camera app to video mode. Press the red shutter button once to start recording, and press it again to stop recording.
- **Underwater Use:** The ergonomic design of the grip provides a secure and comfortable hold, allowing for stable shooting even in dynamic water environments. The Bluetooth connection ensures reliable shutter activation without direct screen interaction.

## MAINTENANCE

---

Proper maintenance will extend the life of your SeaPal Bluetooth Shutter Grip:

- **Cleaning:** After each use, especially in saltwater, rinse the grip thoroughly with fresh water. Wipe it dry with a soft, clean cloth.
- **Storage:** Store the grip in a cool, dry place away from direct sunlight and extreme temperatures.
- **Battery:** The grip features a long-lasting battery designed for years of use. If replacement is ever needed, refer to the full product manual or contact customer support.

## TROUBLESHOOTING

---

If you encounter issues with your SeaPal Bluetooth Shutter Grip, consider the following:

- **Not Connecting via Bluetooth:** Ensure the grip is powered on (green light flashing). Check your phone's Bluetooth settings to ensure it's discoverable and try re-pairing. Make sure no other devices are interfering with the Bluetooth signal.
- **Shutter Button Not Responding:** Verify the Bluetooth connection is active. Ensure your phone's camera app is open and in the correct mode (photo or video).
- **Water Leakage (Case):** While the grip itself is not waterproof, it attaches to the waterproof SeaPal case. Always perform a dry test of the SeaPal case before placing your phone inside and submerging it in water. Ensure all seals are clean and free of debris, and the latch is securely closed.

## SPECIFICATIONS

Product Dimensions	7.75 x 4 x 3.5 inches
Item Weight	9.3 ounces
Model Number	JB01950-BWW
Material	Polycarbonate (PC)
Color	Gray
Mounting Type	Screw Mount

## PRODUCT IMAGES



Image: The JOBY SeaPal Bluetooth Shutter Grip securely attached to the bottom of a SeaPal Waterproof Smartphone Case, ready for use.





Image: A detailed view of the ergonomic design of the Bluetooth Shutter Grip, highlighting its textured surface for a firm

hold and the red shutter button.



Image: A person demonstrating the attachment of the Bluetooth Shutter Grip to the SeaPal Waterproof Smartphone Case using screws.





Image: A person partially submerged in water, holding the SeaPal case with the attached grip, capturing content.



Image: A person walking along a sandy beach, holding the SeaPal case with the Bluetooth Shutter Grip, showcasing its portability.






Image: A person in the water holding the SeaPal case with the grip above the surface, ready to capture a shot.




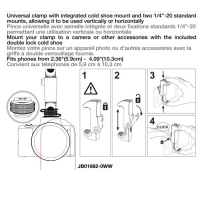
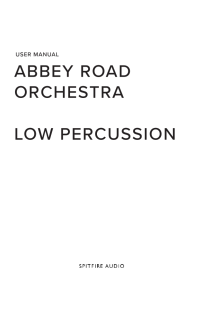
## WARRANTY & SUPPORT

For warranty information, technical support, or any inquiries regarding your JOBY SeaPal Bluetooth Shutter Grip, please refer to the official JOBY website or contact their customer service department. Keep your purchase receipt for warranty claims.


© 2025 JOBY. All rights reserved.

### Related Documents - JB01950-BWW


	<p><a href="#">JOBY SeaPal Waterproof Case Instruction Manual</a></p> <p>Comprehensive instruction manual for the JOBY SeaPal Waterproof Case, detailing setup, usage, maintenance, and safety information for protecting smartphones in aquatic environments.</p>
---	--

	<a href="#">JOBY SeaPal 6" Dome Instruction Manual for Underwater Smartphone Photography</a> Official instruction manual for the JOBY SeaPal 6" Dome, detailing setup, usage, safety, maintenance, and warranty for underwater and over/under smartphone photography with JOBY SeaPal Waterproof Cases.
	<a href="#">JOBY Impulse Bluetooth Remote User Manual and Safety Information</a> This document provides instructions and safety warnings for the JOBY Impulse Bluetooth Remote, including details on battery safety and regulatory compliance.
	<a href="#">Videndum Magnetic Wireless Charger JB01811-BWW User Manual   Safety &amp; FCC Compliance</a> Official product manual for the Videndum Magnetic Wireless Charger (Model JB01811-BWW). Includes safety precautions, operating instructions, and FCC compliance information.
	<a href="#">JOBY GripTight Smart Clamp: Universal Phone Mount for Cameras</a> Detailed information on the JOBY GripTight Smart clamp, a versatile accessory for mounting smartphones to cameras and other equipment. Features include a 1/4"-20 mount, cold shoe adapter, and adjustable grip for phones from 2.36" to 4.09".
	<a href="#">Spitfire Audio Abbey Road Orchestra Low Percussion User Manual</a> A comprehensive guide to installing, configuring, and using the Spitfire Audio Abbey Road Orchestra Low Percussion virtual instrument, covering all features, techniques, and troubleshooting.

Documents - Joby – JB01950-BWW




[\[pdf\]](#) User Manual Instructions Warranty  
manual JB01950 BWW SeaPal Bluetooth Shutter Grip Joby New AU Instructions JOBY cdn joby media  
able |||  
SeaPal Bluetooth Shutter Grip Instruction manual Thank you for purchasing this  
SeaPal Bluetooth Shutter Grip. Overview: The SeaPal Bluetooth Shutter Grip adds  
superior control over your phone so you never miss a shot. The SeaPal Bluetooth  
Shutter Grip is simple to connect to your phone and has a b...  
lang:en score:56 filesize: 262.08 K page\_count: 6 document date: 2024-02-19



[\[pdf\]](#)  
Microsoft PowerPoint JOBY SeaPal Sales Deck EN v3 Helen Bluetooth Shutter Grip Singer  
Photographicsingerphoto co za â attachment info sheet joby seapal bluetooth shutter grip singerphoto  
able id 9158 |||  
JOBY SeaPal Bluetooth Shutter Grip Remote Shutter Grip for SeaPal Waterproof  
Case **JB01950-BWW** The SeaPal Bluetooth Shutter Grip adds superior control over  
your phone so you never miss a shot. It is designed to provide better responsiveness  
and feedback through the round shutter button. The ergonomi...  
lang:en score:35 filesize: 504.43 K page\_count: 1 document date: 2024-04-09

[pdf]



Microsoft PowerPoint JOBY SeaPal Sales Deck EN v3 Helen Bluetooth Shutter Grip Singer

PhotographicThe Bluetooth® is simple to connect your phone and has a battery life that will allow years of use before needing be changed has info sheet joby seapal bluetooth shutter gripsingerphoto co za able attachment id 9822 srsltid AfmBOocTBCtZAM1JoV4h1jYJ9O kefXtWFTuqCVARM2y63AG0z9J9xV |||

**JOBY SeaPal Bluetooth Shutter Grip Remote Shutter Grip for SeaPal Waterproof Case JB01950-BWW** The SeaPal Bluetooth Shutter Grip adds superior control over your phone so you never miss a shot. It is designed to provide better responsiveness and feedback through the round shutter button. The ergonomi...

lang:en score:34 filesize: 504.43 K page\_count: 1 document date: 2024-04-09