

awatrue EH05U-AP

awatrue USB Headset with Microphone

Model: EH05U-AP

1. INTRODUCTION

This manual provides essential information for the proper setup, operation, and maintenance of your awatrue USB Headset with Microphone. This headset is designed for clear communication in various environments, including online meetings, call centers, and remote work. Please read this manual thoroughly before using the product.



Image: The awatru USB Headset in apricot color, featuring the headset itself, the USB-A connector, and the in-line control unit with buttons for microphone mute, volume up, volume down, and speaker mute.

2. WHAT'S IN THE BOX

- awatru USB Headset
- USB Cable (integrated)
- User Manual

3. SETUP

3.1 Connecting the Headset

1. Locate an available USB-A port on your computer (PC or Laptop).
2. Plug the USB-A connector of the headset into the USB-A port.
3. The operating system will typically detect and install the necessary drivers automatically. This may take a few moments.
4. Once installed, the headset should be recognized as an audio input and output device.



Image: The awatru USB Headset connected via its USB cable to a laptop, demonstrating its direct USB connectivity for stable and efficient use in an office setting.

3.2 Audio Settings Configuration

After connecting, you may need to select the headset as your default audio device in your computer's sound settings or within your communication application (e.g., Skype, Zoom, Microsoft Teams).

- **Windows:** Go to 'Sound Settings' > 'Playback' and 'Recording' tabs, then select the headset.
- **macOS:** Go to 'System Preferences' > 'Sound' > 'Output' and 'Input' tabs, then select the headset.

4. OPERATING INSTRUCTIONS

4.1 Wearing the Headset

The headset features an adjustable headband and a flexible microphone boom for optimal fit and comfort.

- Adjust the headband to fit comfortably over your head.
- Position the microphone approximately 2 inches (about two finger widths) from your mouth for optimal voice pickup. The microphone can be rotated 270 degrees to be worn on either the left or right side.
- The earcups are designed to be soft and skin-friendly for extended wear.



Image: Detailed view of the headset's ergonomic features, including adjustable headband, 270-degree flexible microphone rotation, and 180-degree rotatable soft memory foam earmuffs, highlighting the built-in steel bar for durability.

4.2 In-line Controls

The headset is equipped with an in-line control unit for easy management of audio functions.

- **Microphone Mute Button:** Press to mute or unmute the microphone. A red LED indicator will illuminate when the microphone is muted.
- **Volume Up (+) Button:** Press to increase the speaker volume.
- **Volume Down (-) Button:** Press to decrease the speaker volume.
- **Speaker Mute Button:** Press to mute or unmute the headset speakers. A red LED indicator will illuminate when the speakers are muted.




Image: A close-up of the in-line control unit, clearly showing the microphone mute, volume up, volume down, and speaker mute buttons, with red LED indicators for mute status.

5. FEATURES

- **Noise-Cancelling Microphone:** Utilizes noise reduction technology to minimize ambient sound, ensuring clear voice transmission.
- **Lightweight Design:** Weighing approximately 4oz (0.19 kg), the headset is designed for long-lasting comfort during extended use.
- **Enhanced Sound Quality:** Provides clear audio for both listening and speaking, suitable for calls and multimedia.
- **Durable Construction:** Features strong built-in steel bars in the headband for increased durability and resistance to breakage.
- **Wide Compatibility:** Compatible with PC, laptop, Mac, and other devices with a USB-A port.

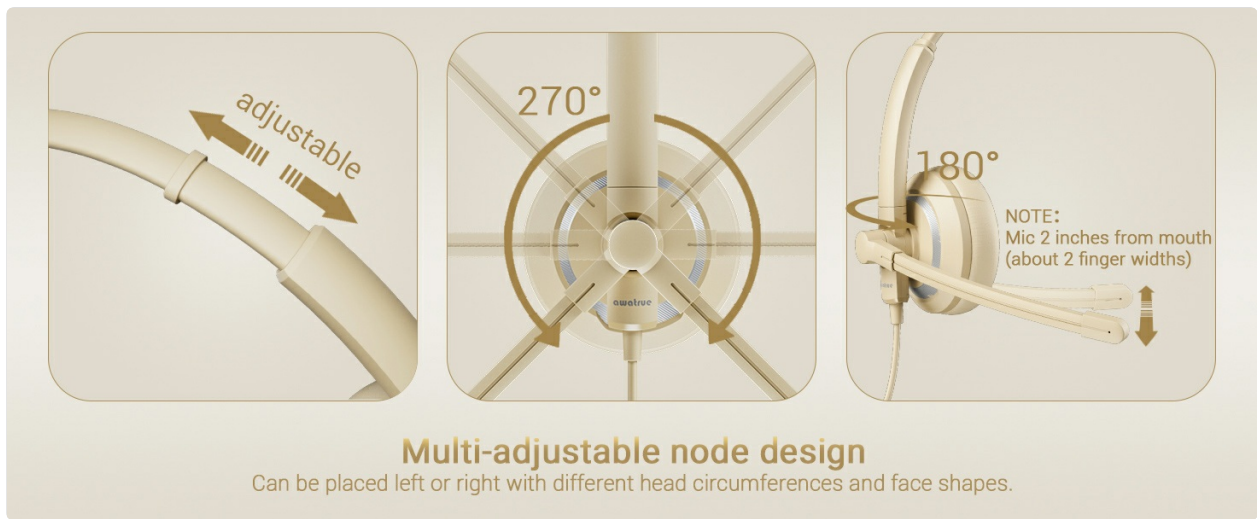


Image: An X-ray style view of the in-line control unit, highlighting the internal noise-cancelling microphone chip, illustrating the technology behind clearer calling.

6. SPECIFICATIONS

Feature	Detail
Model Name	EH05U-AP
Connectivity Technology	Wired (USB-A)
Headphones Jack	USB
Ear Placement	On Ear
Microphone	Noise Cancelling, Flexible (270° rotation)
In-line Controls	Volume Up/Down, Microphone Mute, Speaker Mute
Frequency Range	20 Hz - 20,000 Hz
Compatible Devices	Desktops, Laptops
Material	Plastic (with built-in steel bars)
Item Weight	0.19 Kilograms (6.7 ounces)
Color	Apricot

7. TROUBLESHOOTING

• No Sound / Microphone Not Working:

- Ensure the USB connector is fully inserted into the port.
- Check your computer's sound settings to confirm the headset is selected as the default playback and recording device.
- Verify that the microphone and speaker mute buttons on the in-line control are not activated (red LED off).
- Try plugging the headset into a different USB port or another computer to rule out port or system issues.

- **Poor Sound Quality / Static:**

- Ensure the microphone is positioned correctly, approximately 2 inches from your mouth.
- Check for any physical damage to the cable or connectors.
- Adjust the volume levels on both the in-line control and your computer.
- Ensure no other audio devices are interfering.

- **Headset Uncomfortable:**

- Adjust the headband length to relieve pressure.
- Ensure the earcups are properly seated on your ears.

8. MAINTENANCE




- **Cleaning:** Use a soft, dry cloth to clean the headset. Do not use liquid cleaners or abrasive materials.
- **Storage:** Store the headset in a cool, dry place when not in use. Avoid extreme temperatures.
- **Cable Care:** Avoid sharply bending or twisting the cable to prevent internal damage.
- **Microphone Care:** Handle the flexible microphone boom gently.




9. WARRANTY AND SUPPORT

This awatruue USB Headset comes with a **24-month warranty** from the date of purchase. This warranty covers manufacturing defects and ensures product reliability under normal use.

If you encounter any issues or require assistance with your headset, please contact awatruue customer support. Provide your product model (EH05U-AP) and purchase details for efficient service.

Related Documents - EH05U-AP

	Awatruue EH05-U ENC Computer Headset User Guide User guide for the Awatruue EH05-U ENC Computer Headset, providing setup instructions, troubleshooting tips, and customer service information for this AI-powered noise-cancelling headset.
	Sven AP-010MV Stereo Headphones with Microphone User Manual User manual for Sven AP-010MV stereo headphones with microphone, detailing application, safety precautions, special features, connection, operation, and technical specifications. Includes manufacturer and importer details.
	SVEN AP-B800MV Wireless Stereo Headphones User Manual Comprehensive user manual for SVEN AP-B800MV wireless stereo headphones with microphone, covering features, operation, connectivity, charging, reset, and technical specifications.

 The image shows the cover of a user manual for SVEN AP-G112MV gaming headphones. It features a black and white photograph of the headphones with a flexible boom microphone. The text on the cover includes the SVEN logo, the product name 'AP-G112MV', and the words 'USER MANUAL'.	<p>SVEN AP-G112MV Gaming Stereo Headphones with Microphone User Manual</p> <p>Official user manual for the SVEN AP-G112MV gaming stereo headphones with microphone. This guide provides information on features, specifications, connection, safety precautions, and buyer recommendations.</p>
 The image shows the cover of a camera selection guide from JAI. It features a row of five different industrial camera models. The text includes 'Innovative Industrial Camera Solutions', 'Area Scan • Line Scan • Single Sensor • Multi-Sensor', 'Camera Selection Guide 2018', and the JAI logo.	<p>JAI Industrial Camera Selection Guide: High-Performance Vision Solutions</p> <p>Explore JAI's comprehensive range of high-quality industrial cameras, including area scan and line scan models. This guide details features, specifications, and selection criteria for advanced machine vision applications.</p>
 The image shows the cover of a user manual for SVEN AP-B325MV wireless headphones. It features a black and white photograph of the over-ear headphones. The text includes the SVEN logo, the product name 'AP-B325MV', and the words 'USER MANUAL'.	<p>SVEN AP-B325MV Wireless Stereo Headphones with Microphone User Manual</p> <p>User manual for SVEN AP-B325MV wireless stereo headphones. Learn about features, connection via Bluetooth 5.3, operation, charging, safety, and technical specifications.</p>