

## SWOFY M4

# SWOFY M4 64GB MP3 Player Instruction Manual

Model: M4

## 1. INTRODUCTION

Thank you for choosing the SWOFY M4 64GB MP3 Player. This device is designed to provide a versatile portable audio and media experience, featuring music playback, Bluetooth connectivity, FM radio, video playback, e-book reading, voice recording, and photo viewing. This manual provides detailed instructions to help you set up, operate, and maintain your device.

## 2. PACKAGE CONTENTS

Please check the package contents upon unboxing to ensure all items are present:

- SWOFY M4 64GB MP3 Player
- Wired Earphones
- USB-C Charging Cable
- 3.5mm Audio Jack Cable
- Protective Silicone Case
- Instruction Manual (this document)



SWOFY M4 MP3 Player with included wired earphones and protective silicone case.



Top view of the SWOFY M4 MP3 Player product packaging.

### 3. PRODUCT OVERVIEW

The SWOFY M4 features a compact design with a 2.4-inch display and intuitive controls. It includes an integrated HD speaker for direct audio playback.

# Integrierter HD-Lautsprecher

Befreien Sie Ihre Hände und entspannen Sie Ihre Ohren



Illustration of the SWOFY M4 MP3 Player's integrated HD speaker function, allowing audio playback without headphones.



## 64 GB zusätzlicher Speicherplatz

Das bedeutet, dass Sie eine Wechselfestplatte in Ihrer Tasche haben, auf der mehr als **16.000** Songs gespeichert werden können.

Main menu interface of the SWOFY M4 MP3 Player, showcasing various functions including Music, Video, Radio, Bluetooth, E-book, Settings, Record, Folder, and Photo. The device has 64GB internal storage.

## 4. SETUP

### 4.1 Charging the Device

Before first use, fully charge the MP3 player. Connect the provided USB-C cable to the device's charging port and the other end to a USB power adapter (not included) or a computer's USB port. The device features a 300mAh Lithium Polymer battery, offering up to 50 hours of music playback on a single charge (at medium volume).



# Fast charging for long music playback

Bis zu 50 Stunden Wiedergabe bei mittlerer Lautstärke, wenn das Gerät an einen Computer oder ein Adapter-Ladegerät angeschlossen ist  
(Hinweis: Der Stromverbrauch steigt im Bluetooth-Modus)



SWOFY M4 MP3 Player connected to a laptop via USB for charging, highlighting its fast charging capability and 300mAh battery for extended music playback.

## 4.2 Power On/Off

- **To Power On:** Press and hold the Power button until the screen illuminates.
- **To Power Off:** Press and hold the Power button until the power-off prompt appears, then confirm.

## 4.3 Initial Setup

Upon first power-on, you may be prompted to select your preferred language and set the date and time. Follow the on-screen instructions to complete these initial settings.

## 5. OPERATING INSTRUCTIONS

### 5.1 Music Playback

Navigate to the 'Music' icon on the main menu. You can browse your music by artist, album, genre, or folder. The device supports various audio formats. The internal storage is 64GB, and it supports external MicroSD cards up to 128GB for expanded storage.



## 5.2 Bluetooth Connectivity

The SWOFY M4 features Bluetooth 5.3 for stable wireless connections. To connect to Bluetooth headphones or speakers:

1. Go to the 'Bluetooth' menu from the main screen.
2. Turn on Bluetooth on the MP3 player.
3. Ensure your Bluetooth headphones/speaker are in pairing mode.
4. Select your device from the list of available devices to pair.



The SWOFY M4 MP3 Player demonstrating Bluetooth 5.3 connectivity with wireless earbuds.

## 5.3 FM Radio

To use the FM Radio function, connect wired earphones to the 3.5mm audio jack; they act as an antenna. Navigate to the 'Radio' icon, then scan for available stations.



# FM-Radio

Sie können die gewünschten Nachrichten, Sportereignisse und Musiksender einfach abrufen

The SWOFY M4 MP3 Player displaying its FM Radio interface, shown with over-ear headphones.

## 5.4 Other Functions (Video, E-book, Record, Photo)

The device supports various other media functions. Select the corresponding icon from the main menu to access:

- **Video:** Play compatible video files.
- **E-book:** Read text files.
- **Record:** Use the built-in microphone for voice recordings.
- **Photo:** View image files.

## 5.5 File Transfer

Connect the MP3 player to your computer using the USB-C cable. The device will appear as a removable disk. You can then drag and drop music, video, photo, or e-book files into the appropriate folders on the device.





SWOFY M4 MP3 Player connected to wired earphones via the 3.5mm audio jack.

## 6. MAINTENANCE

- **Cleaning:** Use a soft, dry cloth to clean the device. Avoid liquid cleaners or abrasive materials.
- **Storage:** Store the device in a cool, dry place away from direct sunlight and extreme temperatures.
- **Battery Care:** To prolong battery life, avoid fully discharging the battery frequently. Charge the device regularly, even if not in use for extended periods.
- **Protection:** Use the provided silicone case to protect the device from scratches and minor impacts.

## 7. TROUBLESHOOTING

- **Device does not turn on:** Ensure the battery is charged. Connect the device to a charger for at least 10 minutes, then try powering it on again.
- **Cannot connect via Bluetooth:** Ensure Bluetooth is enabled on both the MP3 player and the target device (headphones/speaker). Make sure both devices are in pairing mode and within range. Try restarting both devices.
- **No sound:** Check the volume level. Ensure headphones are properly connected or Bluetooth is



successfully paired. Test with different headphones or speakers.







- **Files not appearing:** Ensure files are transferred to the correct folders on the device. Verify file formats are supported by the MP3 player.
- **Device freezes or is unresponsive:** Press and hold the Power button for approximately 10-15 seconds to force a restart.

## 8. SPECIFICATIONS

Feature	Detail
Brand	SWOFY
Model Number	M4
Internal Storage	64 GB
Expandable Storage	Up to 128 GB (MicroSD card)
Connectivity Technology	USB, Bluetooth 5.3
Display Size	2.4 inches
Battery Type	Lithium Polymer (300mAh)
Battery Life	Up to 50 hours (music playback at medium volume)
Product Dimensions	0.51 x 1.61 x 2.01 inches
Item Weight	3 ounces
Supported Standards	MP3 (and other common audio/video/image/text formats)
Color	Gray

## 9. WARRANTY AND SUPPORT

For warranty information or technical support, please refer to the documentation included with your purchase or contact SWOFY customer service through the retailer where the product was purchased. Keep your proof of purchase for warranty claims.

	<p><a href="#">SWOFY D50 MP3 Player User Manual</a></p> <p>User manual for the SWOFY D50 MP3 Player. This guide provides detailed instructions on features such as music playback, Bluetooth connectivity, FM radio, recording, e-book reading, and device settings. Learn to maximize your portable digital music experience.</p>
	<p><a href="#">SWOFY D50 MP3 Player User Manual</a></p> <p>User manual for the SWOFY D50 MP3 Player, covering button functions, charging, music playback, Bluetooth pairing, E-book reading, FM radio, settings, and specifications.</p>
	<p><a href="#">M4 Portable MP3 Player User Manual</a></p> <p>Comprehensive user manual for the M4 portable MP3 player, detailing features, operation, charging, data transfer, music playback, video, FM radio, Bluetooth connectivity, and specifications. Learn to use your M4 music player effectively.</p>
	<p><a href="#">SWOFY M2 MP3 Player User Manual</a></p> <p>Comprehensive user manual for the SWOFY M2 MP3 Player, detailing its features, functions, and specifications. Learn how to operate music playback, Bluetooth pairing, FM radio, recordings, e-book reading, and device settings.</p>
	<p><a href="#">SWOFY M4 Music Player User Manual - Features, Specifications &amp; Operation</a></p> <p>Comprehensive user manual for the SWOFY M4 Music Player. Learn about its features, specifications, music playback, movie support, FM radio, Bluetooth connectivity, and more.</p>
	<p><a href="#">SWOFY M4 Music Player User Manual</a></p> <p>User manual for the SWOFY M4 Music Player, detailing its features, functions, specifications, and operation for music playback, video, e-books, FM radio, and Bluetooth connectivity.</p>