

Power King PK090301

Power King Replacement Steel Blade Instruction Manual

Models: PK0903, PK0915, PK0915-EH

1. PRODUCT OVERVIEW

This manual provides instructions for the Power King Replacement Steel Blade, an OEM QVTools Power King product designed for specific chipper shredder models. This high-quality, hardened steel blade is dual-edged for extended use and comes with the necessary mounting bolts for installation.

1.1 Compatibility

- PK0915-EH: 5" Chipper Shredder with Electric Start
- PK0915: 5" Chipper Shredder
- PK0903: 4" Chipper Shredder

1.2 Package Contents

- 1 x Power King Replacement Steel Blade
- 5 x Mounting Bolts



Image 1.1: The Power King Replacement Steel Blade shown with its accompanying five mounting bolts.

2. SAFETY INFORMATION

WARNING: Always exercise extreme caution when handling sharp objects. Blades are extremely sharp and can cause severe injury.

- Always wear heavy-duty gloves when handling the blade.
- Ensure the chipper shredder is completely powered off, unplugged (if electric), and the engine is cool before attempting any maintenance or blade replacement.
- Refer to your chipper shredder's original instruction manual for specific safety procedures related to blade access and replacement.
- Keep hands and all body parts clear of the blade area during operation and maintenance.
- Store replacement blades in a safe, dry place, out of reach of children and unauthorized personnel.

3. SETUP AND INSTALLATION

This section outlines the general procedure for replacing the chipper shredder blade. Always consult your specific chipper shredder's manual for detailed, model-specific instructions.

1. **Preparation:** Ensure the chipper shredder is turned off, unplugged, and the engine is cool. Disconnect

the spark plug wire on gasoline models to prevent accidental starting.

2. **Access the Blade Chamber:** Locate and open the access panel or chute that provides access to the chipper shredder's blade chamber. This may require removing bolts or latches.
3. **Secure the Flywheel/Rotor:** To prevent the blade from rotating during removal, you may need to insert a wooden block or a specialized tool into the chamber to secure the flywheel or rotor.
4. **Remove Old Blade:** Using appropriate wrenches, carefully loosen and remove the existing mounting bolts that secure the old blade. Keep track of any washers or spacers. Carefully remove the old blade, wearing heavy-duty gloves.
5. **Clean the Mounting Area:** Clean any debris, wood chips, or rust from the blade mounting surface on the flywheel or rotor.
6. **Install New Blade:** Position the new Power King Replacement Steel Blade onto the mounting surface, ensuring it is correctly aligned with the bolt holes. Insert the new mounting bolts provided with the blade.
7. **Tighten Bolts:** Hand-tighten all bolts first, then progressively tighten them in a crisscross pattern to ensure even pressure. Refer to your chipper shredder's manual for specific torque specifications. Ensure all bolts are securely fastened.
8. **Reassemble:** Remove any securing blocks, close and secure the access panel or chute. Reconnect the spark plug wire if it was disconnected.



Image 3.1: The dual-edged design of the Power King Replacement Steel Blade, engineered for prolonged usage.

4. OPERATING CONSIDERATIONS

Once the new blade is installed, the chipper shredder should operate with optimal cutting performance. The dual-edged design of this blade allows for efficient processing of wood and organic material.

- Ensure the chipper shredder is operated according to its original manufacturer's guidelines.
- Feed materials appropriate for your chipper shredder's capacity. Overloading can reduce blade life and efficiency.
- Avoid feeding foreign objects (e.g., metal, rocks) into the chipper, as this can severely damage the blade and the machine.

5. MAINTENANCE

Proper maintenance extends the life of your replacement blade and ensures consistent performance.

- **Regular Inspection:** Periodically inspect the blade for signs of wear, nicks, or damage. Replace the blade if significant damage is observed.
- **Cleaning:** After each use, or as needed, clean the blade and the blade chamber to remove accumulated sap, resin, and debris. This prevents buildup that can hinder performance and cause corrosion.
- **Blade Rotation:** Due to its dual-edged design, if one edge shows signs of wear, the blade can be flipped to utilize the second sharpened edge, effectively doubling its lifespan before needing full replacement. Always follow the installation steps when flipping the blade.
- **Storage:** When not in use for extended periods, ensure the blade and chipper shredder are clean and dry to prevent rust.

6. TROUBLESHOOTING

If you experience issues after replacing your blade, consider the following common problems and solutions:

- **Poor Chipping Performance:**
 - *Cause:* Blade installed incorrectly or bolts not tightened sufficiently.
 - *Solution:* Recheck blade installation and ensure all mounting bolts are securely tightened according to your chipper shredder's manual.
 - *Cause:* Blade is dull or damaged.
 - *Solution:* Inspect the blade. If one edge is dull, flip the blade to use the second edge. If both edges are dull or the blade is damaged, replace it.
- **Excessive Vibration:**
 - *Cause:* Blade not balanced or unevenly tightened.
 - *Solution:* Ensure the blade is clean and free of debris. Re-tighten mounting bolts evenly in a crisscross pattern. If vibration persists, the blade may be bent or damaged and requires replacement.
- **Blade Not Engaging:**

- *Cause:* Obstruction in the blade chamber.
- *Solution:* Power off and unplug the machine. Carefully inspect and clear any obstructions from the blade chamber.

7. SPECIFICATIONS







| Attribute | Detail |
|--------------------|--------------------------------------|
| Product Dimensions | 12 x 2 x 0.25 inches |
| Item Weight | 1.48 pounds |
| Manufacturer | QVTools |
| Item Model Number | PK090301 |
| Material | High-quality, hardened steel |
| Blade Edges | Dual-edged (sharpened on both sides) |

8. WARRANTY AND SUPPORT

For specific warranty information regarding your Power King Replacement Steel Blade, please refer to the documentation provided with your original chipper shredder or contact QVTools directly. As an OEM replacement part, its warranty may be covered under the original equipment's terms or a separate limited warranty.

For technical support or further assistance, please contact the manufacturer, QVTools, or the retailer from whom you purchased the blade. Always have your product model number (PK090301) and chipper shredder model information ready when contacting support.

© 2024 QVTools. All rights reserved.

| | |
|-------------------------------------------------------------------------------------|-----------------------------------------------------------------------------------------------------------------------------------------------------------------------------------------------------------------------------------------------------------------------------------------------------------------------------------------------------------------------------------------------------------------------------------------------------|
|  | <p>Power King PK0915 5 Inch Quad Cycle Chipper Shredder User Manual</p> <p>Comprehensive user manual for the Power King PK0915 5 Inch Quad Cycle Chipper Shredder, covering safety instructions, technical specifications, operation, maintenance, installation, and troubleshooting.</p> |
|  | <p>Power King PK0803-GTB Stump Grinder Owner's Manual and Operations Guide</p> <p>This guide provides comprehensive instructions for operating, maintaining, and troubleshooting the Power King PK0803-GTB Stump Grinder with Green Teeth Compatible Wheel. It includes safety precautions, operational procedures, fuel and oil specifications, maintenance guidelines, transportation information, and a detailed parts list.</p> |
|  | <p>Power King PK0915 5 Inch Quad Cycle Chipper Shredder User Manual</p> <p>Comprehensive user manual for the Power King PK0915 5 Inch Quad Cycle Chipper Shredder, covering safety instructions, technical specifications, operation, maintenance, installation, and troubleshooting.</p> |
|  | <p>DR® 9.5 Chipper Shredder Safety and Operating Instructions</p> <p>Comprehensive safety and operating instructions for the DR® 9.5 Chipper Shredder, covering setup, operation, maintenance, and troubleshooting.</p> |
|  | <p>Champion 91050 3-Inch Chipper Shredder Parts List and Diagrams</p> <p>Comprehensive parts list and diagrams for the Champion 91050 3-Inch Chipper Shredder. Find part numbers, descriptions, and quantities for all components, including main chipper parts and engine components for models 44.102 and R338P.</p> |
|  | <p>Champion 200905 3-Inch Chipper Shredder Parts List and Diagrams</p> <p>Official parts information and diagrams for the Champion 200905 3-inch (7.6 cm) Chipper Shredder. Find part numbers, descriptions, and quantities for all components, including engine parts. Order replacement parts online.</p> |



[pdf] Dimension Guide Flyer Warranty Catalog

PK0913DD Flyer DAE dZcUcsk BAE2B V2ccU Edbert S 5089316db4196506c352801b0fd7b845

chippersdirect manuals |||

1-800-344-3371 Support QVTools.com 2023 Product Catalog OUTDOOR POWER EQUIPMENT Wood Chipper Shredde ... 800-344-3371 www.qvtools.com 1-800-344-3371 Support QVTools.com ACCESSORIES CHIPPER SHREDDERS **PK090301** - Replacement Blade for PK0915-EH 5 , PK0915 5 , PK0903 4 Chipper Shredder PK091301 - R...

lang:en score:25 filesize: 4.11 M page_count: 10 document date: 2023-02-13



[pdf] Dimension Guide Flyer Warranty Catalog

PK0913DD Flyer DAE dZcUcsk BAE2B V2ccU Edbert S 2023 Products Catalog QVTools Power King v

1663868260 cdn shopify s files 1 0536 7811 2945 |||

1-800-344-3371 Support QVTools.com 2023 Product Catalog OUTDOOR POWER EQUIPMENT Wood Chipper Shredde ... 800-344-3371 www.qvtools.com 1-800-344-3371 Support QVTools.com ACCESSORIES CHIPPER SHREDDERS **PK090301** - Replacement Blade for PK0915-EH 5 , PK0915 5 , PK0903 4 Chipper Shredder PK091301 - R...

lang:en score:19 filesize: 4.11 M page_count: 10 document date: 2022-09-22



[pdf] Warranty Catalog

2024 Product Catalog DAE dZcUcsk BAE2B V2ccU Edbert S All Products QVTools Power King v2 v

1728066571 cdn shopify s files 1 0536 7811 2945 |||

1-800-344-3371 Support QVTools.com 2024 PRODUCT CATALOG OUTDOOR POWER EQUIPMENT Chipper Shredders ... 800-344-3371 www.qvtools.com 1-800-344-3371 Support QVTools.com ACCESSORIES CHIPPER SHREDDERS **PK090301** - Replacement Blade for PK0913DD08 - Replacement PK091514 - All weather cover for PK0915-...

lang:en score:19 filesize: 12.07 M page_count: 12 document date: 2024-10-04



[\[pdf\]](#) Warranty Catalog

2025 Product Catalog DAE dZcUcsk BAE2B V2ccU 0 Edbert S 14HP Stump Grinder w GreenTeeth
Compatible Wheel QVTools Power King v 1739837280 cdn shopify s files 1 0536 7811 2945 |||
1-800-344-3371 Support QVTools.com 2025 PRODUCT CATALOG OUTDOOR
POWER EQUIPMENT Chipper Shredders ... 800-344-3371 www.qvtools.com 1-800-
344-3371 Support QVTools.com ACCESSORIES CHIPPER SHREDDERS
PK090301 - Replacement Blade for PK0913DD08 - Replacement PK091514 - All
weather cover for PK0915-...
lang:en score:18 filesize: 12.08 M page_count: 12 document date: 2025-02-18

[\[pdf\]](#) Dimension Guide Flyer Warranty Catalog

PK0913DD Flyer DAE dZcUcsk BAE2B V2ccU Edbert S 1 800 344 3371 Support@QVTools Power
Equipment Direct 7 HP Chipper Shredder This powerful and compact machine is powered by a torque
driven 208cc Kohler motor includes removable pin hitch bar for towing The
5089316db4196506c352801b0fd7b845 srsItid AfmBOooec0OIAkn4rbh65PsQYe2jhuYAg
mA6zkweBDRwgeRO3Sj45tA powerequipmentdirect manuals The powerequipmentdirect The Grind your
tree trimmings leaves broken branches into useful mulch with the King 3 in ispowerequipmentdirect
mA6zkweBDRwgeRO3Sj45tApowerequipmentdirect AfmBOopurBUYnMMwqHb qYKgxwvRmY4
14gER6LTCcUzxAJFv KSIJel isGrind
AfmBOoo95X34vPSTNQI6lavH4F9WEJrTgFElu8TfZm5gGQ05oGRbQXEypowerequipmentdirect isWith
blade speed of 2880 RPM this quality constructed chipper shredder can help you get job done Includes
year limited engine warranty year powerequipmentdirect KSIJelpowerequipmentdirect
AfmBOorQGY5drAteQsNBiGg4Qz3n80j0ROGiOockXpuqCEa pW2PWAavy year With
AfmBOoqvnStlxwiAnKc5Yk oMoi8k8ZiclicSQJ8eEegHy03R3HdE4C1powerequipmentdirect year The
PK0915 PK0903 Series Shredders will chip shred The Electric powerequipmentdirect
pW2PWAavy powerequipmentdirect AfmBOorVO2wH0q1wgymR0avextO4ftKLshIRN
UCSm4Vu0FjFrCKV3UZ Electric The AfmBOopO
vCfPooe0MkomvbSYhg1XDPwCEWqwLHy76xtzS2Jv4mhrFVKpowerequipmentdirect
AfmBOopuCUwk7I4WO7QY2RSL2wRLm0meMxewsNPkgUEUdkF2 tuV6DKpowerequipmentdirect
Electric With UCSm4Vu0FjFrCKV3UZpowerequipmentdirect
AfmBOor1CkD0iBmzNHp71HMWyx9HdBdZYOvtPlmGnnB2X3EVM YN0LBd Electric Start EH model
easy to start turn key also an hour meter spins weighted drum at around 3000 powerequipmentdirect
YN0LBdpowerequipmentdirect AfmBOorbPilmPovqhQjf7mQldyvbVZG3KaSyaQ0aEmu3oE2zzZpHBPnX
||| ||| 1-800-344-3371 Support QVTools.com 2023 Product Catalog OUTDOOR POWER EQUIPMENT
Wood Chipper Shredders Stump Grinders Kinetic Log Splitters 2731 Crimson Canyon Drive, Las Vegas,
NV 89128 800-344-3371 www.qvtools.com CHIPPER SHREDDERS 5IN Ch ||| 1-800-344-3371 Support
QVTools.com 2023 Product Catalog OUTDOOR POWER EQUIPMENT Wood Chipper Shredders Stump
Grinders Kinetic Log Splitters 2731 Crimson Canyon Drive, Las Vegas, NV 89128 800-344-3371
www.qvtools.com CHIPPER SHREDDERS 5IN Ch ||| 1-800-344-3371 Support QVTools.com 2023
Product Catalog OUTDOOR POWER EQUIPMENT Wood Chipper Shredders Stump Grinders Kinetic
Log Splitters 2731 Crimson Canyon Drive, Las Vegas, NV 89128 800-344-3371 www.qvtools.com
CHIPPER SHREDDERS 5IN Ch ||| 1-800-344-3371 Support QVTools.com 2023 Product Catalog
OUTDOOR POWER EQUIPMENT Wood Chipper Shredders Stump Grinders Kinetic Log Splitters 2731
Crimson Canyon Drive, Las Vegas, NV 89128 800-344-3371 www.qvtools.com CHIPPER SHREDDERS
5IN Ch ||| 1-800-344-3371 Support QVTools.com 2023 Product Catalog OUTDOOR POWER
EQUIPMENT Wood Chipper Shredders Stump Grinders Kinetic Log Splitters 2731 Crimson Canyon
Drive, Las Vegas, NV 89128 800-344-3371 www.qvtools.com CHIPPER SHREDDERS 5IN Ch ||| 1-800-
344-3371 Support QVTools.com 2023 Product Catalog OUTDOOR POWER EQUIPMENT Wood Chipper
Shredders Stump Grinders Kinetic Log Splitters 2731 Crimson Canyon Drive, Las Vegas, NV 89128 800-




344-3371 www.qvtools.com CHIPPER SHREDDERS 5IN Ch ||| 1-800-344-3371 Support QVTools.com
2023 Product Catalog OUTDOOR POWER EQUIPMENT Wood Chipper Shredders Stump Grinders
Kinetic Log Splitters 2731 Crimson Canyon Drive, Las Vegas, NV 89128 800-344-3371 www.qvtools.com
CHIPPER SHREDDERS 5IN Ch ||| 1-800-344-3371 Support QVTools.com 2023 Product Catalog
OUTDOOR POWER EQUIPMENT Wood Chipper Shredders Stump Grinders Kinetic Log Splitters 2731
Crimson Canyon Drive, Las Vegas, NV 89128 800-344-3371 www.qvtools.com CHIPPER SHREDDERS
5IN Ch ||| 1-800-344-3371 Support QVTools.com 2023 Product Catalog OUTDOOR POWER
EQUIPMENT Wood Chipper Shredders Stump Grinders Kinetic Log Splitters 2731 Crimson Canyon
Drive, Las Vegas, NV 89128 800-344-3371 www.qvtools.com CHIPPER SHREDDERS 5IN Ch
1-800-344-3371 Support QVTools.com 2023 Product Catalog OUTDOOR POWER
EQUIPMENT Wood Chipper Shredde ... 800-344-3371 www.qvtools.com 1-800-344-
3371 Support QVTools.com ACCESSORIES CHIPPER SHREDDERS **PK090301** -
Replacement Blade for PK0915-EH 5 , PK0915 5 , PK0903 4 Chipper Shredder
PK091301 - R...
lang:en score:15 filesize: 4.11 M page_count: 10 document date: 2023-02-13



[pdf] Warranty Catalog

2024 Product Catalog DAE dZcUcsk BAE2B V2ccU Edbert S PowerKing 14HP 12 in x 3 5 Electric Start
Self Propelled Stump Grinder with KOHLER Command PRO Gas Engine at Tractor Supply Co2491248
Bro1media tractorsupply is content TractorSupplyCompany tsc product 2 49 48 2491248 Bro1 |||
1-800-344-3371 Support QVTools.com 2024 PRODUCT CATALOG OUTDOOR
POWER EQUIPMENT Chipper Shredders ... 800-344-3371 www.qvtools.com 1-800-
344-3371 Support QVTools.com ACCESSORIES CHIPPER SHREDDERS
PK090301 - Replacement Blade for PK0913DD08 - Replacement PK091514 - All
weather cover for PK0915-...
lang:en score:13 filesize: 12.07 M page_count: 12 document date: 2024-10-04



[pdf] Catalog

powerkingPK0903MANUAL 3 1 Administrator Replacement Blade for PK0903 and PK0915 Chipper
Shredder Part List Power King PK090301 H 037229994094 0037229994094 1003521848 6b1e7a81 f989
4821 844b 8813a8a858b2 images thdstatic catalog Images 6b |||
8 D-pin D-pin 8 10 ...
lang:en score:12 filesize: 437.23 K page_count: 2 document date: 2018-03-05