

Mega Brands HWR23

Mega Brands Mega Pokemon Pokeball Construx Series 20 HWR23 Instruction Manual

Model: HWR23

INTRODUCTION

This instruction manual provides detailed guidance for the assembly and care of your Mega Brands Mega Pokemon Pokeball Construx Series 20, model HWR23. This set allows you to build a poseable Igglybuff character and its accompanying Level Ball. Please read all instructions carefully before beginning assembly.

SAFETY INFORMATION

WARNING: CHOKING HAZARD - Small parts. Not for children under 3 years. This product contains small components that may pose a choking risk. Adult supervision is recommended for younger children. Recommended age for this product is 6 years and up.

PACKAGE CONTENTS

- 1 x Buildable and poseable Igglybuff character
- 1 x Pronged Level Ball (buildable)
- Approximately 18 building bricks and pieces
- 1 x Instruction Manual (this document)





Image: Front view of the Mega Pokemon Pokeball Construx Series 20 Igglybuff packaging, showing the Igglybuff character and the Level Ball.

SETUP: ASSEMBLY INSTRUCTIONS

Follow the step-by-step visual instructions provided on the included printed instruction sheet to assemble your Igglybuff and Level Ball. The assembly process involves connecting the 18 building bricks and pieces.

1. Carefully open the packaging and remove all components.

2. Identify the pieces for the Igglybuff character.
3. Assemble Igglybuff according to the diagrams. Ensure all connections are secure.
4. Identify the pieces for the Level Ball.
5. Assemble the Level Ball, ensuring the prongs are correctly positioned.
6. Once both are assembled, Igglybuff can be placed on top of the Level Ball.



Image: Fully assembled Igglybuff character standing on top of the Level Ball. Igglybuff is pink with small arms and feet, and the Level Ball is yellow and white with a red V-shape.

OPERATING YOUR MODEL

Once assembled, your Igglybuff figure is poseable, allowing for various display options. The Level Ball

serves as a base or can be used independently. This set is designed to combine with other Mega Pokemon building sets, expanding play possibilities.

- Adjust Igglybuff's limbs to create different poses.
- Place Igglybuff securely on the Level Ball's prongs.
- Combine with other Mega Construx Pokemon sets (sold separately) to build a larger collection.

MAINTENANCE

To ensure the longevity of your building set, follow these simple maintenance guidelines:

- **Cleaning:** Wipe the pieces gently with a dry, soft cloth. For stubborn dirt, a slightly damp cloth can be used, followed by immediate drying. Do not use harsh chemicals or abrasive cleaners.
- **Storage:** Store the assembled model or individual pieces in a cool, dry place away from direct sunlight and extreme temperatures to prevent warping or discoloration.
- **Handling:** Handle the model with care to avoid accidental breakage of small parts.

TROUBLESHOOTING

If you encounter any issues during assembly or use, consider the following:

- **Missing Pieces:** Double-check the packaging and surrounding area. If a piece is genuinely missing, contact Mega Brands customer support.
- **Difficulty Connecting Pieces:** Ensure pieces are aligned correctly. Apply gentle, even pressure. Avoid forcing pieces together, as this can cause damage.
- **Loose Connections:** Re-examine the assembly steps to ensure all pieces are fully seated.

SPECIFICATIONS

Product Name	Mega Pokemon - Pokeball Construx Series 20
Model Number	HWR23
Brand	Mega Brands
Manufacturer	Mattel
Number of Pieces	18
Recommended Age	6 years and up
Product Dimensions	2.5 x 2.5 x 4 inches
Item Weight	1.44 ounces



Image: A hand holding the packaged Mega Pokemon Pokeball Construx set, with a ruler indicating its height is approximately 4.5 inches (11 cm).

WARRANTY AND SUPPORT




For specific warranty information, please refer to the product packaging or the official Mega Brands website. General product support and contact information can typically be found on the manufacturer's official website.

Manufacturer: Mattel

For further assistance, please visit the [Mega Brands Store](#) or contact their customer service.

© 2025 Mega Brands. All rights reserved. Pokemon © 1995-2025 Nintendo/Creatures Inc./GAME FREAK inc.


Related Documents - HWR23

	<p>MEGA Hot Wheels HW V8 Bomber Monster Truck Building Instructions</p> <p>Step-by-step building instructions for the MEGA Hot Wheels HW V8 Bomber Monster Truck construction set (HHD17). Includes assembly guidance, part identification, and safety information.</p>
	<p>MEGA Masters of the Universe Havoc Staff HFC45 Building Set Instructions</p> <p>Step-by-step building instructions for the MEGA Masters of the Universe Havoc Staff HFC45 construction set. Learn how to assemble this collectible toy from Mattel.</p>
	<p>UNSC Hornet vs. Covenant Vampire Construction Set Assembly Instructions</p> <p>Detailed assembly instructions for the MEGA Brands Halo UNSC Hornet vs. Covenant Vampire construction set, including part lists and step-by-step visual guides.</p>




[MEGA Construx Pokémon Squirtle Evolution Set Building Instructions](#)

Engage young builders and Pokémon fans with the MEGA Construx Pokémon Squirtle Evolution Set (HDH93). This detailed construction toy allows for the assembly of Squirtle, Wartortle, and Blastoise figures, promoting creativity and problem-solving. Officially licensed by Pokémon and manufactured by Mattel.



[Mega Construx Pokémon Pikachu Building Set \(GVK60\)](#)

Build the iconic Pokémon Pikachu with the Mega Construx Wonder Builders set (GVK60). This construction toy offers an engaging building experience for fans of Pokémon and building blocks. Includes detailed parts list and assembly guidance.

	<p>Mega Construx Pokémon Charmander Evolution Set Building Instructions</p> <p>Step-by-step instructions for building the Mega Construx Pokémon Charmander Evolution Set (HFG06), featuring Charmander, Charmeleon, and Charizard.</p>