

Lexip TSXLXHS0003

LEXIP Madara Design Headset User Manual

Model: TSXLXHS0003

INTRODUCTION

Thank you for choosing the LEXIP Madara Design Headset. This manual provides detailed instructions for setting up, operating, and maintaining your headset. Please read this manual thoroughly before use to ensure optimal performance and longevity of your device.



Image: The LEXIP Madara Design Headset, featuring a distinctive purple and blue color scheme with intricate design elements inspired by Madara.

PACKAGE CONTENTS

Ensure all items are present in the package:

- LEXIP Madara Design Headset
- Detachable Microphone
- 3.5mm Audio Cable
- USB Charging Cable
- User Manual

PRODUCT OVERVIEW

Familiarize yourself with the components and design features of your headset.



Image: Close-up of the headset's ear cup, highlighting the intricate blue dragon design element.



Image: View of the soft earcups and adjustable headband, designed for comfort during extended use.



Image: Side view of the headset, illustrating its wireless Bluetooth 5.1 capability and connection points.



Image: The headset displayed on a stand, alongside a matching game controller, showcasing its gaming application.

Key Features:

- **Wireless Bluetooth 5.1:** For seamless wireless audio.
- **Wired Connectivity:** Via the included 3.5mm Jack cable.
- **Detachable Microphone:** For clear communication and versatility.
- **Volume Control:** Integrated controls for easy audio adjustment.
- **Noise Isolation:** Passive noise reduction for an immersive experience.
- **Comfortable Design:** Adjustable headband and over-ear form factor.

SETUP

1. Charging the Headset

1. Connect the USB charging cable to the charging port on the headset.
2. Connect the other end of the USB cable to a compatible USB power source (e.g., computer USB

port, USB wall adapter).

- 3. The LED indicator on the headset will show the charging status. A full charge typically takes approximately 2-3 hours.

2. Attaching the Microphone

- Locate the microphone input port on the headset, usually on the left earcup.
- Align the detachable microphone connector with the port and gently push it in until it clicks into place.
- Adjust the microphone's position for optimal voice pickup.

OPERATING INSTRUCTIONS

1. Powering On/Off

- **To Power On:** Press and hold the Power button for approximately 3 seconds until the LED indicator lights up.
- **To Power Off:** Press and hold the Power button for approximately 5 seconds until the LED indicator turns off.

2. Bluetooth Pairing (Wireless Mode)

- 1. Ensure the headset is powered off.
- 2. Press and hold the Power button for approximately 5-7 seconds until the LED indicator flashes rapidly, indicating pairing mode.
- 3. On your device (Windows 10/11, Mac, PS5, PS4, Xbox Series X/S, Xbox One, Nintendo Switch, Android, iOS, tablets), navigate to Bluetooth settings.
- 4. Search for available devices and select "LEXIP Madara Headset" (or similar name).
- 5. Once paired, the LED indicator will stop flashing and remain solid blue.

3. Wired Connection (3.5mm Jack)

- Insert one end of the 3.5mm audio cable into the headset's audio jack.
- Insert the other end into the 3.5mm audio port of your desired device.
- The headset will operate in passive wired mode, even if the power is off.

4. Volume Control

- Use the volume control dial or buttons located on the headset to adjust the audio level.

MAINTENANCE

- **Cleaning:** Use a soft, dry cloth to clean the headset. Do not use abrasive cleaners or solvents.
- **Storage:** Store the headset in a cool, dry place away from direct sunlight and extreme temperatures.
- **Battery Care:** For optimal battery life, avoid fully discharging the headset frequently. Charge it regularly.
- **Water Resistance:** The headset is not waterproof. Avoid exposure to liquids.

TROUBLESHOOTING

Problem	Possible Cause	Solution
---------	----------------	----------

Problem	Possible Cause	Solution
No sound from headset	Headset not powered on; Volume too low; Not paired/connected; Incorrect audio output selected on device.	Ensure headset is powered on and charged. Increase volume. Re-pair Bluetooth or check 3.5mm cable connection. Select headset as audio output on your device.
Cannot pair via Bluetooth	Headset not in pairing mode; Device Bluetooth off; Too far from device; Interference.	Ensure headset is in pairing mode (flashing LED). Turn device Bluetooth off and on again. Move headset closer to device. Avoid strong Wi-Fi signals or other Bluetooth devices.
Microphone not working	Microphone not properly attached; Muted on headset/device; Incorrect input selected on device.	Ensure microphone is securely attached. Check if microphone is muted. Select headset microphone as input device in your device's sound settings.
Short battery life	Headset not fully charged; Old battery.	Ensure headset is fully charged before use. Battery performance may degrade over time.

SPECIFICATIONS





Model Number	TSXLXHS0003
Brand	Lexip
Connectivity Technology	Wireless (Bluetooth 5.1), Wired (3.5mm Jack)
Frequency Range	20 Hz - 20,000 Hz
Impedance	3 ohms
Sensitivity	116 dB
Noise Isolation	Passive Noise Reduction
Microphone	Detachable
Controls	Volume Control, Remote Control
Compatible Devices	Windows 10/11, Mac, PS5, PS4, Xbox Series X/S, Xbox One, Nintendo Switch, Android, iOS, tablets
Form Factor	Over-ear, Extra-aural
Material	Mixed Materials
Age Range	Adult
Water Resistance Level	Not Water Resistant
Battery	1 non-standard battery (included)

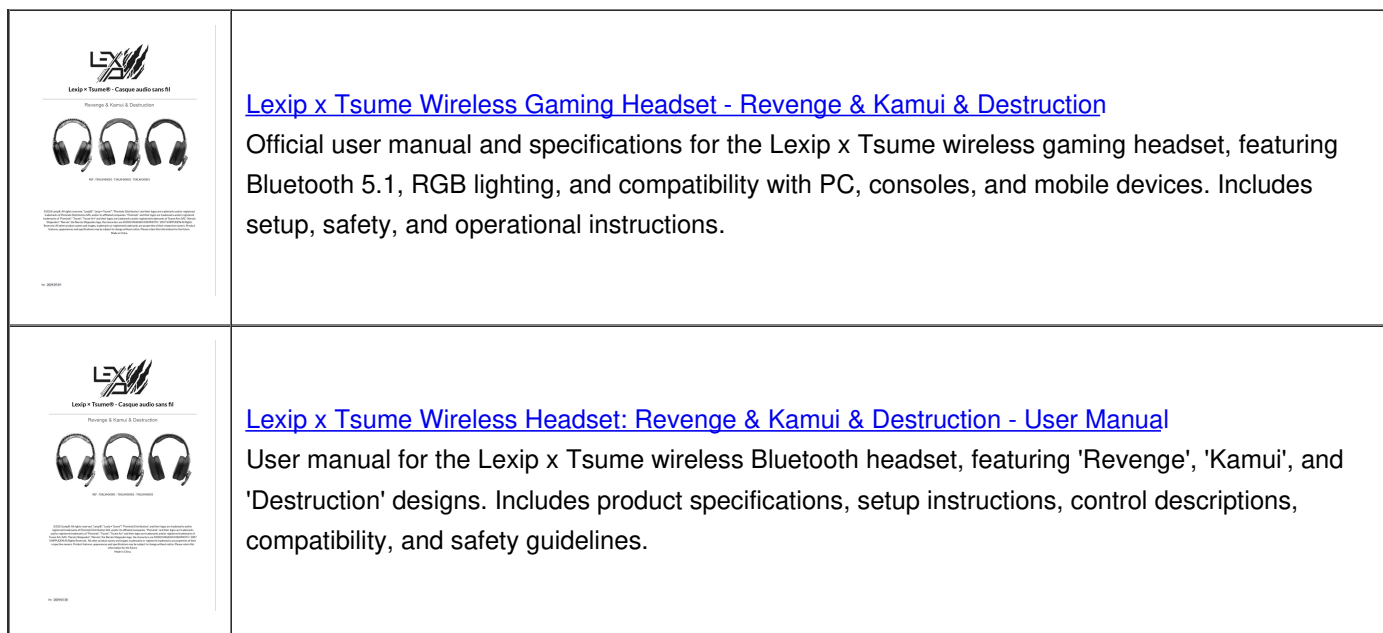
WARRANTY AND SUPPORT

The LEXIP Madara Design Headset comes with a **2-year manufacturer's warranty** from the date of purchase. This warranty covers defects in materials and workmanship under normal use. For warranty claims, technical support, or further assistance, please contact LEXIP customer service through their official website or the retailer where the product was purchased. Please have your proof of purchase and model number (TSXLXHS0003) ready when contacting support.

Note: Information regarding spare parts availability and software updates is not available at this time.

Related Documents - TSXLXHS0003

 <p>Lexip x Tsume® - Conque audio sans fil Revenge & Kamui & Destruction</p> <p>BT 5.0 Wireless Gaming Headset</p>	<p>Lexip x Tsume Wireless Gaming Headset - Revenge & Kamui & Destruction</p> <p>Official user manual and specifications for the Lexip x Tsume wireless gaming headset, featuring Bluetooth 5.1, RGB lighting, and compatibility with PC, consoles, and mobile devices. Includes setup, safety, and operational instructions.</p>
 <p>Lexip x Tsume® - Conque audio sans fil Revenge & Kamui & Destruction</p> <p>BT 5.0 Wireless Gaming Headset</p>	<p>Lexip x Tsume Wireless Headset: Revenge & Kamui & Destruction - User Manual</p> <p>User manual for the Lexip x Tsume wireless Bluetooth headset, featuring 'Revenge', 'Kamui', and 'Destruction' designs. Includes product specifications, setup instructions, control descriptions, compatibility, and safety guidelines.</p>
 <p>Lexip Assassin's Creed® Shadows Controller</p> <p>BT 5.0 Wireless Gaming Headset</p>	<p>Assassin's Creed® Shadows Controller - User Manual</p> <p>User manual and safety instructions for the Lexip Assassin's Creed® Shadows Controller, detailing setup, features, and safe usage.</p>
 <p>Lexip Lexip Wireless Mouse Ar18</p> <p>BT 5.0 Wireless Gaming Headset</p> <p>RE, CE, RoHS, 2.4G</p>	<p>Lexip Wireless Mouse Ar18: User Manual, Features, and Specifications</p> <p>Comprehensive guide to the Lexip Wireless Mouse Ar18, covering setup, features, specifications, safety instructions, and warranty information.</p>





Lexip x Tsume® - Casque audio sans fil

Revenge & Kamui & Destruction



REF: T06LH40000 - T06LH40002 - T06LH40003

©2024 Lexip®. All rights reserved. "Lexip®", "Lexip x Tsume™", "Wireless Distribution" and their logos are trademarks and/or registered trademarks of Lexip®. "Tsume", "Tsume x Lexip" and their logos are trademarks and/or registered trademarks of Tsume x Lexip. "Revenge", "Kamui", "Destruction" and their logos are trademarks and/or registered trademarks of Tsume x Lexip. "Revenge", "Kamui", "Destruction" and their logos are trademarks and/or registered trademarks of Tsume x Lexip. All other product names and images, trademarks or registered trademarks are property of their respective owners. Product features, appearance and specifications may be subject to change without notice. Please refer to the Lexip® website for the latest information. Made in China.

IN: 2024-09-24

[Lexip x Tsume Wireless Gaming Headset - Revenge & Kamui & Destruction](#)

Official user manual and specifications for the Lexip x Tsume wireless gaming headset, featuring Bluetooth 5.1, RGB lighting, and compatibility with PC, consoles, and mobile devices. Includes setup, safety, and operational instructions.

lang:en score:33 filesize: 363 K page_count: 27 document date: 2024-09-24