

Manuals.plus /

- › NIUTA /
- › NIUTA Bluetooth Speaker with Lights User Manual

## NIUTA NIUTA

# NIUTA Bluetooth Speaker with Lights User Manual

Model: NIUTA

## INTRODUCTION

---

Welcome to the user manual for your new NIUTA Bluetooth Speaker with Lights. This manual provides essential information on setting up, operating, maintaining, and troubleshooting your speaker. Please read this manual thoroughly before using the product to ensure optimal performance and longevity.

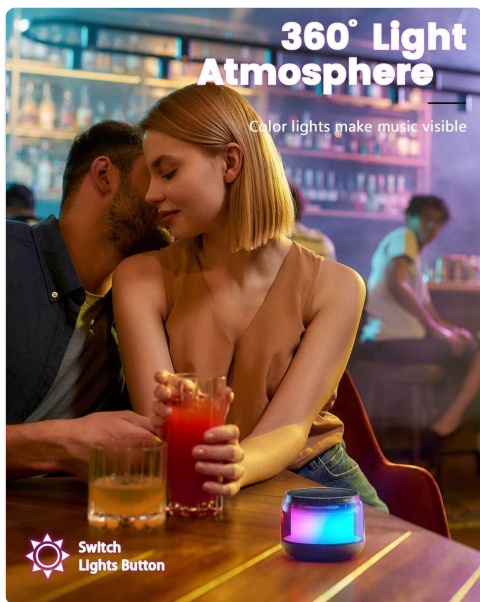
## PRODUCT OVERVIEW

---

The NIUTA Bluetooth Speaker is a portable wireless speaker featuring vibrant color-changing lights, 20W stereo sound, IPX5 waterproofing, and up to 24 hours of battery life. It supports TWS pairing for true stereo sound and includes a TF card slot for versatile music playback.



Front view of the NIUTA Bluetooth Speaker, showcasing its compact design and vibrant color-changing light display.



The speaker in a social setting, illustrating its 360-degree light atmosphere feature. A dedicated button for light control is visible.



An exploded view showing the internal components of the speaker, highlighting its small size and powerful sound capabilities.

## PACKAGE CONTENTS

---

Please check the package for the following items:

- NIUTA Bluetooth Speaker with Lights
- Charging Cable (USB-C)
- User Manual
- Wireless Earbuds

Note: The product specifications mention "Wireless Earbuds" as included components. Please verify your package contents upon receipt.

## SAFETY INSTRUCTIONS

---

- Do not expose the speaker to extreme temperatures or direct sunlight for prolonged periods.

- Keep the speaker away from water and liquids, despite its IPX5 rating, to prevent damage.
- Do not disassemble, repair, or modify the speaker yourself. Contact qualified service personnel.
- Use only the specified charging cable.
- Avoid dropping or subjecting the speaker to strong impacts.

## SETUP

---

### Charging the Speaker

Before first use, fully charge the speaker.

1. Connect the USB-C charging cable to the charging port on the speaker.
2. Connect the other end of the cable to a USB power adapter (not included) or a computer's USB port.
3. The charging indicator light will illuminate. It will turn off or change color once fully charged.

### Powering On/Off

Press and hold the Power button for approximately 3 seconds to turn the speaker on or off.

## OPERATING INSTRUCTIONS

---

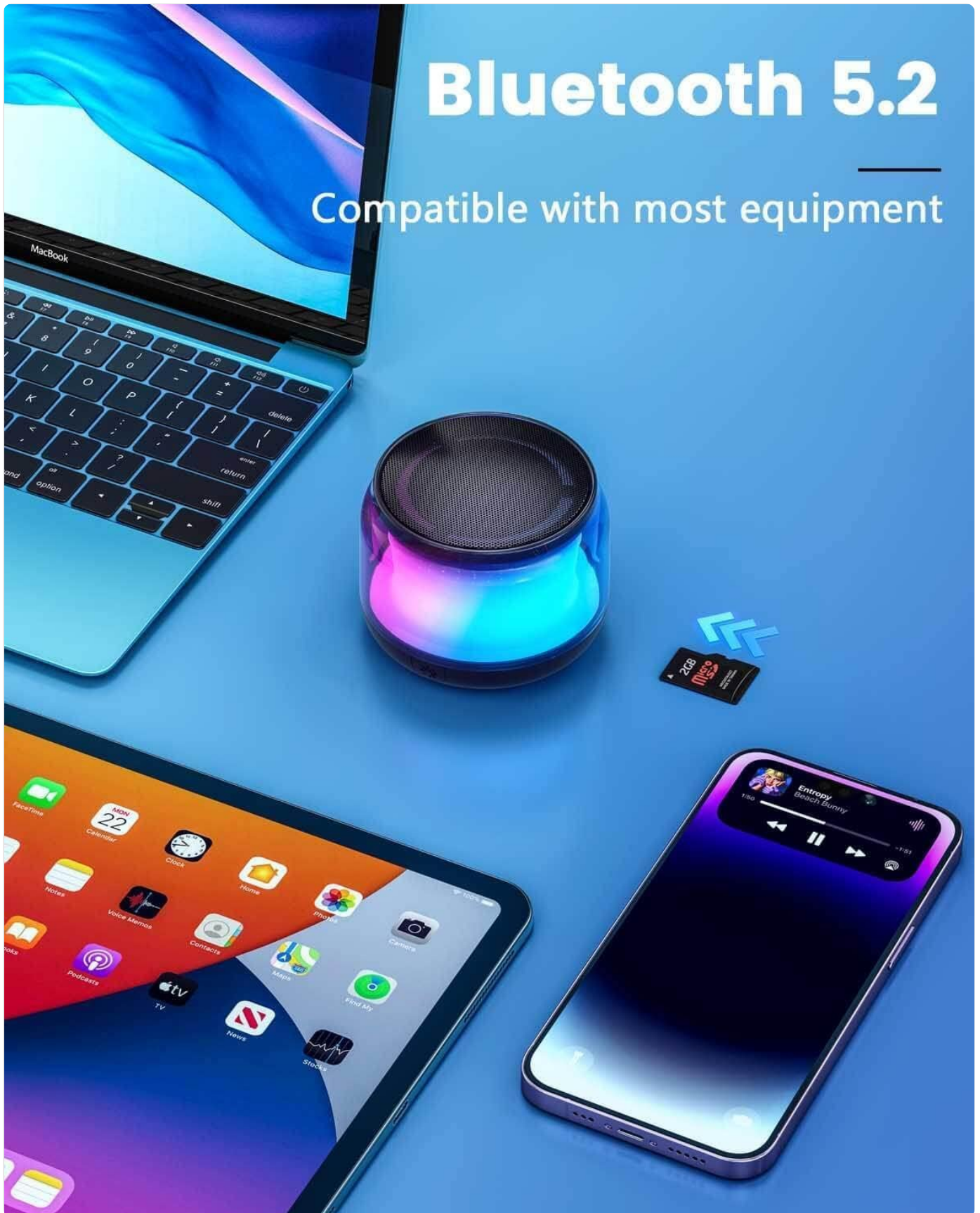
### Bluetooth Pairing

The speaker will automatically enter Bluetooth pairing mode when powered on for the first time or if no device is connected.

1. Ensure the speaker is powered on and within 33 feet (10 meters) of your device.
2. Enable Bluetooth on your smartphone, tablet, laptop, or other compatible device.
3. Search for "NIUTA Speaker" (or similar name) in the list of available Bluetooth devices.
4. Select the speaker to connect. A confirmation sound will indicate successful pairing.

# Bluetooth 5.2

Compatible with most equipment



The NIUTA Bluetooth Speaker is compatible with various devices, including smartphones, tablets, and laptops, ensuring broad connectivity.

## TWS (True Wireless Stereo) Pairing

To achieve true stereo sound, you can pair two NIUTA Bluetooth Speakers together.

1. Ensure both speakers are powered on and not connected to any other Bluetooth device.
2. On one speaker (this will be the primary speaker), double-press the Power button (or designated TWS button if available).

3. The speakers will automatically search for and connect to each other. A confirmation sound will indicate successful TWS pairing.
4. Once paired, connect your device to the primary speaker via Bluetooth as described above.



Two NIUTA speakers wirelessly connected to provide an immersive true stereo sound experience, ideal for larger spaces or enhanced audio.

### Music Playback

- **Bluetooth Mode:** Play music directly from your connected Bluetooth device. Use your device's controls for playback

(play/pause, skip tracks, volume).

- **TF Card Mode:** Insert a TF (microSD) card with audio files into the TF card slot. The speaker will automatically switch to TF card mode and begin playback.


## Light Modes

The speaker features multiple color-changing light modes.

- Press the dedicated Light Switch button to cycle through different light modes.
- Press and hold the Light Switch button to turn the lights off or on.

# Elegant Gifts

Make life more ambient



The speaker displaying its dynamic color-changing lights, enhancing the listening experience with visual effects.

## MAINTENANCE

---

- Clean the speaker with a soft, dry cloth. Do not use abrasive cleaners or solvents.
- Store the speaker in a cool, dry place when not in use.
- Avoid exposing the speaker to extreme temperatures or humidity.
- If the speaker will not be used for an extended period, charge it at least once every three months to preserve battery

life.

## TROUBLESHOOTING

---

Problem	Solution
Speaker does not turn on.	Ensure the speaker is fully charged. Press and hold the Power button for 3-5 seconds.
Cannot pair with Bluetooth device.	<ul style="list-style-type: none"><li>◦ Ensure the speaker is in pairing mode (blinking indicator).</li><li>◦ Make sure Bluetooth is enabled on your device.</li><li>◦ Move the speaker closer to your device (within 33 feet).</li><li>◦ Forget "NIUTA Speaker" from your device's Bluetooth list and try pairing again.</li><li>◦ Restart both the speaker and your device.</li></ul>
No sound or low volume.	<ul style="list-style-type: none"><li>◦ Increase the volume on both the speaker and your connected device.</li><li>◦ Ensure the speaker is properly connected via Bluetooth or TF card.</li><li>◦ Check if the audio source is playing.</li></ul>
Lights are not working.	Press the Light Switch button to cycle through modes or turn them on. Ensure the speaker has sufficient battery.

## SPECIFICATIONS

---

Feature	Detail
Brand	NIUTA
Model Number	NIUTA
Connectivity Technology	Bluetooth 5.2
Wireless Communication Technology	Bluetooth
Speaker Type	Outdoor / Portable
Audio Output Mode	Stereo
Speaker Maximum Output Power	20 Watts
Battery Life	24 Hours
Waterproof Rating	IPX5
Bluetooth Range	33 Feet (10 meters)
Material	Plastic
Color	Black
Item Weight	3.52 ounces (0.1 Kilograms)
Product Dimensions	0.39 x 0.39 x 0.39 inches
Control Method	Touch
Special Features	Color Changing Lights, TWS Pairing, TF Card Slot

## WARRANTY INFORMATION

---

The NIUTA Bluetooth Speaker comes with a Limited Warranty. Please refer to the warranty card included in your package for specific terms and conditions, including coverage period and claim procedures. Keep your purchase receipt as proof of purchase.

## CUSTOMER SUPPORT

---

For technical support, warranty claims, or any questions regarding your NIUTA Bluetooth Speaker, please contact our customer service team.

**Website:** Visit the NIUTA Store on Amazon

**Email:** Please refer to product packaging

**Phone:** Please refer to product packaging

When contacting support, please have your product model number (NIUTA) and purchase information ready.