

Haier HTW7720DNGB

Haier 3D 70 Series 7 HTW7720DNGB Refrigerator Instruction Manual

Model: HTW7720DNGB

1. INTRODUCTION

This manual provides essential information for the safe and efficient operation of your new Haier 3D 70 Series 7 HTW7720DNGB refrigerator. Please read these instructions carefully before installation and use, and keep them for future reference.

Your Haier refrigerator is designed with advanced features to ensure optimal food preservation and user convenience, including Total No Frost technology, My Zone Plus, Humidity Zone, Direct Access drawers, and Wi-Fi connectivity.






Image 1.1: Front view of the Haier 3D 70 Series 7 HTW7720DNGB refrigerator.

2. SAFETY INFORMATION

For your safety and to ensure correct usage, please read the following safety precautions carefully before operating the appliance. Keep this manual in a safe place for future reference.

- Ensure the appliance is properly grounded.
- Do not damage the refrigerant circuit.
- Do not use electrical appliances inside the food storage compartments unless they are of the type recommended by the manufacturer.
- Keep ventilation openings clear of obstruction.

- Unplug the appliance before cleaning or performing maintenance.
- This appliance is intended for household use only.

3. SETUP AND INSTALLATION

3.1 Unpacking

Carefully remove all packaging materials. Dispose of packaging responsibly. Check the appliance for any damage incurred during transit.

3.2 Placement

Place the refrigerator on a firm, level surface. Ensure there is adequate space around the appliance for proper ventilation. Avoid direct sunlight and heat sources.

3.3 Leveling

Adjust the leveling feet at the bottom of the refrigerator to ensure it is stable and level. This helps to reduce vibration and noise.

3.4 Initial Cleaning

Before first use, clean the interior and exterior of the refrigerator with a soft cloth and mild detergent. Wipe dry thoroughly.

3.5 Power Connection

Connect the power cord to a grounded electrical outlet. Allow the refrigerator to stand for at least 2-4 hours before plugging it in to allow refrigerants to settle.

4. OPERATING INSTRUCTIONS

4.1 Control Panel

The refrigerator features an intuitive control panel, typically located on the exterior or interior top of the refrigerator door. Use this panel to adjust temperatures and activate special functions.

4.2 Temperature Adjustment with MyZone Plus

The MyZone compartment allows for flexible temperature control. With a simple touch, you can gradually adjust its temperature from -3°C to +5°C to suit your specific storage needs, such as chilling drinks, preserving meat, or defrosting.



Cajón My Zone

Cajón especial que te permite ajustar su temperatura en función de tus necesidades.

Image 4.1: Close-up view of the My Zone drawer, allowing flexible temperature settings.

4.3 Humidity Zone

The Humidity Zone drawer is specifically designed to maintain optimal humidity levels for fruits and vegetables, keeping them fresh for longer periods.




Cajón Humidity Zone

Cajón especial para frutas y verduras que las mantiene frescas por más tiempo.

Image 4.2: The Humidity Zone drawer, ideal for storing fresh produce.

4.4 Direct Access Drawers (Freezer)

The freezer section features Direct Access drawers, providing quick and easy visibility and retrieval of frozen items. This design also contributes to up to 30% energy savings by minimizing cold air loss.



*Imagen con fines ilustrativos, el producto puede variar al mostrado.

Cajones Direct Access

Acceso directo al congelador para un acceso rápido a los alimentos y hasta un 30% de ahorro energético.

Image 4.3: Direct Access freezer drawers for convenient storage and energy efficiency.

4.5 Total No Frost Technology

Haier's innovative Total No Frost technology prevents ice build-up in both the refrigerator and freezer compartments, eliminating the need for manual defrosting and ensuring consistent cooling performance.



Daylight LED

Sistema de iluminación envolvente,
para que cada rincón de tu frigorífico sea visible.

Image 4.4: Interior view highlighting Total No Frost technology and Daylight LED lighting.

4.6 Daylight LED Lighting

The Daylight LED system provides bright and uniform illumination throughout the refrigerator, making it easy to see and access all contents.

4.7 hOn App and Wi-Fi Connectivity

Your refrigerator is equipped with Wi-Fi connectivity and integrates with the hOn App. This allows for remote control and access to smart features, such as Proactive Temperature, which anticipates your freshness needs based on your location and shopping preferences.



Conectividad Wifi

Controla tu frigorífico a distancia, recibe alertas sobre la caducidad de tus alimentos y mucho más.

Image 4.5: Refrigerator showcasing Wi-Fi connectivity and hOn App integration.



Inteligencia artificial

La función Temperatura Proactiva se asegurará que esté siempre a la temperatura adecuada.

Image 4.6: The hOn App demonstrating artificial intelligence features for proactive temperature management.

5. MAINTENANCE

5.1 Cleaning the Interior

Regularly clean the interior of your refrigerator with a solution of mild detergent and warm water. Avoid abrasive cleaners or solvents. Remove shelves and drawers for thorough cleaning.

5.2 Cleaning the Exterior

Wipe the exterior surfaces with a soft, damp cloth. For the black finish, use a non-abrasive cleaner specifically designed for appliance surfaces. Ensure the door seals are clean and free from food debris to maintain efficiency.

5.3 Power Off for Extended Periods

If the refrigerator will be unused for an extended period, unplug it, empty all contents, clean thoroughly, and leave the doors slightly ajar to prevent odors and mold growth.

6. TROUBLESHOOTING

Before contacting service, check the following common issues:

- **Appliance not working:** Check if the power cord is plugged in correctly and if there is power to the outlet.
- **Temperature too high:** Ensure the door is closed properly, the temperature settings are correct, and there is adequate ventilation around the appliance. Avoid placing hot food inside.
- **Unusual noises:** Check if the appliance is level. Minor noises from the compressor or refrigerant flow are normal.
- **Water on the floor:** Check if the drain hole is blocked or if the water collection tray is overflowing.

For persistent issues, refer to the full troubleshooting guide in the comprehensive user manual or contact customer support.

7. SPECIFICATIONS

Technical Specifications - Haier HTW7720DNGB

Feature	Detail
Brand	Haier
Model Number	HTW7720DNGB
Manufacturer's Internal Model Number	34005426
Product Dimensions (H x W x D)	200.6 x 70 x 67.5 cm
Weight	99 kg
Total Capacity	483 Liters
Refrigerator Net Capacity	343 Liters
Freezer Net Capacity	140 Liters
Configuration	Bottom Freezer
Color	Black
Special Features	My Zone drawer, Inverter Motor, Total No Frost, Super Cooling, Super Freezing, Wi-Fi Connectivity
Installation Type	Freestanding
Number of Doors	3
Defrost System	No Frost
Voltage	230 Volts
Energy Efficiency Class	D
Annual Energy Consumption	242 kWh/annum
Noise Level	35 dB

Feature	Detail
Climate Class	SN-N-ST-T
Freezing Capacity	10 kg/24h
Autonomy (Power Failure)	20 hours

For detailed energy information, refer to the official EU EPREL database:

<https://eprel.ec.europa.eu/qr/1636282>

Haier HTW7720DNGB

A
B
C
D
E
F
G

242 kWh/annum

140 L **343 L**

35dB
A B C D

Ficha de producto de conformidad con el Reglamento Delegado (UE) no. 1060/2010

Nombre del proveedor o marca comercial: **Haier**

Identificador del modelo: **HTR7720DNGB**

Cat. Reg.1060/2010 (1): **7. Frigorífico/Congelador con compartimento de**

Clase eficiencia energética, en escala de A (más eficiente) a G: **D**

Consumo energético anual total (kWh) (2):

Capacidad Neta Frigorífico (l): **283**

Capacidad Neta otros compartimentos separados con otra temperatura (l): **CHILL,60l,2C°**

Capacidad Neta congelador (l) ****: **140**

Número de estrellas: **4**

Tecnología de Frío: **No Frost**

Autonomía - Período almacenamiento en caso de fallo de suministro energético (h): **20**

Capacidad de congelación (kg): **10**

Clase climática (3): **SN-N-ST-T**

Potencia sonora dB(A): **37**

1) (a) Frigorífico con uno o varios compartimentos de conservación de alimentos frescos. (b) Frigorífico con zona bodega, frigorífico con compartimento bodega y armario bodega. (c) Frigorífico con zona de conservación a baja temperatura y Frigorífico con compartimento de cero estrellas. (d) Frigorífico con un compartimento de una estrella. (e) Frigorífico con compartimento de dos estrellas. (f) Frigorífico con compartimento de tres estrellas. (g) Aparato frigorífico-congelador. (h) Congelador. (i) Arcón congelador. (l) Frigoríficos multiuso y otros frigoríficos. \n 2) Basado en resultados de test estándar durante 24h. Consumo energético actual en función del uso y de la ubicación del electrodoméstico. \n 3) Este aparato está diseñado para ser usado en una temperatura ambiental de entre X [temperatura más baja] °C y Y [temperatura más alta] °C : SN= Templada extendida, temperatura ambiente entre +10°C y +32°C; N= Templada, temperatura ambiente entre +16°C y +32°C; ST= Subtropical, temperatura ambiente entre + 16°C y +38°C; T: Tropical, temperatura ambiente entre + 16°C y +43°C.

Image 7.1: EU Energy Label and detailed information for model HTW7720DNGB.

8. WHAT'S IN THE BOX

Upon unpacking, you should find the following components:

- Haier 3-door Refrigerator Unit
- 3 Glass Shelves
- 2 Refrigerator Drawers
- Foldable Bottle Rack
- Ice Tray
- User Manual (this document)







9. WARRANTY AND SUPPORT

Your Haier refrigerator comes with a manufacturer's warranty. Please refer to the warranty card included with your purchase for specific terms and conditions, including coverage duration and service procedures. For technical assistance, spare parts, or to schedule a service appointment, please contact Haier customer support. Contact details can typically be found on the Haier official website or in your warranty documentation.

When contacting support, please have your model number (HTW7720DNGB) and serial number ready.

© 2023 Haier. All rights reserved. Information in this manual is subject to change without notice.

Related Documents - HTW7720DNGB

	<p>Haier HRF680YPC Quad Door Refrigerator Freezer 91cm 623L Ice & Water Quick Reference Guide</p> <p>Quick reference guide for the Haier HRF680YPC Quad Door Refrigerator Freezer. Features include 623L capacity, SwitchZone™ flexibility, Multi-Zone Air cooling, Wi-Fi connectivity, and an automatic ice and water dispenser. Includes specifications and dimensions.</p>
	<p>Haier 512L 500 Series French Door Refrigerator Freezer HRF510FS Quick Reference Guide</p> <p>Quick reference guide for the Haier 512L 500 Series French Door Refrigerator Freezer (HRF510FS), detailing dimensions, features, benefits, specifications, and warranty information.</p>
	<p>Haier 433L 500 Series Bottom Freezer Refrigerator (HRF420BS) - Quick Reference Guide</p> <p>Quick reference guide for the Haier 433L 500 Series Bottom Freezer Refrigerator (HRF420BS). Details key features such as Multi-Zone Air cooling, Humidity Zone, Super Freeze function, 5.5-star energy rating, and modern flat-door design.</p>
	<p>Haier HRF680YZS 601L Quad Door Refrigerator Freezer with Ice & Water - Quick Reference Guide</p> <p>Detailed quick reference guide for the Haier HRF680YZS 601L Quad Door Refrigerator Freezer, featuring Absolute Ice technology, SwitchZone™ flexibility, Anti-Bacterial Treatment, and Wi-Fi connectivity, along with dimensions and specifications.</p>
	<p>Haier HRF580YHC Quad Door Refrigerator Freezer 83cm 508L with Water - Quick Reference Guide</p> <p>Explore the Haier HRF580YHC Quad Door Refrigerator Freezer. This 83cm, 508L model features Switch Zone™ technology, Humidity Zone drawers, Anti-Bacterial Treatment, and a 4.5-star energy rating. Find specifications, dimensions, and features.</p>
	<p>Haier HRF575XS 574L 500 Series S+ Three-Door Side-by-Side Refrigerator Freezer</p> <p>Detailed overview of the Haier HRF575XS refrigerator freezer, highlighting its 574L capacity, 500 Series S+ features, SwitchZone™ and Humidity Zone™ technologies for optimal food preservation, energy efficiency, and flexible storage.</p>