

## Manuals+

[Q & A](#) | [Deep Search](#) | [Upload](#)

Manuals.plus /

› [iPormis](#) /

› iPormis Queen Bed Frame with Storage Drawers and Charging Station User Manual

## iPormis Queen Bed Frame

# iPormis Queen Bed Frame with Storage Drawers and Charging Station User Manual

Model: Queen Bed Frame | Brand: iPormis

## 1. INTRODUCTION

Thank you for choosing the iPormis Queen Bed Frame. This manual provides essential information for the safe assembly, operation, and maintenance of your new bed frame. Please read all instructions carefully before beginning assembly and retain this manual for future reference.

## 2. SAFETY INFORMATION

- **Weight Capacity:** Do not load more than 1000 pounds on the bed frame. Exceeding this limit may cause structural damage or injury.
- **Assembly:** Ensure proper assembly to prevent instability. Follow all steps in the installation manual precisely.
- **Electrical Safety:** When using the built-in charging station, ensure all devices and cables are in good condition. Do not overload the outlets.
- **Children:** Keep children away from small parts during assembly. Supervise children around the bed frame, especially when drawers are open.

## 3. PACKAGE CONTENTS

Before assembly, verify that all components are present and undamaged. The package should include:

- Upholstered Headboard
- Metal Bed Frame components
- Wood Slats
- 4 Storage Drawers with wheels
- Built-in Charging Station (pre-installed in headboard)
- Installation Manual
- Installation Tools & Accessories (screws, Allen wrench, etc.)

## 4. SETUP AND ASSEMBLY

The iPormis Queen Bed Frame is designed for easy assembly. All necessary parts, tools, and a detailed instruction manual are included in one box. Assembly typically takes approximately 40 minutes with one-click slat installation.

### 4.1 Assembly Overview

Refer to the included Installation Manual for step-by-step instructions. Ensure all connections are secure before use.



**Figure 4.1:** Infographic highlighting key construction features: a strong metal center base with a 1000 lbs weight capacity, EVA mute foam for noise reduction, and a simple one-click slat installation process for easy assembly.

### 4.2 Slat Installation

The bed frame features a one-click slat installation system. Simply align the wooden slats with the designated slots on the metal frame and press down until they click into place. This design ensures a stable foundation for your mattress.


**Video 4.2:** This video demonstrates the features of the iPormis bed frame, including the storage drawers and the integrated charging station, providing a visual guide to their functionality.

## 5. OPERATING INSTRUCTIONS

### 5.1 Storage Drawers

The bed frame includes four large storage drawers designed to maximize bedroom space. These drawers are equipped with smooth mute wheels for easy, quiet operation and a lock system to keep them securely closed.

- **Accessing Drawers:** Gently pull the drawer handle to slide it out. The drawers are designed to extend approximately two feet for full access.
- **Closing Drawers:** Push the drawer back into the frame until the latch system engages, securing it in place.
- **Wheels:** Each drawer features built-in stable wheels for smooth, silent movement.
- **Lock System:** The integrated latch perfectly fits with the drawers, allowing for easy latching shut and opening with a single click to stay closed.



**Figure 5.1:** Detail of the smooth mute wheels on the storage drawers, ensuring quiet operation.



**Figure 5.2:** Illustration of the drawer's lock system, designed for secure closure.

### 5.2 Charging Station

The modern wingback headboard features a built-in charging station for convenience.

- **Ports:** The charging station includes 2 AC outlets and 2 USB ports (including one Type-C PD fast charging port).

- **Usage:** Plug in your electronic devices such as phones, tablets, or lamps directly into the available ports.
- **Headboard Storage:** The 4-inch deep storage shelf on the headboard provides additional space for small items like books, phones, or an alarm clock.




Figure 5.3: The headboard's integrated charging station with devices connected.

### 5.3 Mattress Compatibility

The platform bed design eliminates the need for a box spring. It is compatible with Queen size mattresses with a recommended height of 8 to 14 inches.



Figure 5.4: Recommended mattress height for optimal fit and comfort.

## 6. MAINTENANCE

- **Cleaning:** For the upholstered fabric, dry clean only. Avoid using liquid cleaners or harsh chemicals that may damage the material.
- **Hardware:** Periodically check all screws and bolts to ensure they remain tight. Re-tighten if necessary to maintain stability.
- **Noise Reduction:** The EVA sponge is designed to reduce creaks. If any noise occurs, inspect the slat connections and ensure they are properly seated.

## 7. TROUBLESHOOTING

- **Squeaking Noises:** Ensure all frame connections are tightened. Verify that all wooden slats are correctly installed and the EVA mute foam is in place.
- **Drawers Not Sliding Smoothly:** Check for any obstructions under the drawers or on the wheels. Ensure the wheels are clean and free of debris.
- **Charging Station Not Working:** Confirm the bed frame's power cord is securely plugged into a functional wall outlet. Test the charging station with different devices and cables to isolate the issue.
- **Difficulty Assembling:** Review the installation manual carefully. Ensure all parts are correctly oriented as shown in the diagrams. Do not overtighten screws until all components are loosely fitted.

## 8. SPECIFICATIONS

Feature	Detail
Size	Queen
Product Dimensions	85.4"L x 63.4"W x 45.7"H
Color	Dark Grey
Material	Fabric, Metal, Wood
Weight Capacity	1000 lbs
Storage Options	4 Drawers, Headboard Shelf
Charging Station	2 AC Outlets, 2 USB Ports (including Type-C PD)
Box Spring Required	No
Assembly Required	Yes (Easy Assembly)
Product Care	Dry Clean Only



**Figure 8.1:** The iPormis Queen Bed Frame with storage drawers.

# QUEEN SIZE

L\*W\*H: 85.4\*63.4\*45.7 in

Wire Size:6.6-Feet

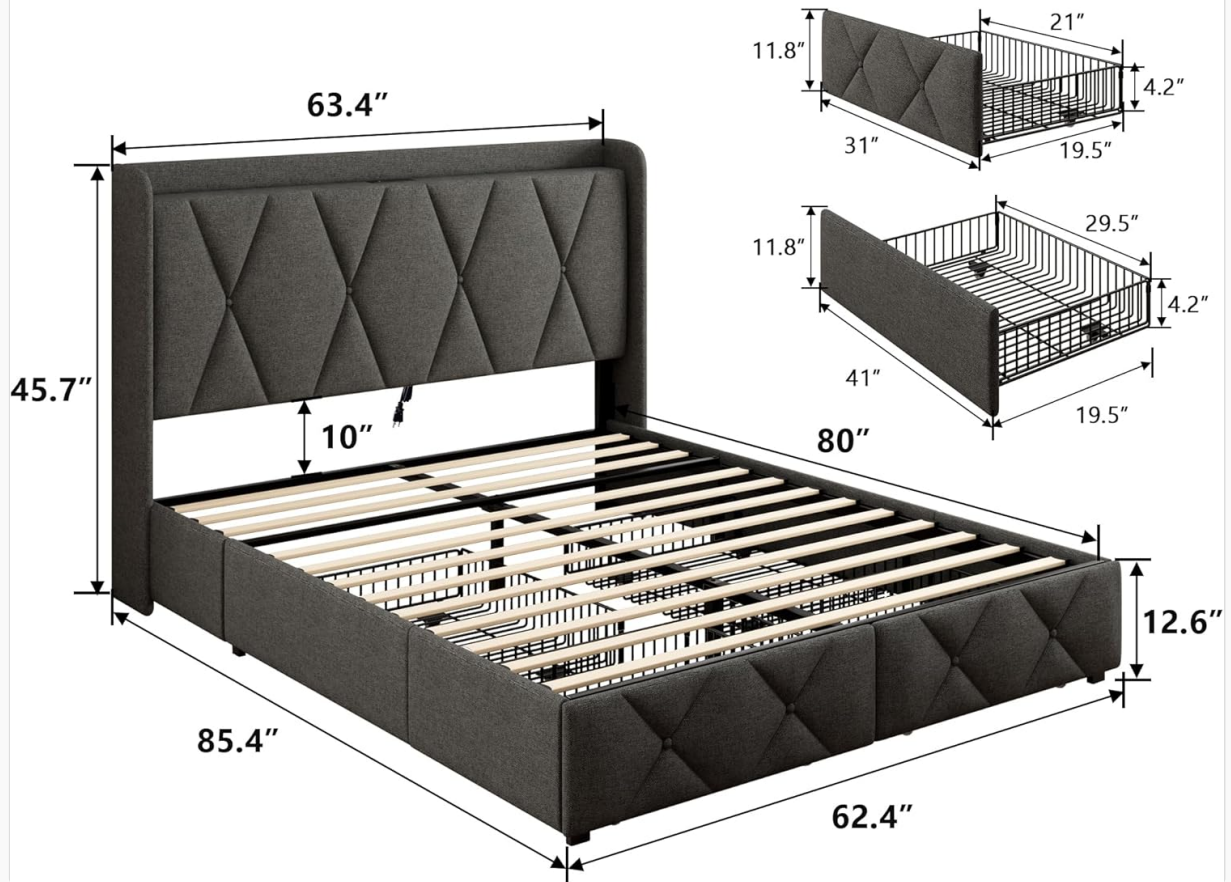


Figure 8.2: Detailed dimensions of the bed frame and storage drawers.

## 9. WARRANTY AND SUPPORT

For warranty information or technical support, please refer to the contact details provided in your product packaging or visit the official iPormis website. Please have your model number (Queen Bed Frame) and purchase date available when contacting support.