

## New bee M51

# New bee M51 Bluetooth Headset User Manual

Model: M51 | Brand: New bee

## INTRODUCTION

---

The New bee M51 Bluetooth Headset is designed for clear communication and extended use, featuring advanced noise cancellation, dual device connectivity, and a long-lasting battery. This manual provides detailed instructions to help you get the most out of your headset.

## WHAT'S IN THE BOX

---

Your New bee M51 Bluetooth Headset package includes the following items:

- New bee M51 Bluetooth Headset
- 500mAh Charging Case
- USB-C Charging Cable
- User Manual
- Extra Eartips (S, M, L sizes)



Figure 1: Contents of the New bee M51 Bluetooth Headset package.

## PRODUCT FEATURES

---

### Battery Life & Charging

The M51 headset offers extended usage times. A single charge provides 15-20 hours of talk/music time. The included 500mAh charging case can recharge the headset multiple times, extending total playtime to approximately 80 hours. Charging the headset fully takes about 1.5 hours.

# Long Battery Life

**500mAh**

Charging Case Capacity



**80Hrs**  
Play Time



**15Hrs**  
Talking



**20Hrs**  
Music



**1.5Hrs**  
Charging Time

Figure 2: Battery performance overview of the M51 headset.

Your browser does not support the video tag.

Video 1: Official product video showcasing the New Bee Bluetooth Earpiece, including its charging process and design. (Source: RIYOUS, Seller)

## Dual Microphone Noise Reduction

The M51 features ENC (Environmental Noise Cancellation) with dual microphones and CVC8.0 technology. This effectively blocks 96% of ambient noise and eliminates echo, ensuring clearer calls even in noisy environments.



# Noise Cancelling Earpiece



Figure 3: Illustration of the dual-mic noise cancellation feature in action.

## Bluetooth 5.2 & Dual Connection

Equipped with the latest Bluetooth 5.2 technology, the M51 provides a fast, stable, and reliable connection up to 15 meters. It supports dual connection, allowing you to pair and connect to two devices simultaneously (e.g., a phone and a laptop), seamlessly switching between them.

# Bluetooth 5.2 Version Multipoint Connectivity

Connect two devices at the same time

Pairing speed  
increasing

**24%**



Connection stability  
increasing

**30%**



Connection  
range up to

**15m**



Figure 4: Benefits of Bluetooth 5.2 technology in the M51 headset.

## Lightweight, adjustable, and comfortable

16.5g Ultra-light body & Ergonomic design

Based on ergonomics, the balanced on-ear and off-ear design spreads the weight of the headset when wearing it, making you very comfortable to wear even for long periods of time.





Figure 5: The M51 headset's ability to connect to two devices simultaneously.

Your browser does not support the video tag.

Video 2: A demonstration of connecting the New Bee M51 headset to two devices, highlighting its dual connectivity feature. (Source: Lo Knows Tech, Influencer)

## Controls & Mute Function

The headset features intuitive controls for easy management of calls and media. A dedicated one-button mute function allows you to quickly mute the microphone during calls, ensuring privacy.



Figure 6: Detailed diagram of the M51 headset's control buttons.

## Ergonomics & Wearability

Weighing only 16.5g, the M51 is designed for ultra-light comfort. Its ergonomic design ensures a balanced fit that spreads the headset's weight evenly, making it comfortable for long periods of wear. The ear hook is 180° rotatable, and the microphone boom is 270° rotatable, allowing you to wear the headset on either your left or right ear with optimal microphone positioning.


















	M51	Others
Noise Cancelling	 <b>Yes</b>	 <b>Yes</b>
Operating Range	 <b>15m</b>	 <b>10m</b>
Standby Time	 <b>180Days</b>	 <b>30Days</b>
Talking Time	 <b>15Hrs</b>	 <b>10Hrs</b>
Music Time	 <b>20Hrs</b>	 <b>10Hrs</b>
Connect 2 Device	 <b>Yes</b>	 <b>No</b>

Figure 7: Lightweight and ergonomic design for comfortable wear.

## Wide Compatibility

New QCC Bluetooth 5.2 chip 

Faster transmission rate, smoother and more stable signal.  
Compatible with a variety of systems and devices

**15m Long Range**

## SETUP GUIDE

---

### 1. Charging Your Headset

Before first use, fully charge your M51 headset. You have two charging options:

1. **Via Charging Case:** Place the headset into the charging case. The digital display on the case will show the charging status.
2. **Directly via USB-C:** Connect the USB-C charging cable directly to the headset's charging port.

### 2. Pairing with Your Device

To pair your M51 headset with a new device:

1. Ensure the headset is powered off.
2. Press and hold the Multifunctional Button for 3 seconds until the indicator light flashes blue and red, indicating pairing mode.
3. On your device (smartphone, tablet, laptop), enable Bluetooth and search for available devices.
4. Select "M51" from the list of found devices.
5. Once connected, the indicator light will turn solid blue.

**Dual Device Connection:** After pairing with the first device, disable Bluetooth on the first device. Pair the headset with the second device following the steps above. Once paired, re-enable Bluetooth on the first device. The headset will automatically connect to both devices, allowing seamless switching.

## OPERATING INSTRUCTIONS

---

### Basic Controls

- **Power On:** Press the Multifunctional Button for 3 seconds.
- **Power Off:** Press the Multifunctional Button for 5 seconds.
- **Play/Pause:** Click the Multifunctional Button once.
- **Answer/Hang Up Call:** Click the Multifunctional Button once.
- **Reject a Call:** Press the Multifunctional Button for 2 seconds.
- **Redial Last Phone Number:** Double-click the Multifunctional Button.

### Volume & Track Control

- **Volume Up:** Click the Volume Up button once.
- **Next Song:** Press the Volume Up button for 3 seconds.
- **Volume Down:** Click the Volume Down button once.
- **Previous Song:** Press the Volume Down button for 3 seconds.

### Microphone Mute

- **Mute/Unmute:** Click the Microphone Mute Button once.
- **Voice Assistant:** Press the Microphone Mute Button for 3 seconds.

## MAINTENANCE

---

To ensure the longevity and optimal performance of your New bee M51 headset, please follow these maintenance guidelines:



- Keep the headset and charging case dry. Avoid exposure to moisture, rain, or liquids.
- Clean the headset regularly with a soft, dry cloth. Do not use harsh chemicals or abrasive materials.
- Store the headset in its charging case when not in use to protect it from dust and damage.
- Avoid extreme temperatures. Do not expose the device to very hot or very cold environments.
- Do not attempt to disassemble or modify the headset, as this will void the warranty.

## TROUBLESHOOTING

If you encounter any issues with your M51 headset, please refer to the following common solutions:

Problem	Solution
Headset does not power on	Ensure the headset is fully charged. Press and hold the Multifunctional Button for 3 seconds.
Cannot pair with device	Ensure the headset is in pairing mode (flashing blue/red light). Turn off Bluetooth on other nearby devices. Restart your device and try pairing again.
No sound or low volume	Check the volume levels on both the headset and your connected device. Ensure the headset is properly connected and not muted.
Poor call quality	Ensure the microphone boom is positioned correctly towards your mouth. Check for strong Bluetooth signal (within 15m). Avoid environments with excessive background noise.
Dual connection issues	Ensure both devices are within range and Bluetooth is enabled. Disconnect and re-pair both devices if issues persist.

## SPECIFICATIONS

Feature	Detail
Model Name	M51
Connectivity Technology	Wireless (Bluetooth 5.2)
Bluetooth Range	15 Meters
Noise Control	Active Noise Cancellation (ENC Dual-Mic, CVC8.0)
Battery Life (Single Headset)	15-20 Hours (Talk/Music)
Charging Case Capacity	500mAh (approx. 80 hours total playtime)
Charging Time	1.5 Hours
Weight	16.5g (Headset)
Material	Acrylonitrile Butadiene Styrene (ABS)
Ear Placement	In Ear
Compatible Devices	Cellphones, Tablets, Laptops (iOS, Android, Windows)

## WARRANTY & SUPPORT

---

New bee stands by its products. For any inquiries or assistance, our 24-hour customer service and professional technology team are ready to help. Please refer to the contact information provided with your product packaging for direct support.

Documents - New bee – M51

no relevant documents