

Manuals.plus /

› Veise /

› Veise VE07-H Fingerprint Smart Lock with Handle Set Instruction Manual

Veise VE07-H

Veise VE07-H Fingerprint Smart Lock with Handle Set Instruction Manual

MODEL: VE07-H

1. Product Overview

The Veise VE07-H Fingerprint Smart Lock with Handle Set offers advanced security and convenient access for your home. This smart lock provides multiple unlocking options, including fingerprint, app control, keypad codes, eKeys, fobs, and a traditional mechanical key. Designed for easy installation and robust performance, it integrates seamlessly into modern smart homes.



Image: Veise VE07-H Fingerprint Smart Lock with Handle Set components.

Your browser does not support the video tag.

Video: Overview of Veise VE07-H Fingerprint Smart Deadbolt Lock Handle Set features.

2. What's in the Box

Your Veise VE07-H Smart Lock package includes all necessary components for installation and operation:

- Smart Door Lock (Exterior and Interior Assemblies)
- Zinc Alloy Complete Handleset

- Latch and Strike Plates
- Mounting Plate and Screws
- 2 Backup Keys
- 2 Key Cards (Fobs)
- Installation Instruction Manual
- Programming Quick Setup Guide
- Reset Tool

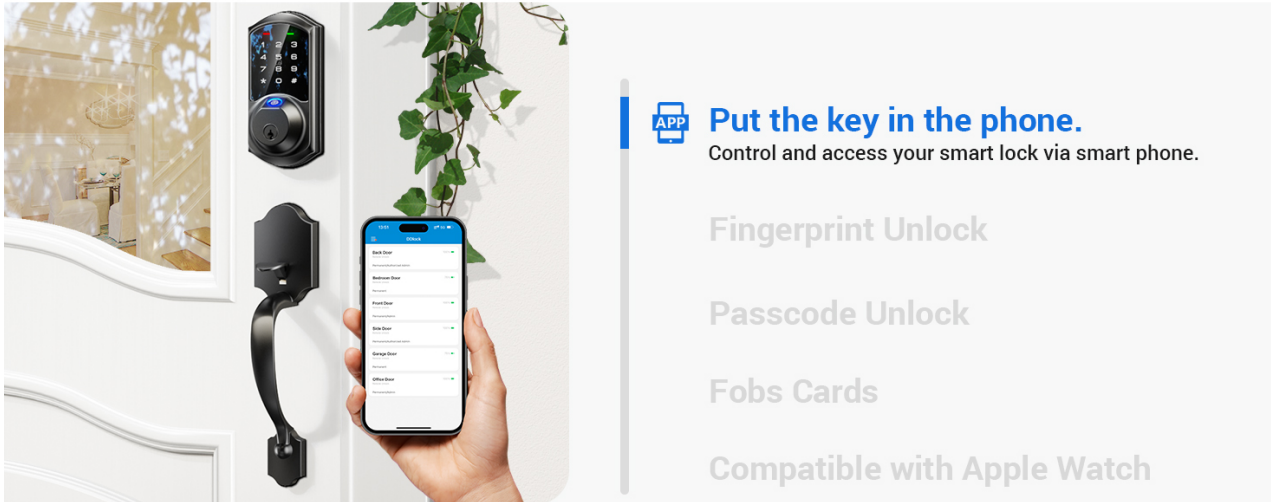


Image: Visual representation of the smart lock and its various unlocking methods.



Image: Two Veise VK01 IC Cards (fobs) included with the smart lock.

3. Setup and Installation

The Veise VE07-H smart lock is designed for easy installation, typically taking about 15 minutes with a screwdriver. Ensure your door meets the following specifications before beginning:

- Door Thickness: 1-3/8" to 2" (35mm-50mm)
- Backset: 2-3/8" or 2-3/4" (60mm or 70mm)
- Hole Diameter (Deadbolt): 2-1/8" (54mm)
- Hole Diameter (Handle): 3/8" (10mm)
- Minimum Distance between holes: 4" (101.6mm)



Image: Detailed door dimension requirements for installation.



Intelligent & Durable & Safety

Tested by the BHMA certification of authority,
built to last for decades.

Image: Visual guide for left-handed and right-handed door configurations.

For a detailed step-by-step installation guide, please refer to the official installation video:

Your browser does not support the video tag.

Video: Veise VE07H Smart Front Door Lock Set Installation Guide.



Image: Quick setup directions for the app, indicating compatibility with right and left-handed doors.

4. Operating Instructions

The Veise VE07-H offers 8 flexible unlocking options for convenient access:

- **Fingerprint:** Unlock in 0.3 seconds with advanced biometric technology. Supports up to 50 fingerprints.
- **Keypad Codes:** Use the digital electronic touchscreen to enter a personalized PIN. Supports over 250 access codes, including timed, permanent, recurring, custom, and one-time codes.
- **eKeys:** Share digital keys via the app for flexible access management.
- **Fobs (Key Cards):** Tap the included key fobs to unlock the door.
- **Mechanical Key:** Use the traditional backup key for manual unlocking.
- **Apple Watch:** Unlock directly from your Apple Watch.
- **Web Portal:** Manage access and settings remotely via a web portal.
- **App Control:** Lock and unlock your door directly from the mobile app.

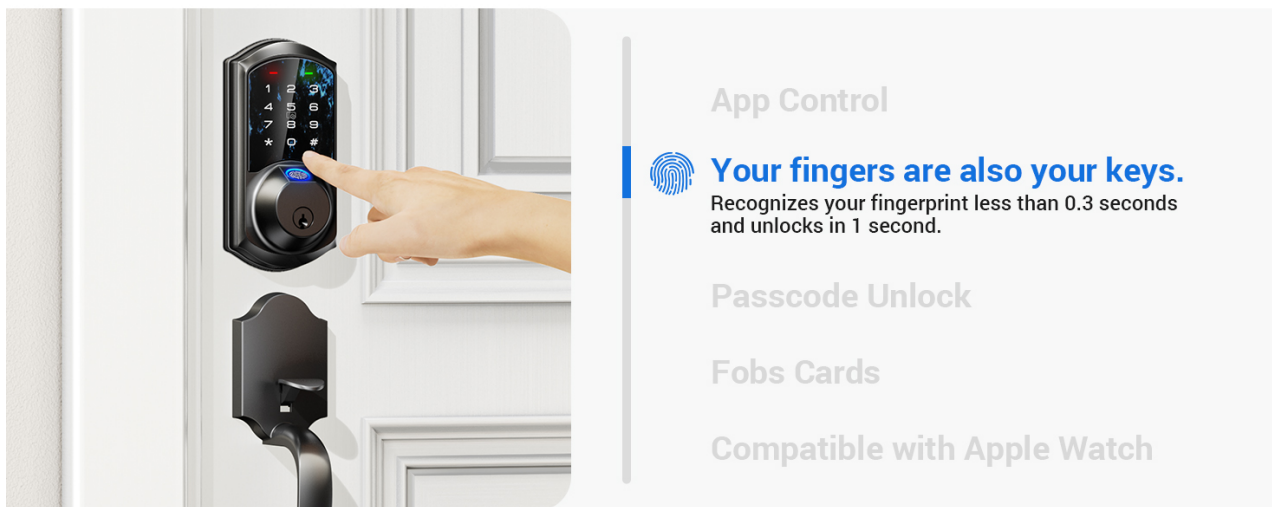


Image: Fingerprint unlocking feature with 0.3s identification and 99.9% recognition rate.

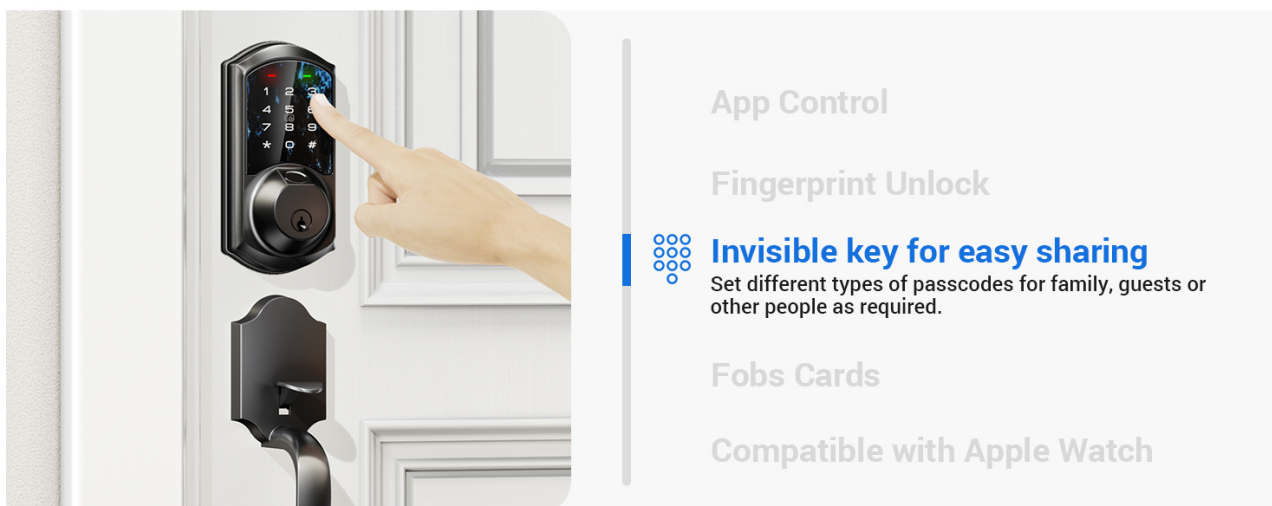


Image: Various access code types including one-time, timed, recurring, permanent, custom, and erase codes.

To lock your door, you have several options:

- **Auto-lock:** Configurable to automatically lock after 5-900 seconds.
- **One-touch locking:** Press and hold the lock icon in the app for 2 seconds, or press "#" on the keypad for 2 seconds.
- **Backup Key:** Use the mechanical key.
- **Thumb Turn:** Manually turn the thumb turn from the inside.

5. App Management

The free mobile app and web portal provide comprehensive management of your smart lock:

- Set and delete passwords.
- Manage access rights for different users.
- View real-time access logs.
- Monitor smart lock status.
- Generate various types of access codes (timed, one-time, permanent, recurring, custom, erase).

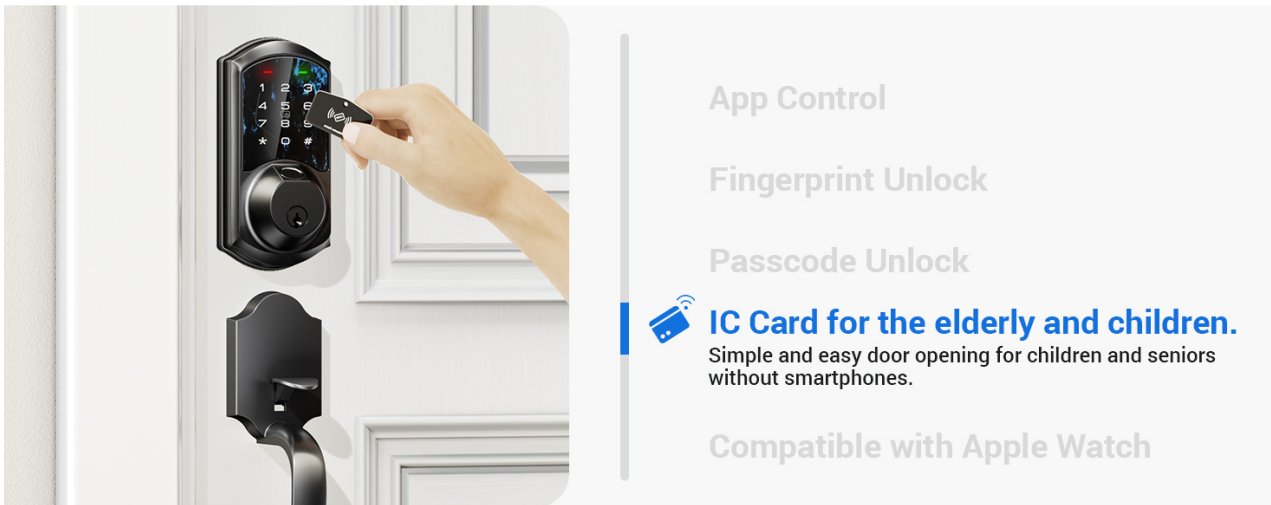


Image: Overview of smart app and web management features, including user management, eKey sharing, remote access, and access time logs.

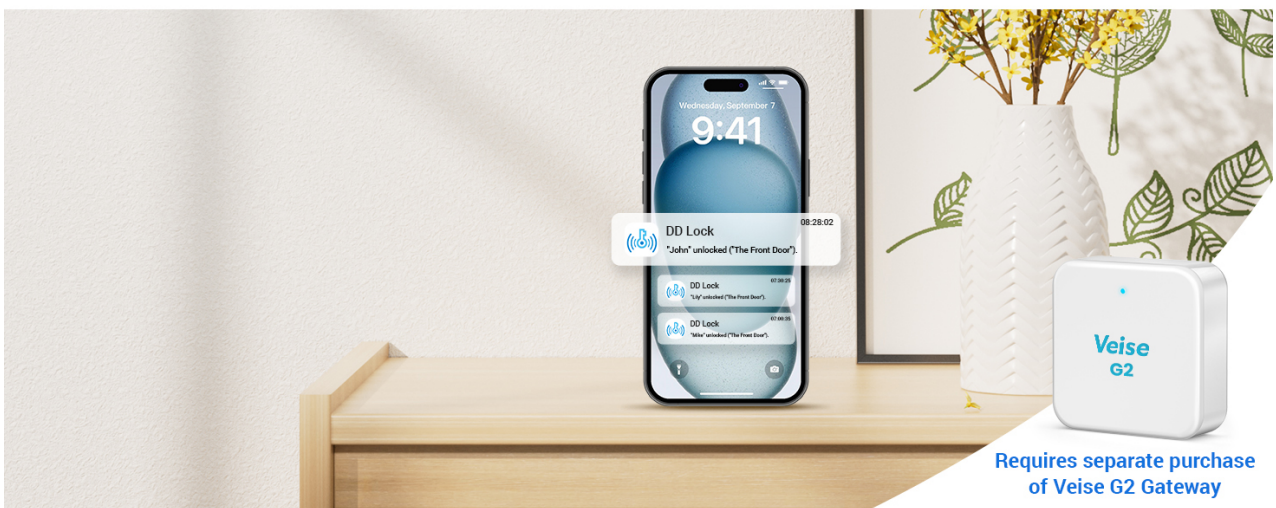


Image: Screenshot of the DD Lock web portal for managing multiple locks and users.

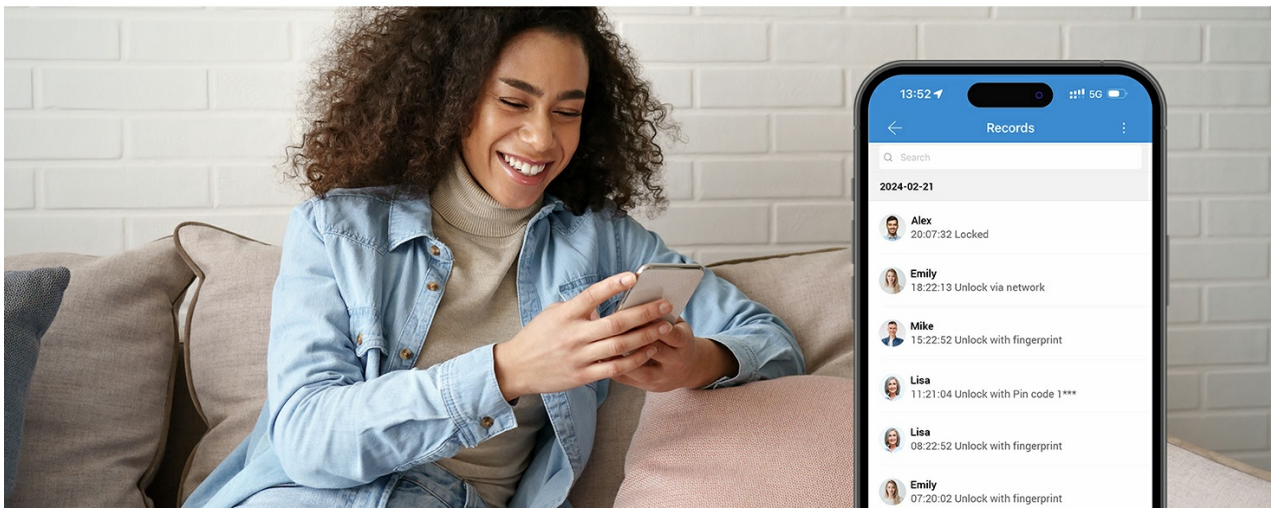


Image: App interface showing access records and user activity.

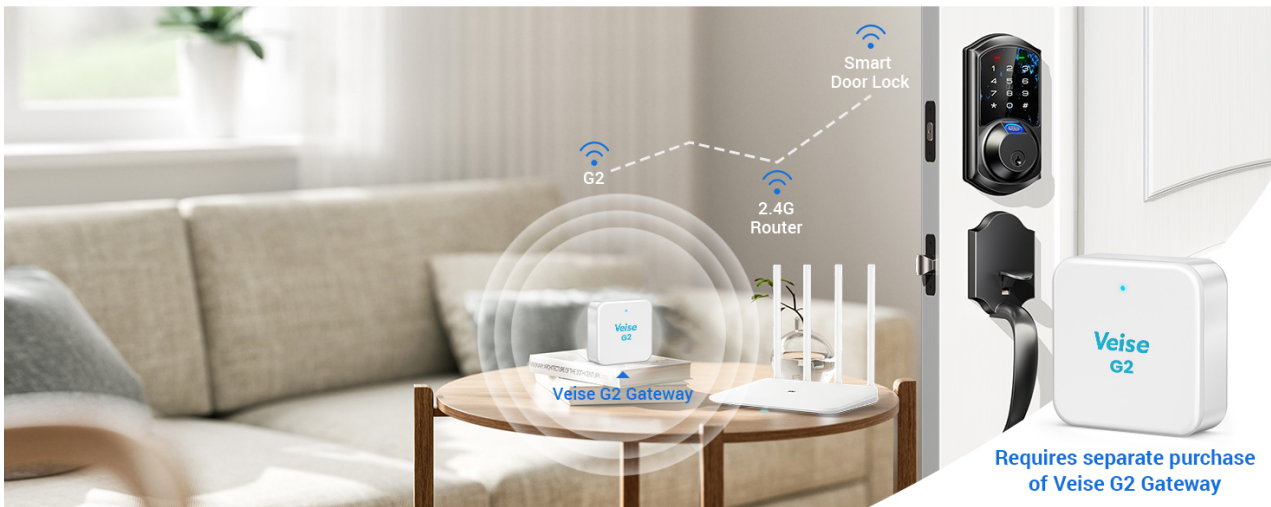


Image: Example of a DD Lock notification for unlocking events.

6. Security Features

The Veise VE07-H smart lock is built with robust security features to protect your home:

- **ANSI/BHMA Grade 3 Certified:** Ensures reliable security for both interior and exterior doors.
- **IP54 Waterproof and Dustproof:** Designed to withstand various weather conditions, including rain, wind, and sun.
- **Anti-Peeping Touchscreen Keypad:** Prevents others from guessing your code by allowing you to enter random digits before or after your actual code.
- **Anti-Hacking Features:** Includes mechanisms to deter unauthorized access attempts.
- **Privacy Mode:** Activates a mode for enhanced privacy.
- **Passage Mode:** Allows the door to remain unlocked for continuous access during specific periods.



App Control

Fingerprint Unlock

Passcode Unlock

Fobs Cards



Run, track, unlock

Your watch, your fitness, your entry.

Image: Overview of enhanced security features including IP54 waterproof rating, auto-lock, low battery alert, anti-peeping code, privacy mode, and ANSI/BHMA Grade 3 certification.



Image: Demonstrates anti-cracking (lockout after multiple wrong entries) and anti-peeping features.



APP Quick Set Direction

Easy Installation in 15 Minutes Just with a screwdriver.



Right-Handed Door



Left-Handed Door

Image: Highlights ANSI Grade 3 certification, AES encryption, and IP54 waterproof rating.

7. Smart Home Integration

Enhance your smart home experience by connecting your Veise VE07-H smart lock with a Veise G2 gateway (sold separately). This enables:

- Remote access to your digital door lock from anywhere.
- Voice control with Amazon Alexa and Google Home.
- Real-time access logs and status monitoring.

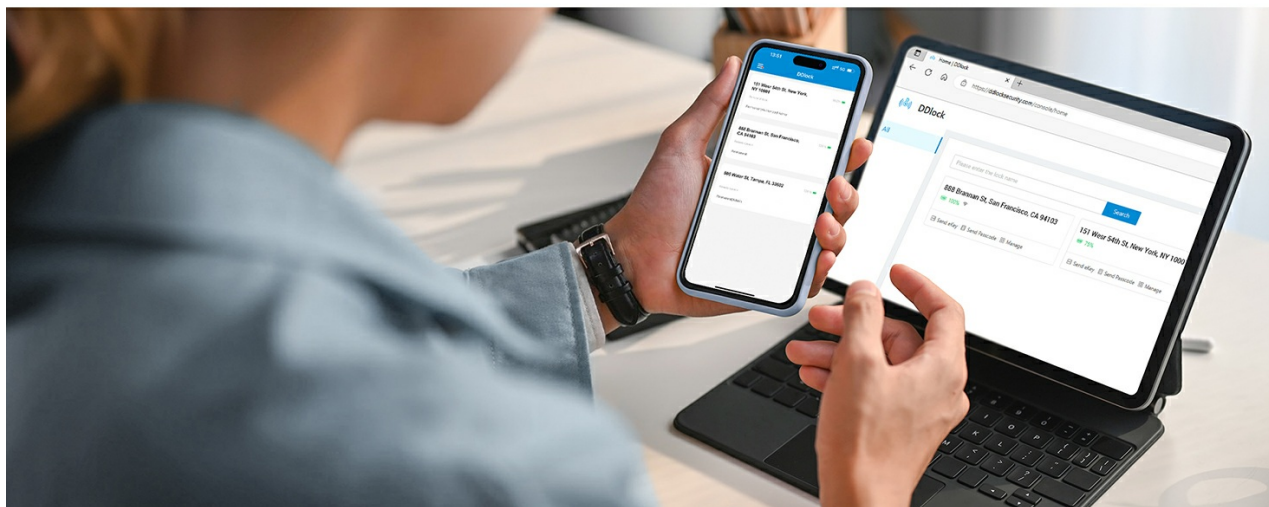


Image: Diagram showing smart lock connectivity with a Veise G2 Gateway and a 2.4G router for remote access.

ANSI Grade 3
20,000+ Rigorous Tests: Unmatched Quality.

AES
Fortified Security: Rapid Encryption for Unyielding Protection.

IP54 Waterproof
Work normally in rainy weather or humidity.

Verified by Transparency, scan the QR code on product by Amazon APP to verify the authenticity.

Image: Demonstrates voice control with Alexa and Google Home via the Veise G2 Gateway.

Requires separate purchase of Veise G2 Gateway

Image: Table summarizing smart lock features and which require the Veise G2 Wi-Fi Gateway.

8. Maintenance

To ensure optimal performance and longevity of your Veise VE07-H smart lock:

- **Battery Replacement:** The lock provides low-battery alerts. Replace the 4 AA alkaline batteries promptly when alerted. Expected battery life is 12 months.
- **Cleaning:** Use a soft, dry cloth to clean the touchscreen and exterior surfaces. Avoid abrasive cleaners or solvents.
- **Mechanical Components:** Lifetime maintenance is offered for mechanical components.



Image: App notification showing a low battery alert for the smart lock.

9. Troubleshooting

If you encounter issues with your smart lock, consider the following:

- **App Connection Issues:** If the app doesn't find the lock or cannot connect, try resetting the lock.
- **Master Password:** Do not use the keypad to change the Master Password before pairing the lock in the app.
- **Activation:** Before pairing, you may need to touch the keypad to activate the lock.

For instructions on how to reset the lock, please refer to the following video:

Your browser does not support the video tag.

Video: Veise VE07H Smart Front Door Lock Set Reset Video.

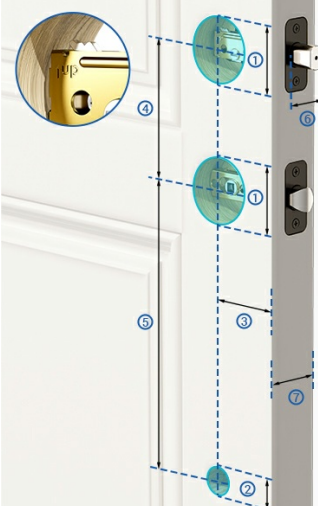
10. Specifications

Feature	Detail
Brand	Veise
Model Number	VE07-H
Lock Type	Biometric, Combination Lock, Deadbolt, Keypad
Material	Aluminum, Zinc
Color	Matte Black
Item Dimensions (L x W x H)	6.1 x 2.7 x 1.4 inches
Connectivity Protocol	Bluetooth, WiFi (Veise G2 WiFi Gateway Required)
Controller Type	iOS, Android
Special Features	8-IN-1 Unlock, 0.3s Fingerprint, Auto-Lock (5-900s), App Control & eKeys, Rental Web Management, Watch Unlock, Touchscreen Keypad, Remote Control with G2 Gateway, Alexa and Google Compatible (Veise G2 WiFi Gateway Required), 12-Month Battery Life, Anti-Drill, Anti-Cracking, Anti-Peeping, Passage Mode

11. Warranty and Support

Veise is committed to providing excellent customer service and product reliability:

- **Warranty:** At least a 2-year warranty.
- **Lifetime Maintenance:** For mechanical components.
- **US-Based Phone Support:** Available Monday–Friday 9 AM–5 PM PST, and Saturday 7 AM–3 PM PST.
- **24/7 After-Sales Email Service:** For continuous support.




- ① Hole Diameter: 2-1/8" (54mm)
- ② Hole Diameter: 3/8" (10mm)
- ③ Backset: 2-3/8" or 2-3/4" (60 or 70mm)
- ④ Minimalist Distance: 4" (101.6mm)
- ⑤ Distance: 7-7/8" to 8-7/8" (200mm-225mm)
- ⑥ Bore diameter: 1" (25mm)
- ⑦ Door thickness: 1-3/8"-2" (35mm-50mm)

Check the Size Before Your Purchase


Latch Hole

✓



Chiseled

Door Compatibility

✓

Single Cylinder

✗

Mortise

✗

Integrated


✗

Rim Cylinder

Image: Highlights US-based support, 2-year quality protection, 30-day free return or exchange, lifetime manufacturer service, and lifetime phone support.